



DENTALEZ

*EQUIPMENT,  
CABINETS  
AND UTILITY*

2024

# TABLE OF CONTENTS

## EQUIPMENT

<b>Pivot Chair Mount Packages</b>	<b>8</b>	<b>Rear Mount Side Delivery Systems</b>	<b>51</b>
Standard IC Control Head	8	Cabinetry Mounting Configurations	53
Euro Control Head	9	7020PRO Duo Swing Delivery Systems	54
<b>Fixed Chair Mount with Sidebox Packages</b>	<b>10</b>	7021PRO Duo Swing Delivery Systems	56
Standard IC Control Head	10	7010 Duo Swing Delivery Systems	58
Euro Control Head	11	3486 Swing Delivery Systems	60
<b>3900 Package Ordering Guide</b>	<b>12</b>	Storage Organizer, Trays and Monitor Mount	62
<b>Fusion Packages</b>	<b>24</b>	<b>Ancillary Ordering and Options</b>	<b>63</b>
Pivot Chair Mount	25	Standard IC Delivery Unit	65
Fixed Mount with Sidebox	26	Euro Delivery Unit	66
Rear Mount Side Delivery	27	Fusion Delivery Unit	67
<b>Fusion Package Ordering Guide</b>	<b>28</b>	<b>Handpiece Bundles</b>	<b>68-69</b>
<b>Surface Treatments</b>	<b>32</b>	<b>Control Head Accessories</b>	<b>70</b>
Designer Friendly Colors and Surfaces	33	Ancillary Products	70
<b>Chairs and Stools</b>	<b>35</b>	<b>Simplified Cuspidors and Assistant's Instrumentation</b>	<b>73</b>
3900 Hydraulic Patient Chair	37	Fixed Mount with Sidebox, External Umbilical	76
3900 Chair Upholstery Options	38	Fixed Chair Post Mount, External Umbilical	80
3800 Hydraulic Patient Chair	39	Rear Beneath Shelf or Work Surface Mount	81
Chair Accessories	40	<b>Simplified Rear and Side Delivery Systems</b>	
Economy and Deluxe Stools	41	Side Cabinet and Wall Mount	82
Comfort Stools	42	Rear or Side Beneath Counter Mount	83
<b>Lights and Monitor Mounts</b>	<b>43</b>	Rear Beneath Counter Mount	84
Post Mount Lights	45	Panel Mounts	86
Track Mount Lights	46	Rear or Side Mount Compact Controls	87
Ceiling Mount Lights	47	Mobile Carts	88
Cabinet and Wall Mount Lights	48	<b>Factory Options and Parts</b>	<b>89</b>
Monitor Mount Assemblies	49	<b>General Information</b>	<b>95</b>
		Dimensions	95
		Equipment Maintenance	110
		Equipment Terms and Warranty	111



*CABINETS*


<b>Radiance Operatory</b>	<b>116</b>
Rear Cabinet (12 O'clock)	116
Side Cabinets	119
Island Cabinet	121
<b>Imagine + Operatory</b>	<b>125</b>
Rear Cabinet (12 O'clock)	126
Side Cabinets	140
Island Cabinet	150
<b>Operatory Mobile</b>	<b>157</b>
<b>Sterilization Centers</b>	<b>163</b>
<b>Orthodontic Cabinetry</b>	<b>170</b>
<b>Reception/Front Desk Cabinetry</b>	<b>180</b>
<b>Color Options</b>	<b>186</b>
<b>Warranty</b>	<b>187</b>

*UTILITY*

<b>Compressors</b>	<b>192</b>
Ramvac Compressors	192
<b>Dry Vacuums</b>	<b>195</b>
Dry Vacuums	195
Badger LF	197
<b>Tanks</b>	<b>198</b>
15 Gallon and 30 Gallon Tanks	198
InfiniTank	198
<b>Wet Vacuums</b>	<b>199</b>
Barracuda	199
<b>Maintenance</b>	<b>201</b>
Compressor and Vacuum Maintenance	201
<b>Utility Room Accessories</b>	<b>202</b>
Remote Panels	202
Master Water Control Valve	202
Steel Frame Stands	202
Amalgam Separator	203
VACHECK / FLOWCHECK	203
SlugBuster	203
<b>Quick Reference Guide</b>	<b>204</b>
<b>Utility Warranty</b>	<b>206</b>

# Ramvac

DENTALEZ



## RAMVAC® WITH AERAS INTEL

In an increasingly complex world, smart devices simplify how we integrate new technology into everyday life. From smartphones to smart homes, intelligent devices are simplifying the way we live. And now, they're doing some of the work for us at work too. With Aeras Intel, the smart revolution has reached the dental office, offering interconnectivity, insight, and control.

AERAS, Inc. is a separate corporation from DENTALEZ, Inc.

Forest  
Packages

Chairs  
and Stools

Lights and  
Monitor Mounts

7000  
Series

Delivery  
Systems

Simplified

Factory Options  
and Parts

General  
Information

Equipment  
Warranty

Radiance  
Operator

Imagine +  
Operator

Operator  
Mobile

Sterilization  
Centers

Orthodontic  
Cabinetry

Reception/Front  
Desk Cabinetry

Color Options

Cabinet  
Warranty

Compressors

Dry Vacuums

Tanks

Wet Vacuums

Utility Room  
Accessories

Utility  
Warranty

# Forest

PACKAGES



Forest  
Packages

Chairs  
and Stools

Lights and  
Monitor Mounts

7000  
Series

Delivery  
Systems

Simplified

Factory Options  
and Parts

General  
Information

Equipment  
Warranty

Radiance  
Operator

Imagine +  
Operator

Operator  
Mobile

Sterilization  
Centers

Orthodontic  
Cabinetry

Reception/Front  
Desk Cabinetry

Color Options

Cabinet  
Warranty

Compressors

Dry Vacuums

Tanks

Wet Vacuums

Utility Room  
Accessories

Utility  
Warranty



Standard Chair Color Options

**Powder Coat Paint Forest Grey**

*Shown with Diplomat Blue Upholstery*




**Powder Coat Paint Shadow**

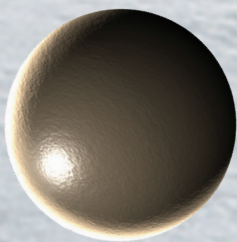
*Shown with Raven Wing Upholstery*



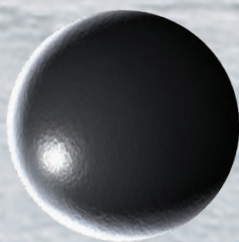
Designer Friendly Chair Color Options



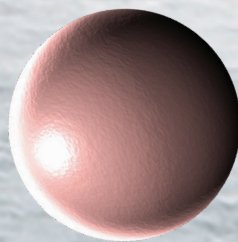
**Arctic Silver**



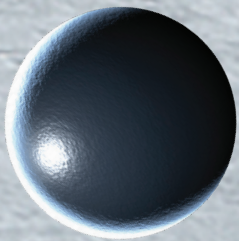
**Bronze**




**Charcoal**




**Copper**



**Midnight**



**Pewter**



**White**

Chairs and Stools

Lights and Monitor Mounts

7000 Series

Delivery Systems

Simplified

Factory Options and Parts

General Information

Equipment Warranty

Radiance Operator

Imagine + Operator

Operator Mobile

Sterilization Centers

Orthodontic Cabinetry

Reception/Front Desk Cabinetry

Color Options

Cabinet Warranty

Compressors

Dry Vacuums

Tanks

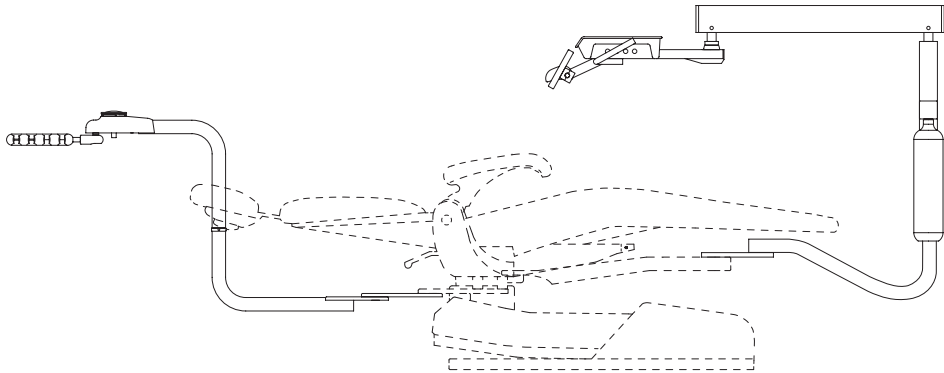
Wet Vacuums

Utility Room Accessories

Utility Warranty

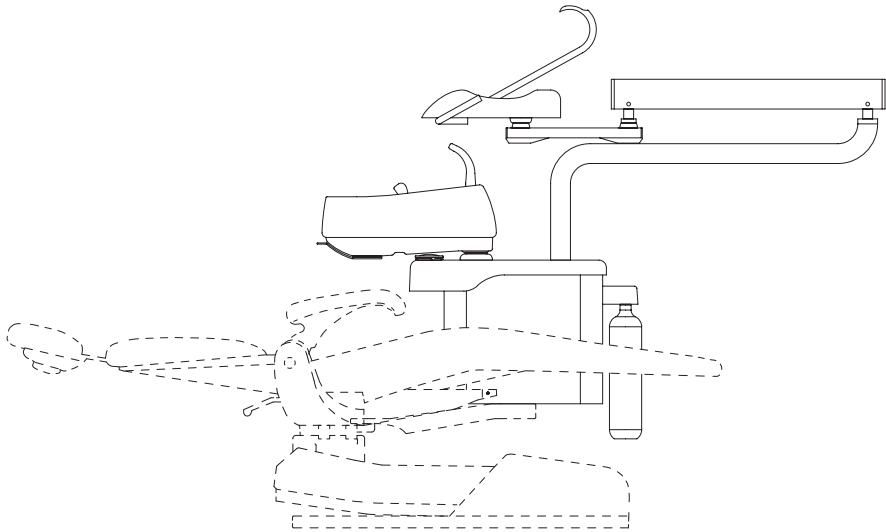
Pivot Chair Mount

Pivot Chair Mounts easily move left to right on large roller bearings to accommodate left and right-handed practitioners. Unlike a Fixed Chair Mount delivery system, the mounting arm comes from underneath the patient rather than over the top, making it less obtrusive and more patient-friendly. Pivot Assistant's Instrumentation, Operator Lights and Monitor Mounts are popular options to support your style of practice.



Fixed Chair Mount With Sidebox

Fixed Chair Mounts With Sidebox allow for a Cuspidor, Assistant's Instrumentation, a Monitor and Light to mount on a sidebox, which is large enough to accommodate a host of ancillary support products. Finish the aluminum side covers in one of our nine powder coat paint colors and choose a complementary carbon fiber trim to finish the top cap. If you use a cuspidor, select our beautiful high-gloss ceramic black for a customized and beautiful patient-friendly delivery system.



Chairs  
and Stools

Lights and  
Monitor Mounts

7000  
Series

Delivery  
Systems

Simplified

Factory Options  
and Parts

General  
Information

Equipment  
Warranty

Radiance  
Operator

Imagine +  
Operator

Operator  
Mobile

Sterilization  
Centers

Orthodontic  
Cabinetry

Reception/Front  
Desk Cabinetry

Color Options

Cabinet  
Warranty

Compressors

Dry Vacuums

Tanks

Wet Vacuums

Utility Room  
Accessories

Utility  
Warranty



3900 Chair Package, Standard IC Delivery, Pivot

Base Package



Note: Package shown in shadow paint with raven wing ultraleather.

Popular Options



Dr's Deluxe Stool,  
Ultraleather Upholstery  
Part number: 6159C



E- Torque Electric  
Handpiece System  
Part number:  
STAR-ETORQUE



LED Operatory Light, 9073  
Part number: 9073



Assistants Instrumentation  
rear Pivot with touchpad  
Part number: 1096

Base Package As Shown

Description	Part Number
3900 Patient Chair	3900
Delivery System w/Standard IC, Pivot	4486PI
Assistants Instrumentation, Rear Pivot	1095
LED Operatory Light, 9078	9078
Light Post, Pivot	1113-654
Chair Control (select from unit-mounted, chair-mounted, or foot control)	3914-998-CS

Popular Options

Description	Part Number
Dr. Deluxe Stool, Ultraleather Upholstery	6159C
Assistants Deluxe Stool No Back, Ultraleather Upholstery	6160C
E-Torque Electric HP System	STAR-ETORQUE
6-PIN Handpiece Illumination w/tubing	1700-019-CS
Quick Disconnect for Water	0016-454-CS
Quick Disconnect for Air	0016-456-CS
Routing Valve Kit	1115-315-CS
Additional HVE w/Dry Oral Cup	1400-113-CS
Soft Touch Back Massage	3900-100
LED Operatory Light, 9073	9073
Assistants Instrumentation, Rear Pivot with Touchpad	1096

Equipment dimensions, see page 95  
Shipping weight estimate:  
Delivery unit & chair 450 lb / 204 kg  
Base package 580 lb / 264 kg  
As shown package 630 lb / 286 kg



Chairs and Stools
Lights and Monitor Mounts
7000 Series
Delivery Systems
Simplified
Factory Options and Parts
General Information
Equipment Warranty
Radiance Operatory
Imagine + Operatory
Operatory Mobile
Sterilization Centers
Orthodontic Cabinetry
Reception/Front Desk Cabinetry
Color Options
Cabinet Warranty
Compressors
Dry Vacuums
Tanks
Wet Vacuums
Utility Room Accessories
Utility Warranty

3900 Chair Package, Euro Pivot Delivery

Base Package



Popular Options



Dr's Deluxe Stool,  
Ultraleather Upholstery  
Part number: 6159C



E- Torque Electric  
Handpiece System  
Part number:  
STAR-ETORQUE



LED Operatory Light, 9073  
Part number: 9073



Assistants Instrumentation  
rear Pivot with touchpad  
Part number: 1096

Base Package As Shown

Description	Part Number
3900 Patient Chair	3900
Delivery System w/Euro, Pivot	4988PI
Assistants Instrumentation, Rear Pivot	1095
LED Operatory Light, 9078	9078
Light Post, Pivot	1113-654
Chair Control (select from unit-mounted, chair-mounted, or foot control)	3914-998-CS

Popular Options

Description	Part Number
Dr. Deluxe Stool, Ultraleather Upholstery	6159C
Assistants Deluxe Stool No Back, Ultraleather Upholstery	6160C
E-Torque Electric HP System	STAR-ETORQUE
6-PIN Handpiece Illumination w/tubing	1700-019-CS
Quick Disconnect for Water	0016-454-CS
Quick Disconnect for Air	0016-456-CS
Routing Valve Kit	1115-315-CS
Additional HVE w/Dry Oral Cup	1400-113-CS
Soft Touch Back Massage	3900-100
LED Operatory Light, 9073	9073
Assistants Instrumentation, Rear Pivot with Touchpad	1096

Equipment dimensions, see page 95  
Shipping weight estimate:  
Delivery unit & chair 445 lb / 203 kg  
Base package 533 lb / 264 kg  
As shown package 630 lb / 286 kg



Chairs and Stools
Lights and Monitor Mounts
7000 Series
Delivery Systems
Simplified
Factory Options and Parts
General Information
Equipment Warranty
Radiance Operatory
Imagine + Operatory
Operatory Mobile
Sterilization Centers
Orthodontic Cabinetry
Reception/Front Desk Cabinetry
Color Options
Cabinet Warranty
Compressors
Dry Vacuums
Tanks
Wet Vacuums
Utility Room Accessories
Utility Warranty

3900 Chair Package, Standard IC Delivery, Sidebox

Base Package



Popular Options



Dr's Deluxe Stool,  
Ultraleather Upholstery  
Part number: 6159C



E- Torque Electric  
Handpiece System  
Part number:  
STAR-ETORQUE



Swivel Tray  
Part number: 1110-468



LED Operator Light, 9073  
Part number: 9073

Base Package As Shown

Description	Part Number
3900 Patient Chair	3900
Delivery System, Sidebox w/Standard IC	4485SI
Routing Valve	Included
Quick Disconnect for Water	Included
Quick Disconnect for Air	Included
Deluxe Cuspidor	1577
LED Operator Light, 9078	9078
Light Post, Sidebox	1110-900
Chair Control (select from unit-mounted, chair-mounted, or foot control)	3914-998-CS

Popular Options

Description	Part Number
Dr. Deluxe Stool, Ultraleather Upholstery	6159C
Assistants Deluxe Stool No Back, Ultraleather Upholstery	6160C
E-Torque Electric HP System	STAR-ETORQUE
Satelec SP	SATELEC-S
Satelec SP, LED lit	SATELEC-S-LED
6-PIN Handpiece Illumination w/tubing	1700-019-CS
Swivel Tray	1110-468
Additional Handpiece Position, Wet	1100-189-CS
Deluxe Cuspidor Remote Activation	1100-480-CS
LED Operator Light, 9073	9073
Soft Touch Back Massage	3900-100

Equipment dimensions, see page 96  
Shipping weight estimate:  
Delivery unit & chair 440 lb / 202 kg  
Base package 556 lb / 253 kg  
As shown package 561 lb / 255 kg



Chairs and Stools
Lights and Monitor Mounts
7000 Series
Delivery Systems
Simplified
Factory Options and Parts
General Information
Equipment Warranty
Radiance Operator
Imagine + Operator
Operator Mobile
Sterilization Centers
Orthodontic Cabinetry
Reception/Front Desk Cabinetry
Color Options
Cabinet Warranty
Compressors
Dry Vacuums
Tanks
Wet Vacuums
Utility Room Accessories
Utility Warranty



3900 Chair Package, Euro Sidebox Delivery

Base Package



Popular Options



Dr's Deluxe Stool,  
Ultraleather Upholstery  
Part number: 6159C



Assistants Deluxe Stool,  
No Back,  
Ultraleather Upholstery  
Part number: 6160C



E- Torque Electric  
Handpiece System  
Part number:  
STAR-ETORQUE



LED Operator Light, 9073  
Part number: 9073

Base Package As Shown

Description	Part Number
3900 Patient Chair	3900
Delivery System, Sidebox w/Euro	4987SI
Routing Valve	Included
Quick Disconnect for Water	Included
Quick Disconnect for Air	Included
Deluxe Cuspidor	1577
LED Operator Light, 9078	9078
Light Post, Sidebox	1110-900
Chair Control (select from unit-mounted, chair-mounted, or foot control)	3914-998-CS

Popular Options

Description	Part Number
Dr. Deluxe Stool, Ultraleather Upholstery	6159C
Assistants Deluxe Stool No Back, Ultraleather Upholstery	6160C
E-Torque Electric HP System	STAR-ETORQUE
Satelec SP	SATELEC-S
Satelec SP, LED lit	SATELEC-S-LED
6-PIN Handpiece Illumination w/tubing	1700-019-CS
Additional Handpiece Position, Wet	1100-189-CS
Deluxe Cuspidor Remote Activation	1100-480-CS
LED Operator Light, 9073	9073
Soft Touch Back Massage	3900-100

Equipment dimensions, see page 96  
Shipping weight estimate:  
Delivery unit & chair 445 lb / 203 kg  
Base package 551 lb / 251 kg  
As shown package 551 lb / 251 kg



Chairs and Stools
Lights and Monitor Mounts
7000 Series
Delivery Systems
Simplified
Factory Options and Parts
General Information
Equipment Warranty
Radiance Operator
Imagine + Operator
Operator Mobile
Sterilization Centers
Orthodontic Cabinetry
Reception/Front Desk Cabinetry
Color Options
Cabinet Warranty
Compressors
Dry Vacuums
Tanks
Wet Vacuums
Utility Room Accessories
Utility Warranty



SURFACE FINISH OPTIONS









ULTRALEATHER® 12 CLASSIC COLORS

					
Autumn Leaf	Baltic	Boysenberry	Charcoal	Diplomat Blue	Doe
					
Dove Grey	Papyrus	Parrot	Raven Wing	St. John	Stone




ULTRALEATHER 5 PEARLIZED COLORS

		
Midnight	Oz	Pewter
		
Pharoah	Tin Man	

POWDER COAT PAINT 9 COLORS

				
Arctic Silver	Forest Grey	Charcoal	Copper	Bronze
				
Midnight	Pewter	Shadow	White	

CARBON FIBER 3 PATTERNS

		
Greywood	Laser Leather	Lemans

- Chairs and Stools
- Lights and Monitor Mounts
- 7000 Series
- Delivery Systems
- Simplified
- Factory Options and Parts
- General Information
- Equipment Warranty
- Radiance Operator
- Imagine + Operator
- Operator Mobile
- Sterilization Centers
- Orthodontic Cabinetry
- Reception/Front Desk Cabinetry
- Color Options
- Cabinet Warranty
- Compressors
- Dry Vacuums
- Tanks
- Wet Vacuums
- Utility Room Accessories
- Utility Warranty

DESIGN YOUR 3900 PATIENT CHAIR

STEP 1: SELECT YOUR CHAIR - Select 1 chair and 1 powder coat paint color

STEP  
1

Description	Part #	Powder Coat Pain Color	
<input type="checkbox"/> 3900 Patient Chair	3900	<input type="checkbox"/> Forest Grey*	<input type="checkbox"/> Shadow*
<input type="checkbox"/> 3900 Patient Chair, Designer Friendly	3900C	<input type="checkbox"/> Arctic Silver	<input type="checkbox"/> Bronze <input type="checkbox"/> *White
*White, Shadow, and Forest Grey chairs come standard with the baseplate painted Shadow, all other colors come standard with the baseplate painted the same color as the chair.		<input type="checkbox"/> Charcoal	<input type="checkbox"/> Copper
		<input type="checkbox"/> Midnight	<input type="checkbox"/> Pewter

STEP 2: SELECT YOUR UPHOLSTERY - Select 1 option and 1 upholstery color

STEP  
2

Description	Part #	Upholstery Color (used as inner color if dual color upholstery is selected)	
<input type="checkbox"/> Wide Back, Plush	3907-PL-WB	Standard Ultraleather® Colors	
<input type="checkbox"/> Wide Back, Seamless	3907-AS-WB	<input type="checkbox"/> Autumn Leaf	<input type="checkbox"/> Baltic
<input type="checkbox"/> Wide Back, Memory Comfort	3907-MC-WB	<input type="checkbox"/> Boysenberry	<input type="checkbox"/> Charcoal
<input type="checkbox"/> Narrow Back, Plush	3907-PL-NB	<input type="checkbox"/> Doe	<input type="checkbox"/> Diplomat Blue
<input type="checkbox"/> Narrow Back, Seamless	3907-AS-NB	<input type="checkbox"/> Dove Grey	<input type="checkbox"/> Papyrus
<input type="checkbox"/> Narrow Back with Slings, Plush	3907-PL-NS	<input type="checkbox"/> Parrot	<input type="checkbox"/> Raven Wing
<input type="checkbox"/> Narrow Back with Slings, Seamless	3907-AS-NS	<input type="checkbox"/> St. John	<input type="checkbox"/> Stone
		<input type="checkbox"/> Midnight*	<input type="checkbox"/> Pewter* <input type="checkbox"/> Oz*
		<input type="checkbox"/> Tin Man*	<input type="checkbox"/> Pharoah* *Pearlized
		<input type="checkbox"/> Special color, select PN 3907-999-SP from Step 3 and write color choice here: _____	

STEP 3: ADDITIONAL UPHOLSTERY OPTIONS - Select at least 1 of the below options

STEP  
3

<input type="checkbox"/> No Additional Options	N/A	
<input type="checkbox"/> Special Color Ultraleather Upholstery	3907-999-SP	Color: _____
<input type="checkbox"/> Dual Color, Plush - specify outer color (Not available with seamless or memory comfort)	3907-999-DC	Outer Color: (inner color selected in Step 2 above)
<input type="checkbox"/> Dual Color for Memory Comfort specify outer color	3907-MC-DC	Outer Color: (inner color selected in Step 2 above)
<input type="checkbox"/> Contrast/Deviated Stitching, Plush (Not available with seamless or memory comfort)	3907-999-DS	Thread Color: _____
<input type="checkbox"/> Neck Pillow	3907-318	Color: _____
<input type="checkbox"/> Knee Pillow	3907-317	Color (inner if dual color): _____
<input type="checkbox"/> Dual Color Upholstery, Knee Pillow	3907-317-DC	Outer Color: _____
<input type="checkbox"/> Contrast Stitch Upholstery, Knee Pillow	3907-317-DS	Thread Color: _____
<input type="checkbox"/> Pedo Booster Set	3907-180	
<input type="checkbox"/> 29" Toe Guard in Lieu of 21"	3907-028-CS	

STEP 4: MASSAGE OPTION - Select at least 1 of the below options

STEP  
4

<input type="checkbox"/> No Massage Options	N/A	
<input type="checkbox"/> Soft Touch Massage*	3900-100	Not available with Memory Comfort Upholstery
*If a chair-mounted delivery unit is being ordered then a utility center housing is included with purchase. Otherwise we recommend adding a utility center for the massage air compressor (Part numbers below).		

STEP 5: UTILITY CENTER SELECTION - Select at least 1 of the below options

STEP  
5

<input type="checkbox"/> No Additional Options	N/A	Select this option if you are buying a chair-mount delivery unit and no massager
Contoured Utility Center Housing and Cover		
<input type="checkbox"/> Forest Grey	3900-101-G	
<input type="checkbox"/> Shadow	3900-101-SH	
<input type="checkbox"/> White	3900-101	
<input type="checkbox"/> Designer Friendly®	3900-101-C	

STEP 6: CHAIR CONTROL LOCATIOIN - Select at least 1 chair control

STEP  
6

Maximum of 1 control can be mounted on the delivery unit, maximum of 2 on the chair (left & right), 4 total maximum number of controls per operatory		
<input type="checkbox"/> First Chair Control (Required) First control included with chair purchase	3914-998-CS	<input type="checkbox"/> Delivery Unit <input type="checkbox"/> Footswitch
		<input type="checkbox"/> Chair, right side <input type="checkbox"/> Chair, left side
<input type="checkbox"/> Second Chair Control (Optional)	3914-999-CS	<input type="checkbox"/> Delivery Unit <input type="checkbox"/> Footswitch
		<input type="checkbox"/> Chair, right side <input type="checkbox"/> Chair, left side

Forest  
Packages

Chairs  
and Stools

Lights and  
Monitor Mounts

7000  
Series

Delivery  
Systems

Simplified

Factory Options  
and Parts

General  
Information

Equipment  
Warranty

Radiance  
Operator

Imagine +  
Operator

Operator  
Mobile

Sterilization  
Centers

Orthodontic  
Cabinetry

Reception/Front  
Desk Cabinetry

Color Options

Cabinet  
Warranty

Compressors

Dry Vacuums

Tanks

Wet Vacuums

Utility Room  
Accessories

Utility  
Warranty



PATIENT CHAIR

STEP

1

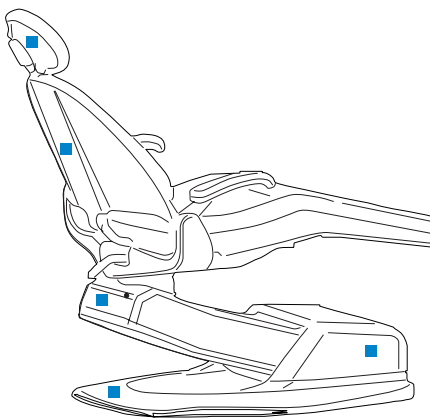
Chair paint color



STEP

2

Upholstery color (inner color if dual color selected)



STEP

3

Outer upholstery color (if dual color selected, PN 3907-99-DC)  
Contrast stitch color (if color stitch selected, PN 3907-999-DS) -----



CHAIR IMAGES



Forest Packages

Chairs and Stools

Lights and Monitor Mounts

7000 Series

Delivery Systems

Simplified

Factory Options and Parts

General Information

Equipment Warranty

Radiance Operator

Imagine + Operator

Operator Mobile

Sterilization Centers

Orthodontic Cabinetry

Reception/Front Desk Cabinetry

Color Options

Cabinet Warranty

Compressors

Dry Vacuums

Tanks

Wet Vacuums

Utility Room Accessories

Utility Warranty

# DESIGN YOUR STANDARD IC DELIVERY SYSTEM




## SURFACE FINISH OPTIONS

### POWDER COAT PAINT 9 COLORS



### CARBON FIBER 3 PATTERNS



[TABLE OF CONTENTS](#)

Forest Packages

Chairs and Stools

Lights and Monitor Mounts

7000 Series

Delivery Systems

Simplified

Factory Options and Parts

General Information

Equipment Warranty

Radiance Operator

Imagine + Operator

Operator Mobile

Sterilization Centers

Orthodontic Cabinetry

Reception/Front Desk Cabinetry

Color Options

Cabinet Warranty

Compressors

Dry Vacuums

Tanks

Wet Vacuums

Utility Room Accessories

Utility Warranty

DESIGN YOUR STANDARD IC DELIVERY SYSTEM

STEP  
7

STEP 7: SELECT YOUR DELIVERY SYSTEM - Select 1 delivery system

Description	Part #
<input type="checkbox"/> Standard IC Delivery Head, Pivot Chair Mount	4486PI
<input type="checkbox"/> Standard IC Delivery Head, Fixed Chair Mount with Sidebox	4485SI

STEP  
8

STEP 8: SURFACE TREATMENTS - Select 1 powder coat and 1 plastic finish

Powder Coat Paint:	Plastic Finish:
<input type="checkbox"/> Forest Grey <input type="checkbox"/> Shadow <input type="checkbox"/> Arctic Silver <input type="checkbox"/> Bronze <input type="checkbox"/> Charcoal <input type="checkbox"/> Copper <input type="checkbox"/> Midnight <input type="checkbox"/> Pewter <input type="checkbox"/> White	<input type="checkbox"/> Forest Grey <input type="checkbox"/> Greywood <input type="checkbox"/> Laser Leather <input type="checkbox"/> Lemans <input type="checkbox"/> White

STEP  
9

STEP 9: CONFIGURE YOUR DELIVERY SYSTEM

Note: Please refer to ancillary and options graph in the catalog to determine number of ancillaries and options possible

Description	Part #	0	1	2	3	4	5	6
<input type="checkbox"/> Air/Water Syringe (included standard)								
<input type="checkbox"/> 4-hole handpiece tubing (included standard)								
<input type="checkbox"/> 5-hole system (1 tubing included, system accomodates a 2nd tubing)	1700-021-CS							
<input type="checkbox"/> - Second 5-hole tubing	0017-615-CS							
<input type="checkbox"/> 6-pin system (1 tubing included, system accomodates a 2nd tubing)	1700-019-CS							
<input type="checkbox"/> - Second 6-pin tubing	0017-603-CS							
<input type="checkbox"/> Star® ETorque Electric System, Factory Installed*	STAR-ETORQUE							
<input type="checkbox"/> Star Blis-sonic™ SW Scaler (with 4 line swivel)*	STAR-BLIS-SW							
<input type="checkbox"/> Star Blis-sonic K Scaler (with fixed back-end)*	STAR-BLIS-K							
<input type="checkbox"/> Satelec SP Scaler*	SATELEC-S							
<input type="checkbox"/> Satelec SP LED Scaler*	SATELEC-S-LED							
<input type="checkbox"/> Cavitron Scaler*	CAVITRON							
<input type="checkbox"/> Additional Handpiece Position, Wet	1100-189-CS							
<input type="checkbox"/> Additional Handpiece Position, Air Drive Only	1100-190-CS							
<input type="checkbox"/> Assistant's hygiene instrumentation, control head-mounted Select 1 position for the SE and 1 position for the HVE	1408-CS	SE						
		HVE						
<input type="checkbox"/> Ancillary Shelf	0010-310							
<input type="checkbox"/> Star Handpiece Bundle (Write-in PN and price)								
<input type="checkbox"/> Quick Disconnect w/Flow Control, 1/4" (for water)	0016-454-CS							
<input type="checkbox"/> Quick Disconnect w/Flow Control, 3/8" (for air)	0016-456-CS							
<input type="checkbox"/> Swivel Tray	1110-468							
<input type="checkbox"/> Less sidebox telescoping assistant's instrumentation	1400-000-CS							
<input type="checkbox"/> Chrome Accents	9000-998-CS							
<input type="checkbox"/> Additional Umbilical, Per Foot (max of 9 feet)	1115-999-CS							
<input type="checkbox"/> Routing Valve Kit w/Water shutoff & Regulator, Factory inst.	1115-315-CS							
<input type="checkbox"/> Routing Valve Kit for Cuspidor, Factory Installed	1115-316-CS							

\* Ancillaries utilize an existing handpiece position - some integrated options may require purchase of Ancillary Shelf PN 0010-310

STEP  
10

STEP 10: ASSISTANT'S INSTRUMENTATION AND CUSPIDORS - Must select 1 option for order to be valid

<input type="checkbox"/> No Assistant's Instrumentation or Cuspidor*	N/A				
<input type="checkbox"/> Rear Pivot Instrumentation, Quad Holder Bar	1095				
<input type="checkbox"/> Rear Pivot Instrumentation with Integrated Touchpad	1096				
<input type="checkbox"/> Rear Pivot Instrumentation with Deluxe Cuspidor**	1590	Bowl Color	<input type="checkbox"/> Black	<input type="checkbox"/> White	
<input type="checkbox"/> Deluxe Cuspidor only, Rear Pivot**	1580	Bowl Color	<input type="checkbox"/> Black	<input type="checkbox"/> White	
<input type="checkbox"/> Basic Cuspidor, Sidebox Mounted (4485SI only)	1679				
<input type="checkbox"/> Deluxe Cuspidor, Sidebox Mounted (4485SI only)**	1577	Bowl Color	<input type="checkbox"/> Black	<input type="checkbox"/> White	

\*Sidebox mounted telescoping assistant's instrumentation included standard with 4485SI

\*\*Not available with 4485SI

STEP  
11

STEP 11: ASSISTANT'S INSTRUMENTATION AND CUSPIDOR OPTIONS

<input type="checkbox"/> Quick Disconnect w/Flow Control, 1/4" (For 1095 instrumentation)	0016-455-CS	Specify One	<input type="checkbox"/> Air	<input type="checkbox"/> Water
<input type="checkbox"/> Additional Autoclavable HVE with 5' Tubing & Dry Oral Cup	1400-113-CS			
<input type="checkbox"/> Hands-Free HVE Holder with HVE and 5' Tubing (Select PN) Colors (holder/tubing): GRY (white/grey), STG (white/sterling), BLK (black/black), SHW (black/shadow)		<input type="checkbox"/> 1400-279-STG	<input type="checkbox"/> 1400-279-BLK	
		<input type="checkbox"/> 1400-279-SHW	<input type="checkbox"/> 1400-279-GRY	
<input type="checkbox"/> Self-Contained Clean Water System w/Quick Disconnect, 1.5L bottle (For 1095 Instrumentation only)	1700-319			
<input type="checkbox"/> Tray Assembly (For 1095 Instrumentation only)	1110-680			
<input type="checkbox"/> Deluxe Cuspidor Unit-Mounted Activation (For 1577, 1580, 1590)	1100-480-CS			
<input type="checkbox"/> Chair Control Touchpad - Mounted to 1095 Instrumentation	1700-088-CS			

Forest  
Packages

Chairs  
and Stools

Lights and  
Monitor Mounts

7000  
Series

Delivery  
Systems

Simplified

Factory Options  
and Parts

General  
Information

Equipment  
Warranty

Radiance  
Operator

Imagine +  
Operator

Operator  
Mobile

Sterilization  
Centers

Orthodontic  
Cabinetry

Reception/Front  
Desk Cabinetry

Color Options

Cabinet  
Warranty

Compressors

Dry Vacuums

Tanks

Wet Vacuums

Utility Room  
Accessories

Utility  
Warranty



STANDARD IC DELIVERY UNIT

STEP

8

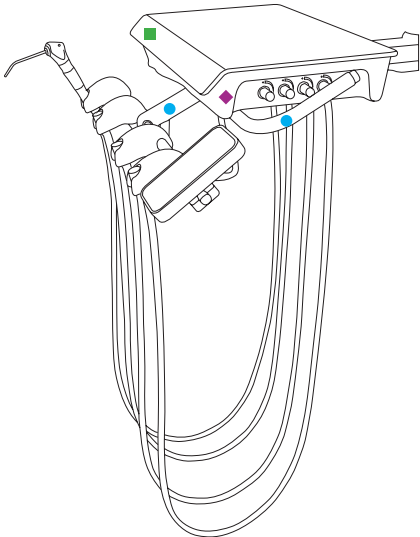
Powder coat paint color



STEP

8

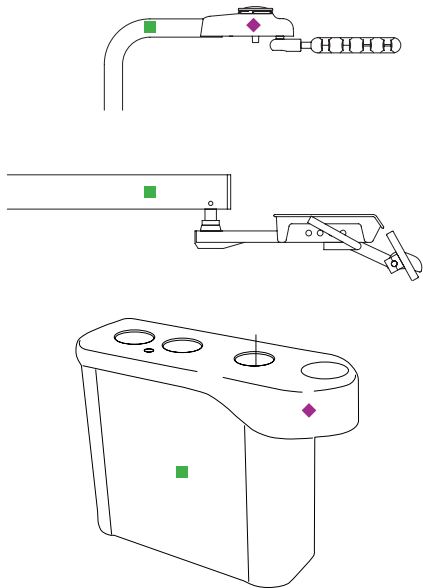
Powder coat paint with upgrade option to chrome/polished finish (PN 9000-998-CS, Step 9)



STEP

8

Plastic finish



UNIT IMAGES



Forest Packages

Chairs and Stools

Lights and Monitor Mounts

7000 Series

Delivery Systems

Simplified

Factory Options and Parts

General Information

Equipment Warranty

Radiance Operator

Imagine + Operator

Operator Mobile

Sterilization Centers

Orthodontic Cabinetry

Reception/Front Desk Cabinetry

Color Options

Cabinet Warranty

Compressors

Dry Vacuums

Tanks

Wet Vacuums

Utility Room Accessories









Utility Warranty

# DESIGN YOUR EURO DELIVERY SYSTEM






## SURFACE FINISH OPTIONS

### POWDER COAT PAINT 9 COLORS

				
Arctic Silver	Forest Grey	Charcoal	Copper	Bronze
				
Midnight	Pewter	Shadow	White	

### CARBON FIBER 3 PATTERNS

		
Greywood	Laser Leather	Lemans

Chairs and Stools
Lights and Monitor Mounts
7000 Series
Delivery Systems
Simplified
Factory Options and Parts
General Information
Equipment Warranty
Radiance Operator
Imagine + Operator
Operator Mobile
Sterilization Centers
Orthodontic Cabinetry
Reception/Front Desk Cabinetry
Color Options
Cabinet Warranty
Compressors
Dry Vacuums
Tanks
Wet Vacuums
Utility Room Accessories
Utility Warranty



DESIGN YOUR EURO DELIVERY SYSTEM

STEP  
7

STEP 7: SELECT YOUR DELIVERY SYSTEM - Select 1 delivery system

Description	Part #	Comments
<input type="checkbox"/> Euro Delivery Head, Pivot Chair Mount	4988PI	
<input type="checkbox"/> Euro Delivery Head, Fixed with Sidebox	4987SI	

STEP  
8

STEP 8: SURFACE TREATMENTS - Select 1 powder coat and 1 plastic finish

Powder Coat Paint:	Plastic Finish:
<input type="checkbox"/> Forest Grey <input type="checkbox"/> Shadow <input type="checkbox"/> Arctic Silver <input type="checkbox"/> Bronze <input type="checkbox"/> Charcoal	<input type="checkbox"/> Forest Grey <input type="checkbox"/> Greywood <input type="checkbox"/> Laser Leather
<input type="checkbox"/> Copper <input type="checkbox"/> Midnight <input type="checkbox"/> Pewter <input type="checkbox"/> White	<input type="checkbox"/> Lemans <input type="checkbox"/> White

STEP  
9

STEP 9: CONFIGURE YOUR DELIVERY SYSTEM

Note: Please refer to ancillary and options graph in the catalog to determine number of ancillaries and options possible

Description	Part #	Handpiece Positions / Comments				
		0	1	2	3	4
<input type="checkbox"/> Air/Water Syringe (included standard)		X				
<input type="checkbox"/> 4-hole handpiece tubing (included standard)						
<input type="checkbox"/> 5-hole system (1 tubing included, system accomodates a 2nd tubing)	1700-021-CS					
<input type="checkbox"/> - Second 5-hole tubing	0017-615-CS					
<input type="checkbox"/> 6-pin system (1 tubing included, system accomodates a 2nd tubing)	1700-019-CS					
<input type="checkbox"/> - Second 6-pin tubing	0017-603-CS					
<input type="checkbox"/> Star® ETorque Electric System, Factory Installed	STAR-ETORQUE					
<input type="checkbox"/> Star Blis-sonic™ SW Scaler (with 4 line swivel)	STAR-BLIS-SW					
<input type="checkbox"/> Star Blis-sonic K Scaler (with fixed back-end)	STAR-BLIS-K					
<input type="checkbox"/> Satelec SP Scaler	SATELEC-S					
<input type="checkbox"/> Satelec SP LED Scaler	SATELEC-S-LED					
<input type="checkbox"/> Cavitron Scaler	CAVITRON					
<input type="checkbox"/> Star Handpiece Bundle (Write-in PN and price)						
<input type="checkbox"/> Quick Disconnect w/Flow Control, 1/4" (for water)	0016-454-CS	Included with 4987SI				
<input type="checkbox"/> Quick Disconnect w/Flow Control, 3/8" (for air)	0016-456-CS	Included with 4987SI				
<input type="checkbox"/> Less sidebox telescoping assistant's instrumentation	1400-000-CS	4987SI only				
<input type="checkbox"/> Chrome Accents	9000-998-CS					
<input type="checkbox"/> Additional Umbilical, Per Foot (max of 9 feet)	1115-999-CS					
<input type="checkbox"/> Routing Valve Kit w/Water shutoff & Regulator, Factory inst.	1115-315-CS	Included with 4987SI				
<input type="checkbox"/> Routing Valve Kit for Cuspidor, Factory Installed	1115-316-CS					

STEP  
10

STEP 10: ASSISTANT'S INSTRUMENTATION AND CUSPIDORS - Must select 1 option for order to be valid

<input type="checkbox"/> No Assistant's Instrumentation or Cuspidor*	N/A			
<input type="checkbox"/> Rear Pivot Instrumentation, Quad Holder Bar	1095			
<input type="checkbox"/> Rear Pivot Instrumentation with Integrated Touchpad	1096			
<input type="checkbox"/> Rear Pivot Instrumentation with Deluxe Cuspidor**	1590	Bowl Color	<input type="checkbox"/> Black	<input type="checkbox"/> White
<input type="checkbox"/> Deluxe Cuspidor only, Rear Pivot**	1580	Bowl Color	<input type="checkbox"/> Black	<input type="checkbox"/> White
<input type="checkbox"/> Basic Cuspidor, Sidebox Mounted (4987SI only)	1679			
<input type="checkbox"/> Deluxe Cuspidor, Sidebox Mounted (4987SI only)**	1577	Bowl Color	<input type="checkbox"/> Black	<input type="checkbox"/> White
*Sidebox mounted telescoping assistant's instrumentation included standard with 4987SI		**Not available with 4987SI		

STEP  
11

STEP 11: ASSISTANT'S INSTRUMENTATION OPTIONS

<input type="checkbox"/> Quick Disconnect w/Flow Control, 1/4" (For 1095 instrumentation)	0016-455-CS	Specify	<input type="checkbox"/> Air	<input type="checkbox"/> Water
<input type="checkbox"/> Additional Autoclavable HVE with 5' Tubing & Dry Oral Cup	1400-113-CS			
<input type="checkbox"/> Hands-Free HVE Holder with HVE and 5' Tubing (Select PN)		<input type="checkbox"/> 1400-279-STG	<input type="checkbox"/> 1400-279-BLK	
Colors (holder/tubing): GRY (white/grey), STG (white/sterling), BLK (black/black), SHW (black/shadow)		<input type="checkbox"/> 1400-279-SHW	<input type="checkbox"/> 1400-279-GRY	
<input type="checkbox"/> Self-Contained Clean Water System w/Quick Disconnect, 1.5L bottle (For 1095 Instrumentation only)	1700-319			
<input type="checkbox"/> Tray Assembly (For 1095 Instrumentation only)	1110-680			
<input type="checkbox"/> Deluxe Cuspidor Unit-Mounted Activation (For 1577, 1580, 1590)	1100-480-CS			
<input type="checkbox"/> Chair Control Touchpad - Mounted to 1095 Instrumentation	1700-088-CS			

Forest  
Packages

Chairs  
and Stools

Lights and  
Monitor Mounts

7000  
Series

Delivery  
Systems

Simplified

Factory Options  
and Parts

General  
Information

Equipment  
Warranty

Radiance  
Operator

Imagine +  
Operator

Operator  
Mobile

Sterilization  
Centers

Orthodontic  
Cabinetry

Reception/Front  
Desk Cabinetry

Color Options

Cabinet  
Warranty

Compressors

Dry Vacuums

Tanks

Wet Vacuums

Utility Room  
Accessories

Utility  
Warranty

EURO DELIVERY UNIT

STEP

8

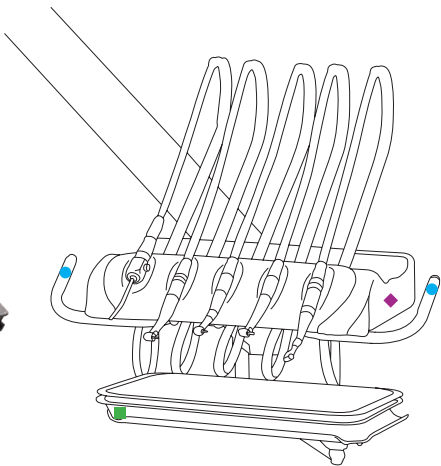
Powder coat paint color



STEP

8

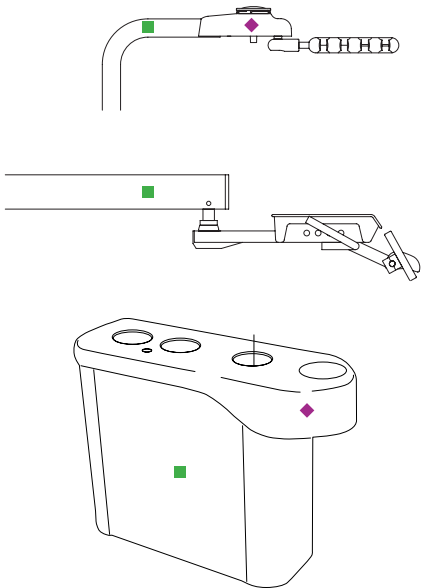
Powder coat paint with upgrade option to chrome/polished finish (PN 9000-998-CS, Step 9)



STEP

8

Plastic finish



UNIT IMAGES



Forest Packages

Chairs and Stools

Lights and Monitor Mounts

7000 Series

Delivery Systems

Simplified

Factory Options and Parts

General Information

Equipment Warranty

Radiance Operator

Imagine + Operator

Operator Mobile

Sterilization Centers

Orthodontic Cabinetry

Reception/Front Desk Cabinetry

Color Options

Cabinet Warranty

Compressors

Dry Vacuums

Tanks

Wet Vacuums

Utility Room Accessories


Utility Warranty

# DESIGN YOUR LED OPERATORY LIGHT




## SURFACE FINISH OPTIONS


### POWDER COAT PAINT 9 COLORS




Arctic Silver




Forest Grey




Charcoal




Copper




Bronze




Midnight



Pewter



Shadow



White

- Chairs and Stools
- Lights and Monitor Mounts
- 7000 Series
- Delivery Systems
- Simplified
- Factory Options and Parts
- General Information
- Equipment Warranty
- Radiance Operator
- Imagine + Operator
- Operator Mobile
- Sterilization Centers
- Orthodontic Cabinetry
- Reception/Front Desk Cabinetry
- Color Options
- Cabinet Warranty
- Compressors
- Dry Vacuums
- Tanks
- Wet Vacuums
- Utility Room Accessories
- Utility Warranty

STEP 12: OPERATORY LIGHT - Surface Treatments, 1 powder coat paint selection required

STEP 12

Powder Coat Paint:

☐ Forest Grey

☐ Shadow

☐ Arctic Silver

☐ Bronze

☐ Charcoal

☐ Copper

☐ Midnight

☐ Pewter

☐ White

Select Light Head Mounting Option - 1 light and mounting option required

	9083 Halogen	9078 LED	9073 LED	
	Part #Qty	Part #Qty	Part #Qty	
Chair Mount	<input type="checkbox"/> 9083	<input type="checkbox"/> 9078	<input type="checkbox"/> 9073	
Ceiling Mount	<input type="checkbox"/> 9083-CL	<input type="checkbox"/> 9078-CL	<input type="checkbox"/> 9073-CL	
Wall Mount	<input type="checkbox"/> 9093W	<input type="checkbox"/> 9079W	<input type="checkbox"/> 9074W	
Cabinet Mount	<input type="checkbox"/> 9093C	<input type="checkbox"/> 9079C	<input type="checkbox"/> 9074C	
Track Mount	<input type="checkbox"/> 9083T	<input type="checkbox"/> 9078T	<input type="checkbox"/> 9073T	

STEP 13: OPERATORY LIGHT CONFIGURATION AND OPTIONS

Configure based on the light-mounting option selected above

STEP 13

Chair Mounted Light Options (Pivot, Sidebox, and Fixed)

Description	Part #	Qty
<input type="checkbox"/> 20" Rigid Arm in Lieu of Standard 32" Arm	1110-227-CS	
Light Posts (Select 1)		
<input type="checkbox"/> Sidebox, 44" Post	1110-900	
<input type="checkbox"/> Sidebox w/Monitor Cord slot, 44"	1110-170	
<input type="checkbox"/> Pivot without chair adapter (adapter included with unit purchase)	1113-654	
<input type="checkbox"/> Pivot with 3800/3900 chair adapter (when chair-mounted unit not ordered)	1113-654-CA	
Monitor Mount Assemblies		
<input type="checkbox"/> Ring Post Mount Assembly (Must pair with either PN 1110-170 or 1110-045 above) This option allows you to have both a light and monitor mounted to your chair	1300RM	
<input type="checkbox"/> Top Post Mount Assembly (Must pair with one of the post options below) This option allows a monitor instead of a light on your chair	1300TPM	
<input type="checkbox"/> Sidebox: Monitor Post, Dual Slot, Fixed Sidebox Mount, 30"	1331-998	
<input type="checkbox"/> Pivot: Monitor in Lieu of Light Post, Pivot	1331-654	
<input type="checkbox"/> Pivot: Monitor in Lieu of Light Post, Pivot with Chair Adapter	1331-654-CA	

Ceiling Mounted Light Configuration (Select Mounting Height and Post Length)

Mounting Height (Required) ☐ 8' ☐ 8'6" ☐ 9' ☐ 9'6" ☐ 10' ☐ 10'6" ☐ 11' ☐ Custom Height, Specify:

Post Length (Required) ☐ 12" ☐ 18" ☐ 24" ☐ 30" ☐ 36" ☐ 42" ☐ 48" ☐ Custom Length (max 48"), Specify:

Cabinet and Wall Mounted Light Configuration and Options

Description	Part #	Qty
Arm Height (Required): <input type="checkbox"/> Standard <input type="checkbox"/> Tall	N/A	
Specify Cabinet or Wall Mounting Height (write-in):	N/A	
<input type="checkbox"/> Horizontal Top Cabinet Mount in Lieu of Internal Mount	1110-881-CS	
<input type="checkbox"/> Vertical Exterior Cabinet Mount in Lieu of Internal Mount	1110-886-CS	

Track Mounted Light Configuration and Options

<input type="checkbox"/> Monitor Mount Assembly (specify monitor post length in next section)	1305T	
<input type="checkbox"/> S Video Cable, Pre-Installed	0014-282	
<input type="checkbox"/> RCA Cable, Pre-Installed	0014-283	

Select Track Mount Light Post Lengths

Mounting Height (Required) ☐ 8' ☐ 8'6" ☐ 9' ☐ 9'6" ☐ 10' ☐ 10'6" ☐ 11' ☐ Custom Height, Specify:

Light Post Length (Required) ☐ 7.25" ☐ 13.75" ☐ 19.75" ☐ 25.75" ☐ 31.75" ☐ 37.75" ☐ 43.75" ☐ Custom Length (max 43.75"), Specify:

Monitor Post Length (Required if 1305T selected) ☐ 20.25" ☐ 26.25" ☐ 32.25" ☐ 38.25" ☐ 44.25" ☐ 50.25" ☐ 56.25" ☐ Custom Length (max 56.25"), Specify:

Chairs and Stools

Lights and Monitor Mounts

7000 Series

Delivery Systems

Simplified

Factory Options and Parts

General Information

Equipment Warranty

Radiance Operatory

Imagine + Operatory

Operatory Mobile

Sterilization Centers

Orthodontic Cabinetry

Reception/Front Desk Cabinetry

Color Options

Cabinet Warranty

Compressors

Dry Vacuums

Tanks

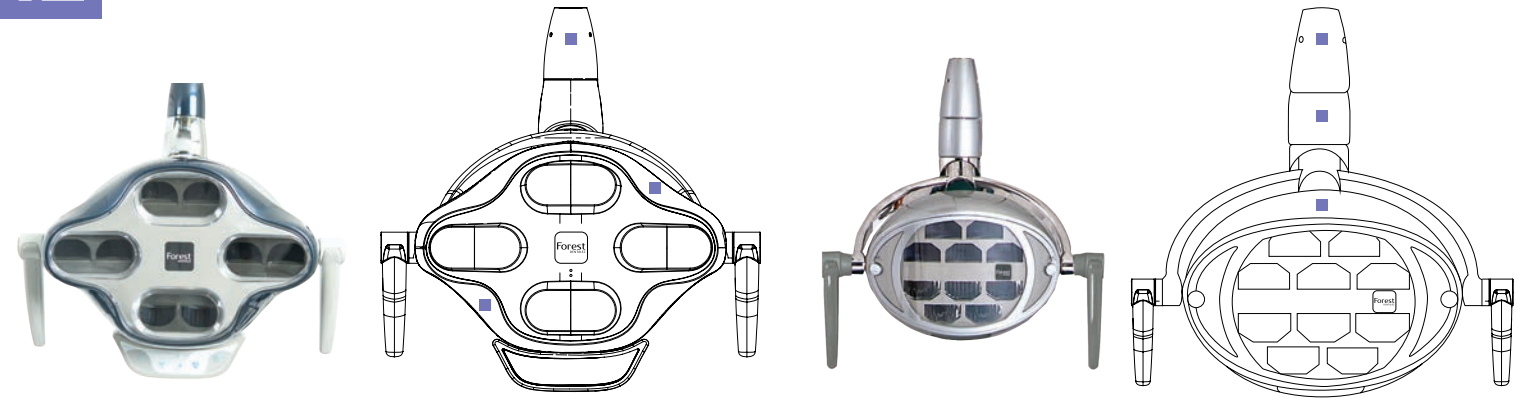
Wet Vacuums

Utility Room Accessories

Utility Warranty



Powder coat paint



LIGHT IMAGES



Forest Packages

Chairs and Stools

Lights and Monitor Mounts

7000 Series

Delivery Systems

Simplified

Factory Options and Parts

General Information

Equipment Warranty

Radiance Operator

Imagine + Operator

Operator Mobile

Sterilization Centers

Orthodontic Cabinetry

Reception/Front Desk Cabinetry

Color Options

Cabinet Warranty

Compressors

Dry Vacuums

Tanks

Wet Vacuums

Utility Room Accessories

Utility Warranty

THE FUSION PACKAGE

# Forest

DENTALEZ



## LUXURY MEETS AFFORDABILITY

*The Fusion Package integrates thoughtful design with premium materials for years of beauty at an exceptional value.*

Forest  
Packages

Chairs  
and Stools

Lights and  
Monitor Mounts

7000  
Series

Delivery  
Systems

Simplified

Factory Options  
and Parts

General  
Information

Equipment  
Warranty

Radiance  
Operator

Imagine +  
Operator

Operator  
Mobile

Sterilization  
Centers

Orthodontic  
Cabinetry

Reception/Front  
Desk Cabinetry

Color Options

Cabinet  
Warranty

Compressors

Dry Vacuums

Tanks

Wet Vacuums

Utility Room  
Accessories

Utility  
Warranty

Fusion, Pivot

Base Package



Popular Options



Dr's Economy Stool,  
Naugahyde Upholstery

Part number: 6156V



Assistants Economy Stool,  
Naugahyde Upholstery

Part number: 6157V



E- Torque Electric  
Handpiece System

Part number:  
STAR-ETORQUE



Assistants Instrumentation  
Rear Pivot with Touchpad

Part number: 1296

Base Package As Shown

Description	Part Number
3800 Patient Chair, Pretubed	3800PT
Delivery System, w/Fusion, Pivot	4296PI
Assistants Instrumentation, Rear Pivot	1295
LED Operatory Light, 9078	9078
Light Post, Pivot	1113-654
Chair Control (select from unit-mounted, chair-mounted, or foot control)	3914-998-CS

Popular Options

Description	Part Number
Dr. Economy Stool, Naugahyde Upholstery	6156V
Assistants Economy Stool, Naugahyde Upholstery	6157V
E-Torque Electric HP System	STAR-ETORQUE
6-PIN Handpiece Illumination w/tubing	1700-019-CS
Quick Disconnect for Water	0016-454-CS
Quick Disconnect for Air	0016-456-CS
Routing Valve Kit	1115-315-CS
Additional HVE w/Dry Oral Cup	1400-113-CS
Ultraleather Upgrade	3807-999-UL
Assistants Instrumentation, Rear Pivot with Touchpad	1296

Equipment dimensions, see page 95

Shipping weight estimate:

Delivery Unit & Chair	445 lb / 203 kg
Base package	445 lb / 203 kg
As shown package	585 lb / 266 kg



c TÜV Rheinland us

Chairs  
and Stools

Lights and  
Monitor Mounts

7000  
Series

Delivery  
Systems

Simplified

Factory Options  
and Parts

General  
Information

Equipment  
Warranty

Radiance  
Operator

Imagine +  
Operator

Operator  
Mobile

Sterilization  
Centers

Orthodontic  
Cabinetry

Reception/Front  
Desk Cabinetry

Color Options

Cabinet  
Warranty

Compressors

Dry Vacuums

Tanks

Wet Vacuums

Utility Room  
Accessories

Utility  
Warranty




Fusion, Sidebox


Base Package




Popular Options



Dr's Economy Stool,  
Naugahyde Upholstery  
Part number: 6156V



Assistants Economy Stool,  
Naugahyde Upholstery  
Part number: 6157V



E- Torque Electric  
Handpiece System  
Part number:  
STAR-ETORQUE

Base Package As Shown

Description	Part Number
3800 Patient Chair, Pretubed	3800PT
Delivery System, Sidebox w/Fusion	4295SI
Routing Valve	Included
Quick Disconnect for Water	Included
Quick Disconnect for Air	Included
Deluxe Cuspidor	1577
LED Operatory Light, 9078	9078
Light Post, Sidebox	1110-900
Chair Control (select from unit-mounted, chair-mounted, or foot control)	3914-998-CS

Equipment dimensions, see page 96

Shipping weight estimate:

Delivery unit & chair	440 lb / 202 kg
Base package	440 lb / 202 kg
As shown package	561 lb / 255 kg



Popular Options

Description	Part Number
Dr. Economy Stool, Naugahyde Upholstery	6156V
Assistants Economy Stool, Naugahyde Upholstery	6157V
E-Torque Electric HP System	STAR-ETORQUE
Satelec SP	SATELEC-S
Satelec SP, LED lit	SATELEC-S-LED
6-PIN Handpiece Illumination w/tubing	1700-019-CS
Swivel Tray	1110-468
Additional Handpiece Position, Wet	1100-189-CS
Deluxe Cuspidor Remote Activation	1100-480-CS

Chairs and Stools
Lights and Monitor Mounts
7000 Series
Delivery Systems
Simplified
Factory Options and Parts
General Information
Equipment Warranty
Radiance Operator
Imagine + Operator
Operator Mobile
Sterilization Centers
Orthodontic Cabinetry
Reception/Front Desk Cabinetry
Color Options
Cabinet Warranty
Compressors
Dry Vacuums
Tanks
Wet Vacuums
Utility Room Accessories
Utility Warranty



Fusion, 2186BC Rear Delivery

Base Package



Popular Options



Dr's Economy Stool,  
Naugahyde Upholstery  
Part number: 6156V



Assistants Economy Stool,  
Naugahyde Upholstery  
Part number: 6157V

Base Package As Shown

Description	Part Number
3800 Patient Chair	3800
Delivery System, Beneath Counter Duo	2186BC
LED Operator Light, 9078	9078
Light Post, Pivot w/Chair Adapter	1113-654-CA
Chair Control (select from unit-mounted, chair-mounted, or foot control)	3914-998-CS

Popular Options

Description	Part Number
Dr. Economy Stool, Naugahyde Upholstery	6156V
Assistants Economy Stool, Naugahyde Upholstery	6157V
6-PIN Handpiece Illumination w/tubing	1700-019-CS
Quick Disconnect for Water	0016-454-CS
Quick Disconnect for Air	0016-456-CS
Routing Valve Kit	1115-315-CS
Additional HVE w/Dry Oral Cup	1400-113-CS
Ultraleather Upgrade	3807-999-UL
LED Operator Light, Ceiling Mounted	9078-CL
LED Operator Light, Wall Mounted	9079W
Deluxe Utility Center Housing and Cover	1115-007-G

Shipping weight estimate:  
Delivery Unit & Chair 445 lb / 203 kg  
Base package 445 lb / 203 kg  
As shown package 585 lb / 266 kg



Chairs and Stools
Lights and Monitor Mounts
7000 Series
Delivery Systems
Simplified
Factory Options and Parts
General Information
Equipment Warranty
Radiance Operator
Imagine + Operator
Operator Mobile
Sterilization Centers
Orthodontic Cabinetry
Reception/Front Desk Cabinetry
Color Options
Cabinet Warranty
Compressors
Dry Vacuums
Tanks
Wet Vacuums
Utility Room Accessories
Utility Warranty

# Forest

DENTALEZ

## FUSION PACKAGE ORDERING GUIDE

### Forest Packages

Chairs  
and Stools

Lights and  
Monitor Mounts

7000  
Series

Delivery  
Systems

Simplified

Factory Options  
and Parts

General  
Information

Equipment  
Warranty

Radiance  
Operator

Imagine +  
Operator

Operator  
Mobile

Sterilization  
Centers

Orthodontic  
Cabinetry

Reception/Front  
Desk Cabinetry

Color Options

Cabinet  
Warranty

Compressors

Dry Vacuums


Tanks

Wet Vacuums

Utility Room  
Accessories

Utility  
Warranty


## NAUGAHYDE® UPHOLSTERY OPTIONS



Black



Cocoa



Deep  
Sapphire



Saddle



Sand



Taupe

# DESIGN YOUR FUSION OPERATORY CHAIR

Forest  
Packages

STEP  
1

## STEP 1: SELECT YOUR CHAIR - Select 1 chair

Description	Part #	Qty.	Comments, color
<input type="checkbox"/> 3800 Patient Chair, non-tubed	3800		Forest Grey w/Shadow baseplate only
<input type="checkbox"/> 3800 Patient Chair, pre-tubed	3800PT		Forest Grey w/Shadow baseplate only

STEP  
2

## STEP 2: SELECT YOUR UPHOLSTERY - Select 1 option and 1 upholstery color

<input type="checkbox"/> Standard Naugahyde® Upholstery, Seamless (Included)	N/A		<input type="checkbox"/> Black <input type="checkbox"/> Deep Sapphire <input type="checkbox"/> Sand <input type="checkbox"/> Cocoa <input type="checkbox"/> Saddle <input type="checkbox"/> Taupe
<input type="checkbox"/> Upgrade to standard Ultraleather® color, Seamless	3807-999-UL		<b>Standard Ultraleather Colors</b> <input type="checkbox"/> Autumn Leaf <input type="checkbox"/> Boysenberry <input type="checkbox"/> Diplomat Blue <input type="checkbox"/> Dove Grey <input type="checkbox"/> Parrot <input type="checkbox"/> St. John <input type="checkbox"/> Baltic <input type="checkbox"/> Charcoal <input type="checkbox"/> Doe <input type="checkbox"/> Papyrus <input type="checkbox"/> Raven Wing <input type="checkbox"/> Stone
<input type="checkbox"/> Upgrade, special color Ultraleather, Seamless	3807-999-UL-SP		<b>Standard Pearlized Ultraleather Colors</b> <input type="checkbox"/> Midnight <input type="checkbox"/> Oz <input type="checkbox"/> Tin Man <input type="checkbox"/> Pewter <input type="checkbox"/> Pharaoh
<input type="checkbox"/> Upgrade, special color Ultraleather, Seamless	3807-999-UL-SP		Specify Color:

STEP  
3

## STEP 3: ADDITIONAL UPHOLSTERY OPTIONS - Select at least 1 of the below options

Description	Part #	Qty.	Comments, color
<input type="checkbox"/> No Additional Options	N/A		
<input type="checkbox"/> Neck Pillow (only available in Ultraleather)	3907-318		Color:
<input type="checkbox"/> Knee Pillow (only available in Ultraleather)	3907-317		Color (inner if dual color):
<input type="checkbox"/> Dual Color Upholstery, Knee Pillow	3907-317-DC		Outer Color:
<input type="checkbox"/> Contrast Stitch Upholstery, Knee Pillow	3907-317-DS		Thread Color:
<input type="checkbox"/> Pedo Booster Seat (only available in Ultraleather)	3907-180		Color:

STEP  
4

## STEP 4: UTILITY CENTER OPTIONS

Description	Part #	Qty.	Comments, color
<input type="checkbox"/> No Utility Center*	N/A		Select this option if you are buying a chair-mounted delivery unit
<input type="checkbox"/> Deluxe Utility Center Housing & Cover, Rear Umbilical Access, Forest Grey	1115-007-G		
<input type="checkbox"/> Deluxe Utility Center Housing & Cover, Right Umbilical Access, Forest Grey	1115-009-G		

\*If you are ordering a chair-mounted delivery unit then select "No Utility Center" because one will be included with your delivery unit

STEP  
5

## STEP 5: CHAIR CONTROL LOCATION - Select at least 1 chair control

Maximum of 1 control can be mounted to the delivery unit, maximum of 2 on the chair (left and right), 4 total maximum number of controls per operatory			
<input type="checkbox"/> First Chair Control (Required) First control included with chair purchase	3914-998-CS	<input type="checkbox"/> Delivery Unit <input type="checkbox"/> Chair, right side	<input type="checkbox"/> Footswitch <input type="checkbox"/> Chair, left side
<input type="checkbox"/> Second Chair Control (Optional)	3914-999-CS	<input type="checkbox"/> Delivery Unit <input type="checkbox"/> Chair, right side	<input type="checkbox"/> Footswitch <input type="checkbox"/> Chair, left side

Chairs  
and Stools

Lights and  
Monitor Mounts

7000  
Series

Delivery  
Systems

Simplified

Factory Options  
and Parts

General  
Information

Equipment  
Warranty

Radiance  
Operator

Imagine +  
Operator

Operator  
Mobile

Sterilization  
Centers

Orthodontic  
Cabinetry

Reception/Front  
Desk Cabinetry

Color Options

Cabinet  
Warranty

Compressors

Dry Vacuums

Tanks

Wet Vacuums

Utility Room  
Accessories

Utility  
Warranty

DESIGN YOUR FUSION OPERATORY DELIVERY UNIT

STEP 6

STEP 6: SELECT YOUR DELIVERY SYSTEM - Select 1 delivery system

Description	Part #	Qty.	Price	Comments
<input type="checkbox"/> Fusion Delivery Head, Pivot Chair Mount	4296PI			Forest Grey paint & plastics only
<input type="checkbox"/> Fusion Delivery Head, Fixed Chair Mount with Sidebox	4295SI			Forest Grey paint & plastics only

STEP 7

STEP 7: CONFIGURE YOUR DELIVERY SYSTEM

Note: Please refer to ancillary and options graph in the catalog to determine number of ancillaries and options possible

Description	Part #	Qty.	0	1	2	3	4	5	6
<input type="checkbox"/> Air/Water Syringe (included standard)									
<input type="checkbox"/> 4-hole handpiece tubing (included standard)									
<input type="checkbox"/> 5-hole system (1 tubing included, system accomodates a 2nd tubing)	1700-021-CS								
<input type="checkbox"/> - Second 5-hole tubing	0017-615-CS								
<input type="checkbox"/> 6-pin system (1 tubing included, system accomodates a 2nd tubing)	1700-019-CS								
<input type="checkbox"/> - Second 6-pin tubing	0017-603-CS								
<input type="checkbox"/> Star® ETorque Electric System, Factory Installed*	STAR-ETORQUE								
<input type="checkbox"/> Star Blis-sonic™ SW Scaler (with 4 line swivel)*	STAR-BLIS-SW								
<input type="checkbox"/> Star Blis-sonic K Scaler (with fixed back-end)*	STAR-BLIS-K								
<input type="checkbox"/> Satelec SP Scaler*	SATELEC-S								
<input type="checkbox"/> Satelec SP LED Scaler*	SATELEC-S-LED								
<input type="checkbox"/> Cavitron Scaler*	CAVITRON								
<input type="checkbox"/> Additional Handpiece Position, Wet	1100-189-CS								
<input type="checkbox"/> Additional Handpiece Position, Air Drive Only	1100-190-CS								
<input type="checkbox"/> Assistant's hygiene instrumentation, control head-mounted Select 1 position for the SE and 1 position for the HVE	1408-CS		SE						
			HVE						
<input type="checkbox"/> Star Handpiece Bundle (Write-in PN and price)									
<input type="checkbox"/> Quick Disconnect w/Flow Control, 1/4" (for water)	0016-454-CS		Included with 4295SI						
<input type="checkbox"/> Quick Disconnect w/Flow Control, 3/8" (for air)	0016-456-CS		Included with 4295SI						
<input type="checkbox"/> Swivel Tray	1110-468								
<input type="checkbox"/> Less sidebox telescoping assistant's instrumentation	1400-000-CS		4295SI only						
<input type="checkbox"/> Chrome Accents	9000-998-CS								
<input type="checkbox"/> Additional Umbilical, Per Foot (max of 9 feet)	1115-999-CS								
<input type="checkbox"/> Routing Valve Kit w/Water shutoff & Regulator, Factory inst.	1115-315-CS		Included with 4295SI						
<input type="checkbox"/> Routing Valve Kit for Cuspidor, Factory Installed	1115-316-CS								

\*Ancillaries utilize an existing handpiece position

STEP 8

STEP 8: ASSISTANT'S INSTRUMENTATION AND CUSPIDORS - Must select 1 option for order to be valid

<input type="checkbox"/> No Assistant's Instrumentation or Cuspidor*	N/A		
<input type="checkbox"/> Rear Pivot Instrumentation, Quad Holder Bar	1295		Not available with 4295SI
<input type="checkbox"/> Rear Pivot Instrumentation with Integrated Touchpad	1296		Not available with 4295SI
<input type="checkbox"/> Rear Pivot Instrumentation with Deluxe Cuspidor	1592		Not available with 4295SI
<input type="checkbox"/> Deluxe Cuspidor only, Rear Pivot	1582		Not available with 4295SI
<input type="checkbox"/> Basic Cuspidor, Sidebox Mounted	1679		Only available with 4295SI
<input type="checkbox"/> Deluxe Cuspidor, Sidebox Mounted	1577		Only available with 4295SI

\*Sidebox mounted telescoping assistant's instrumentation included standard with 4295SI

STEP 9

STEP 9: ASSISTANT'S INSTRUMENTATION AND CUSPIDOR OPTIONS

<input type="checkbox"/> Quick Disconnect w/Flow Control, 1/4" (For 1095 instrumentation)	0016-455-CS	Specify One	<input type="checkbox"/> Air	<input type="checkbox"/> Water
<input type="checkbox"/> Additional Autoclavable HVE with 5' Tubing & Dry Oral Cup	1400-113-CS			
<input type="checkbox"/> Hands-Free HVE Holder with HVE and 5' Tubing	1400-279-STG			
<input type="checkbox"/> Self-Contained Clean Water System w/Quick Disconnect, 1.5L bottle (For 1095 Instrumentation only)	1700-319			
<input type="checkbox"/> Tray Assembly (For 1095 Instrumentation only)	1110-680			
<input type="checkbox"/> Deluxe Cuspidor Unit-Mounted Activation (For 1577, 1582, 1592)	1100-480-CS			
<input type="checkbox"/> Chair Control Touchpad - Mounted to 1095 Instrumentation	1700-088-CS			

Forest Packages

Chairs and Stools

Lights and Monitor Mounts

7000 Series

Delivery Systems

Simplified

Factory Options and Parts

General Information

Equipment Warranty

Radiance Operator

Imagine + Operator

Operator Mobile

Sterilization Centers

Orthodontic Cabinetry

Reception/Front Desk Cabinetry

Color Options

Cabinet Warranty

Compressors

Dry Vacuums

Tanks

Wet Vacuums

Utility Room Accessories

Utility Warranty



STEP 10: OPERATORY LIGHT

STEP  
10

Select Light Head Mounting Option - 1 light and mounting option required

	9083 Halogen		9078 LED	
	Part #	Qty	Part #	Qty
Lights with Fusion packages come in Forest Grey Only				
Chair Mount	<input type="checkbox"/> 9083		<input type="checkbox"/> 9078	
Ceiling Mount	<input type="checkbox"/> 9083-CL		<input type="checkbox"/> 9078-CL	
Wall Mount	<input type="checkbox"/> 9093W		<input type="checkbox"/> 9079W	
Cabinet Mount	<input type="checkbox"/> 9093C		<input type="checkbox"/> 9079C	
Track Mount	<input type="checkbox"/> 9083T		<input type="checkbox"/> 9078T	

STEP 11: OPERATORY LIGHT CONFIGURATION AND OPTIONS

STEP  
11

Chair Mounted Light Options (Pivot, Sidebox, and Fixed)

Description

Part #

Qty

☐ 20" Rigid Arm in Lieu of Standard 32" Arm

1110-227-CS

Light Posts (Select 1)

☐ Sidebox, 44" Post

1110-900

☐ Sidebox w/Monitor Cord slot, 44"

1110-170

☐ Pivot without chair adapter (adapter included with unit purchase)

1113-654

☐ Pivot with 3800/3900 chair adapter (when chair-mounted unit not ordered)

1113-654-CA

Monitor Mount Assemblies

☐ Ring Post Mount Assembly (Must pair with either PN 1110-170 or 1110-045 above)  
This option allows you to have both a light and monitor mounted to your chair

1300RM

☐ Top Post Mount Assembly (Must pair with one of the post options below)  
This option allows a monitor instead of a light on your chair

1300TPM

☐ Sidebox: Monitor Post, Dual Slot, Fixed Sidebox Mount, 30"

1331-998

☐ Pivot: Monitor in Lieu of Light Post, Pivot

1331-654

☐ Pivot: Monitor in Lieu of Light Post, Pivot with Chair Adapter

1331-654-CA

Ceiling Mounted Light Configuration (Select Mounting Height and Post Length)

Mounting Height (Required)

☐ 8' ☐ 8'6" ☐ 9' ☐ 9'6" ☐ 10' ☐ 10'6" ☐ 11' ☐ Custom Height, Specify:

Post Length (Required)

☐ 12" ☐ 18" ☐ 24" ☐ 30" ☐ 36" ☐ 42" ☐ 48" ☐ Custom Length (max 48"), Specify:

Cabinet and Wall Mounted Light Configuration and Options

Description

Part #

Qty

Arm Height (Required):

☐ Standard ☐ Tall

N/A

Specify Cabinet or Wall Mounting Height (write-in):

N/A

☐ Horizontal Top Cabinet Mount in Lieu of Internal Mount

1110-881-CS

☐ Vertical Exterior Cabinet Mount in Lieu of Internal Mount

1110-886-CS

Track Mounted Light Configuration and Options

☐ Monitor Mount Assembly (specify monitor post length in next section)

1305T

☐ S Video Cable, Pre-Installed

0014-282

☐ RCA Cable, Pre-Installed

0014-283

Select Track Mount Light Post Lengths

Mounting Height (Required)

☐ 8' ☐ 8'6" ☐ 9' ☐ 9'6" ☐ 10' ☐ 10'6" ☐ 11' ☐ Custom Height, Specify:

Light Post Length (Required)

☐ 8.25" ☐ 14.25" ☐ 20.25" ☐ 26.25" ☐ 32.25" ☐ 38.25" ☐ 44.25" ☐ Custom Length (max 44.25"), Specify:

Monitor Post Length  
(Required if 1305T selected)

☐ 20.25" ☐ 26.25" ☐ 32.25" ☐ 38.25" ☐ 44.25" ☐ 50.25" ☐ 56.25" ☐ Custom Length (max 56.25"), Specify:

Forest  
Packages

Chairs  
and Stools

Lights and  
Monitor Mounts

7000  
Series

Delivery  
Systems

Simplified

Factory Options  
and Parts

General  
Information

Equipment  
Warranty

Radiance  
Operatory

Imagine +  
Operatory

Operatory  
Mobile

Sterilization  
Centers

Orthodontic  
Cabinetry

Reception/Front  
Desk Cabinetry

Color Options

Cabinet  
Warranty

Compressors

Dry Vacuums

Tanks

Wet Vacuums

Utility Room  
Accessories

Utility  
Warranty

# Surface Treatments

Forest is the only dental equipment with a WOW factor. It really is a kick watching a dentist react to Forest equipment when they first see it. A common reaction is “wow, that is beautiful.”

## Carbon Fiber

- Control Heads
- Standard IC - Chassis
  - Euro - Lid

- Sidebox - Cover
- Basic Cuspidor - Cover
- Assistant’s Instrumentation
- 1095 - Arm Cover

## Powder Coat Paint

Dentists and interior designers love being able to put something other than white into their beautiful patient friendly decors.

- Control Heads
- Standard IC - Lid, Brake Handles and Holder Bar
  - Euro - Chassis, Whip Arms, Brake Handles and Swivel Tray
  - 7000 Series Rear Mount, Side Delivery and Mobile Cart
  - 7020 PRO Series Rear Mount, Side Delivery and Mobile Cart

- Sidebox - Housing
- Basic Cuspidor - Housing and Holder Bar
- Assistant’s Instrumentation
- 1095 - Arm
  - 1096 - Arm and Integrated Holder

## Ultraleather® (standard)

Once you see a Forest chair, delivery system and light package with color coordinated paint and upholstery in a well designed treatment room, you wonder why it’s taken so long for a manufacturer to offer dental equipment with a full range of surface treatments.

- 3900 Chair
- Plush Upholstery
  - Seamless Upholstery
  - Knee Pillow, Neck Pillow and Pedo Booster Seat
  - Deluxe and Economy Stools

## Solid Surface (standard)

- Control Heads
- 7010 Series Rear Mount Side Delivery and Mobile Cart
  - 7020 PRO Series Rear Mount Side Delivery and Mobile Cart
  - 3486 Rear Mount Side Delivery and Mobile Cart
  - 2184BC/2186BC Rear and Side Delivery

## Laminate (optional)

- Control Heads
- 3486 Rear Mount Side Delivery
  - 2184BC/2186BC Rear and Side Delivery
  - 7010 Series Rear Mount Side Delivery and Mobile Cart

Chairs  
and Stools

Lights and  
Monitor Mounts

7000  
Series

Delivery  
Systems

Simplified

Factory Options  
and Parts

General  
Information

Equipment  
Warranty

Radiance  
Operator

Imagine +  
Operator

Operator  
Mobile

Sterilization  
Centers

Orthodontic  
Cabinetry

Reception/Front  
Desk Cabinetry

Color Options

Cabinet  
Warranty

Compressors

Dry Vacuums

Tanks

Wet Vacuums

Utility Room  
Accessories

Utility  
Warranty

Chairs and Stools

Lights and Monitor Mounts

7000 Series

Delivery Systems

Simplified

Factory Options and Parts

General Information

Equipment Warranty

Radiance Operator

Imagine + Operator

Operator Mobile

Sterilization Centers

Orthodontic Cabinetry

Reception/Front Desk Cabinetry

Color Options

Cabinet Warranty

Compressors

Dry Vacuums

Tanks


Wet Vacuums

Utility Room Accessories


Utility Warranty

POWDER COAT PAINT (9)


CARBON FIBER (3) FORMICA® (4)



SOLID SURFACES (10)



NAUGAHYDE®\* (6)  
\*For The Fusion Packages only. Pages 22-29



ULTRALEATHER®\* (12 CLASSIC) (5 PEARLIZED)  
\*Pearlized



CUSTOMIZE YOUR TREATMENT ROOMS WITH DENTALEZ

Powder coat paint your drawer and door pulls, grab handles, trash receptacles, or other metal surfaces in your treatment room to match your delivery system paint color  
Source custom powder coat paint colors to match your provided sample  
Special order any Ultraleather® upholstery color shown on the Ultrafabrics® website (from original or pearlized palette)

Chairs and Stools

Lights and Monitor Mounts

7000 Series

Delivery Systems

Simplified

Factory Options and Parts

General Information

Equipment Warranty

Radiance Operator

Imagine + Operator

Operator Mobile

Sterilization Centers

Orthodontic Cabinetry

Reception/Front Desk Cabinetry

Color Options

Cabinet Warranty

Compressors

Dry Vacuums

Tanks

Wet Vacuums

Utility Room Accessories

Utility Warranty



# Forest

CHAIRS AND STOOLS



Forest  
Packages

Chairs  
and Stools

Lights and  
Monitor Mounts

7000  
Series

Delivery  
Systems

Simplified

Factory Options  
and Parts

General  
Information

Equipment  
Warranty

Radiance  
Operator

Imagine +  
Operator

Operator  
Mobile

Sterilization  
Centers

Orthodontic  
Cabinetry

Reception/Front  
Desk Cabinetry

Color Options

Cabinet  
Warranty

Compressors

Dry Vacuums

Tanks

Wet Vacuums

Utility Room  
Accessories

Utility  
Warranty



### 3800 CHAIR

- Material: hydraulic cantilever mechanism
- Benefit: smooth and steady heavy lifting
- Material: cast aluminum chair back, base, armrest and headrest
- Benefit: strong, impervious to fading or cracking
- Material: flip down armrests
- Benefit: easy patient entry and exit
- Material: optional soft-touch back massage with integrated compressor
- Benefit: saves central compressor capacity for delivery systems


### 3900 CHAIR

- Material: cast aluminum chair back, chair base and utility center base
- Benefit: strong, impervious to fading or cracking
- Material: pressure-formed plastic chair and utility center covers
- Benefit: warp, impact and stain resistant
- Material: aluminum hydraulic manifold and speed adjustment screws
- Benefit: independent speed adjustment of base and back both up and down
- Material: optional soft-touch back massage with integrated compressor
- Benefit: saves central compressor capacity for delivery systems
- Material: Ultraleather® upholstery standard
- Benefit: withstands heavy use and cleaning, with glove-soft leather feel
- Material: Forest Grey or Shadow powder coat standard on 3900 chair
- Benefit: seven optional Designer Friendly® colors
- Benefit: complements treatment room interior design color palette

3900 Hydraulic Patient Chair



**Model 3900**  
Part Number 3900  
Retail Price \$10,463



Standard Features

Hydraulic Chair 3900

- Ultraleather® upholstery with wide/thin back for elbow support
- Plastic toe guard 21"
- Double articulating pinch-style headrest
- Thin back w/full lumbar support
- Right/left patient access
- Swing-down locking armrests
- Hydraulic cantilever mechanism
- Emergency shut-off
- 30 degree base rotation w/lock
- Multifunction touchpad w/4 programmable preset positions
- Seat height: minimum 17" maximum 29"

Factory Options

- CHAIR (Forest Grey or Shadow)
- CHAIR Designer Friendly®
- CHAIR PRO Designer Friendly Includes: Plush dual color and deviated/ contrast stitching upholstery, massage, contoured utility center housing and cover, knee pillow and neck pillow
- CHAIR PRO Designer Friendly less utility center housing and cover
- One chair control included (specify type below)
- Footswitch control
- Touchpad, chair-mounted
- ! Additional chair control (limit 2 on chair, limit 1 on unit)
- Footswitch control
- Touchpad, chair-mounted
- Chair adapter, fixed (for external umbilical)
- Contoured utility center housing & cover
- Contoured utility center housing & cover Designer Friendly

Part No

- 3900
- 3900C
- 3900C-PRO
- 3900C-PRO-LUC
- 3914-998-CS\*
- 3914-999-CS
- 1115-195
- 3900-101
- 3900-101-C
- 3907-180
- 3907-317
- 3907-318
- 3900-100
- 3907-028-CS
- 1110-794
- 1110-050
- 1113-654-CA
- 1331-654-CA
- 1300TPM
- 1300RM

- ! UPHOLSTERY SELECTIONS:
- Pedo booster seat (see page 40)
- Knee pillow (see page 40)
- Neck pillow (see page 40)
- Soft-touch back massage option (not available with Memory Comfort)
- ! LIGHT POSTS (for unit mount lights/post mount monitor assemblies see pages 46)
- Fixed (chair adaptor sold separately)
- 44" light post without slot, chair mount
- 44" light post with slot for monitor cord
- Pivot (includes pivot cast chair adaptor, bushing, bearing kit - mounts on Forest chairs only)
- Pivot monitor post, (includes pivot cast chair adaptor, bushing, bearing kit - mounts on Forest chairs only) (monitor mount assembly not included)
- Monitor mount assembly, top post mount (see page 49)
- Monitor mount assembly, ring mount (see page 49)

- ! Often overlooked
- Δ Lead time varies

! Designer Friendly® Surface Treatments

STEP 1 SELECT STANDARD POWDER COAT PAINT (CHAIR):

- Forest Grey
- Shadow

UPGRADE: Chair Base/Back Powder Coat Paint

UPGRADE: PRO Chair

(Less Utility Center Housing and Cover)

- Arctic Silver
- Bronze
- Charcoal
- Copper
- Midnight
- Pewter
- White

STEP 2 SELECT ULTRALEATHER® UPHOLSTERY COLOR CHOICES FOR CHAIR AND DELUXE /ECONOMY STOOLS:

- Autumn Leaf
- Baltic
- Charcoal
- Diplomat Blue
- Doe
- Dove Grey
- Boysenberry
- Papyrus
- Parrot
- Raven Wing
- Stone
- St. John

- Pearlized Colors: ○ Midnight ○ Pewter ○ Oz
- Pharaoh
- Tin Man

- Δ OR SELECT Special Color Ultraleather (Call for leadtime)
- Chair 3907-999-SP



3900 Chair Upholstery Options



Memory Comfort



Narrow Back or Narrow Back with Slings

Standard Features

Memory Comfort Upholstery

Designed for all day/ultra-long procedures or greater general patient comfort  
3 layers of foam topped with 1.5 inches of memory foam for extra comfort  
Side-bolsters on seat cushion support legs  
Memory foam headrest

Narrow Back

Perfect for Pediatric or Orthodontic dentistry  
Unrestricted patient access

Narrow Back with Slings

Same as above, with additional features:  
Slings provide alternative for additional patient elbow support  
Slings create a barrier between patient and practitioner

Factory Options

UPHOLSTERY SELECTIONS:

Plush selections:

Standard back, wide/thin

Narrow back

Narrow back with slings

Plush additional options:

Contrast/deviated stitching

Dual color

Dual color with contrast/deviated stitching

Call customer service for information (1.800.423.3555)

Massage option

Seamless selections:

Standard back, wide/thin

Narrow Back

Narrow Back with Slings

Seamless additional options:

Massage option

Memory comfort selections:

Wide/thin

Dual color

Part No

3907-PL-WB

3907-PL-NB

3907-PL-NS

3907-999-DS

3907-999-DC

3900-100

3907-AS-WB

3907-AS-NB

3907-AS-NS

3900-100

3907-MC-WB

3907-MC-DC



3900 Chair Equipment dimensions, see page 97  
Shipping weight estimate:  
335 lb / 152 kg

3800 Hydraulic Patient Chair

Model 3800

Part Number 3800  
Retail Price \$7,613



Standard Features

Hydraulic Chair 3800

Naugahyde® upholstery  
w/wide back for elbow support  
Plastic toe guard 21"  
Double articulating pinch-style headrest  
Right/left patient access  
Swing-down locking armrests  
Hydraulic cantilever mechanism  
Aluminum casting chair back, base,  
armrest and headrest  
Emergency shut-off  
30-degree swivel rotation w/lock

Factory Options

Part No

**CHAIR** (pre-tubed) 3800PT  
**CHAIR** (non-tubed) 3800  
One chair control included (specify type below) 3914-998-CS  
☐ Footswitch control  
☐ Touchpad, chair-mounted  
! Additional chair control (limit 2 on chair, limit 1 on unit) 3914-999-CS  
☐ Footswitch control  
☐ Touchpad, chair-mounted  
Chair adapter, fixed (for external umbilical) 1115-195  
Deluxe utility center housing and cover, rear umbilical access 1115-007-G  
Deluxe utility center housing and cover, right umbilical access 1115-009-G  
! **UPHOLSTERY SELECTIONS (only available in ultraleather):**  
Pedo booster seat (see page 40) 3907-180  
Knee pillow (see page 40) 3907-317  
Neck pillow (see page 40) 3907-318  
! **LIGHT POSTS** (for unit mount lights/post mount monitor assemblies see pages 46)  
Fixed (chair adaptor sold separately) 1110-794  
44" light post without slot, chair mount 1110-050  
44" light post with slot for monitor cord 1113-654-CA  
Pivot (includes pivot cast chair adaptor, bushing, bearing kit - mounts on Forest chairs only) 1113-654-CA  
Pivot monitor post, (includes pivot cast chair adaptor, bushing, bearing kit - mounts on Forest chairs only) (monitor mount assembly not included) 1331-654-CA  
Monitor mount assembly, top post mount (see page 49) 1300TPM  
Monitor mount assembly, ring mount (see page 49) 1300RM

! Designer Friendly® Surface Treatments

STEP 1 SELECT STANDARD POWDER COAT PAINT (CHAIR):

☐ Forest Grey

STEP 2 SELECT NAUGAHYDE® UPHOLSTERY COLOR

FOR YOUR CHAIR:

☐ Black ☐ Cocoa ☐ Deep Sapphire  
☐ Saddle ☐ Sand ☐ Taupe

**UPGRADE:** Standard Ultraleather® upholstery (select from Forest standard options) 3807-999-UL

Δ **OR SELECT** Special Color upholstery (Call for leadtime)

Ultraleather 3807-999-UL-SP  
Naugahyde 3807-999-SP

! Often overlooked  
Δ Lead time varies



3800 Chair Equipment dimensions, see page 96  
305 lb / 152 kg

Forest Packages

Chairs and Stools

Lights and Monitor Mounts

7000 Series

Delivery Systems

Simplified

Factory Options and Parts

General Information

Equipment Warranty

Radiance Operator

Imagine + Operator

Operator Mobile

Sterilization Centers

Orthodontic Cabinetry

Reception/Front Desk Cabinetry

Color Options

Cabinet Warranty

Compressors

Dry Vacuums

Tanks

Wet Vacuums

Utility Room Accessories

Utility Warranty

Chair Accessories

Chairs and Stools

Neck Pillow



3907-318

Provides ergonomic support for patients with neck discomfort and/or during long procedures.

Neck support offers patients a comfortable relaxed experience.

Specify Ultraleather® upholstery color

Lights and Monitor Mounts

7000 Series

Delivery Systems

Simplified

Factory Options and Parts

General Information

Equipment Warranty

Radiance Operator

Imagine + Operator

Operator Mobile

Sterilization Centers

Orthodontic Cabinetry

Reception/Front Desk Cabinetry

Color Options

Cabinet Warranty

Compressors

Dry Vacuums

Tanks

Wet Vacuums

Utility Room Accessories

Utility Warranty

Knee Pillow



3907-317

Knee support ideal for patients with joint discomfort and/or long procedures.

Zero gravity posture, eliminates pressure on knees.

Specify Ultraleather upholstery color

3900 dual color upholstery option (upcharge) 3907-317-DC

3900 contrast/deviated stitching option (upcharge) 3907-317-DS

Pedo Booster Seat (to accommodate smaller patients)



3907-180

A cushion that takes the lumbar out of the chair, essentially turning it into a bed, ideal for children.

Specify Ultraleather upholstery color

3900/3800 Chair Control, Footswitch

Additional Chair Control, Footswitch



Factory installed 3914-998-CS

Factory installed 3914-999-CS

After Market 3914-010-SH

4 programmable preset positions

3900/3800 Remote Mount Touchpad with 25' Cable



**FIXED HORIZONTAL MOUNT**

White 1700-079

Forest Grey 1700-079-G

Designer Friendly® (specify color) 1700-079-C

**SWING HORIZONTAL MOUNT**

White 1700-089-HM

Forest Grey 1700-089-HM-G

Designer Friendly (specify color) 1700-089-HM-C

**SWING VERTICAL MOUNT**

White 1700-089-VM

Forest Grey 1700-089-VM-G

Designer Friendly (specify color) 1700-089-VM-C

• 4 programmable preset positions

3900 Contoured Utility Center Housing & Cover



Factory option: 3900-101

Forest Grey 3900-101-G

Shadow 3900-101-SH

Designer Friendly (specify color) 3900-101-C

Included w/4486PI, 4485SI, 4987SI and 4988PI chair mounted packages



Economy and Deluxe Stools

Nomenclature Key Example

C = Ultraleather	6157C
V = Naugahyde	6156V



<b>Model 6156</b>		<b>Model 6157</b>		<b>Model 6159</b>		<b>Model 6160</b>		<b>Model 6161</b>	
Part Number	6156C	Part Number	6157C	Part Number	6159C	Part Number	6160C	Part Number	6161C
Part Number	6156V	Part Number	6157V	Part Number	6159V	Part Number	6160V	Part Number	6161V

Standard Features

Economy and Deluxe Stools

Ultraleather® or Naugahyde® Upholstery  
Injection molded foam  
5-leg fully polished base  
Twin wheel hard floor casters  
Accommodates maximum of 300 lbs.

Doctor's Economy 6156C/6156V

Backrest, non-adjusting  
Round seat with single lever height adjustment  
Pneumatic cylinder height adjustment, 18" - 23"

Assistant's Economy 6157C/6157V

Round seat with single lever height adjustment  
Torso support, non-ratcheting, with height adjustment  
Pneumatic cylinder height adjustment, 21 1/2" - 28"  
Foot ring affixed to base

Doctor's Deluxe 6159C/6159V

Backrest with height adjustment  
Contoured seat with triple lever adjustment  
Pneumatic cylinder height adjustment, 18 1/2" - 23"

Assistant's Deluxe 6160C/6160V

Contoured seat with single lever adjustment  
Torso support with ratcheting and height adjustment  
Pneumatic cylinder height adjustment, 21 1/2" - 28"  
Foot ring with adjustment

Assistant's Deluxe with Back 6161C/6161V

Backrest with height adjustment  
Contoured seat with triple lever adjustment  
Torso support with ratcheting and height adjustment  
Pneumatic cylinder height adjustment, 21 1/2" - 28"  
Foot ring with adjustment

Equipment dimensions, see page 97

Shipping weight estimate:	
6156/6159	35 lb / 15 kg
6161	45 lb / 21 kg
6157/6160	40 lb / 18 kg

Factory Options

STOOL	MODEL CHOICE	
Δ Special color upholstery (upcharge)		6007-999-SP
! <b>CYLINDER CHOICES:</b>		
Doctor's short cylinder, 16" – 21" (6156C/6159C)		6000-628-CS
Doctor's tall cylinder, 21 1/2" – 28" (6156C/6159C) foot ring with support highly recommended		6000-604-CS
Assistant's short cylinder, 18" – 23" (6157C/6160C/6161C)		6000-605-CS
Foot ring with support (6156C/6159C)		6000-602
! Often overlooked		
* Specify vinyl manufacturer and color (not all colors may be available.) (Call Forest for ordering details 1-800-423-3555.)		
Δ Lead time varies		

Designer Friendly® Surface Treatments

STEP 1 SELECT ULTRALEATHER® UPHOLSTERY COLOR CHOICES FOR CHAIR AND DELUXE /ECONOMY STOOLS:

<input type="radio"/> Autumn Leaf	<input type="radio"/> Baltic	<input type="radio"/> Charcoal	<input type="radio"/> Diplomat Blue	<input type="radio"/> Doe	<input type="radio"/> Dove Grey
<input type="radio"/> Boysenberry	<input type="radio"/> Papyrus	<input type="radio"/> Parrot	<input type="radio"/> Raven Wing	<input type="radio"/> Stone	<input type="radio"/> St. John
Pearlized Colors:					
<input type="radio"/> Midnight	<input type="radio"/> Pewter	<input type="radio"/> Pharaoh	<input type="radio"/> Oz	<input type="radio"/> Tin Man	

OR SELECT NAUGAHYDE® UPHOLSTERY COLOR:

<input type="radio"/> Black	<input type="radio"/> Cocoa	<input type="radio"/> Deep Sapphire	<input type="radio"/> Saddle	<input type="radio"/> Sand	<input type="radio"/> Taupe
-----------------------------	-----------------------------	-------------------------------------	------------------------------	----------------------------	-----------------------------

OR SELECT Special Color Ultraleather® (Call for leadtime)

<input type="radio"/> Deluxe/Economy Stool	6007-999-SP
--	-------------

Comfort Stools



Model 6176

Part Number 6176



Model 6187

Part Number 6187

Standard Features

Comfort Stools

Air circulating weave construction  
Active tilt® seat (actively moves with user)  
Tilt seat lever function  
Contoured seat  
5-leg base  
Twin wheel hard floor casters  
Accommodates maximum of 300 lbs.

Doctor’s Comfort 6176

Triple lever adjustment - independent back and seat  
Backrest with angle & height adjustment  
Pneumatic cylinder height adjustment,  
19 1/4”– 24 1/2”

Assistant’s Comfort 6187

Triple lever adjustment - independent back and seat  
Backrest with angle & height adjustment  
Fully adjustable ratcheting assistant arm  
Foot ring with height adjustment  
Pneumatic cylinder height adjustment, 23”– 30 1/2”

Factory Options

STOOL

- ! Cylinder choices:  
Doctor’s/Office short cylinder, 16 ” – 21” (6176)  
Doctor’s/Office tall cylinder, 21 1/2” – 28” (6176)  
foot ring with support highly recommended  
Assistant’s short cylinder, 18” – 23” (6187)  
Foot ring with support (6176)
- ! Often overlooked

MODEL CHOICE

Part No

6000-628-CS  
6000-604-CS  
6000-605-CS  
6000-602

Equipment dimensions, see page 97  
Shipping weight estimate:  
6176 48 lb / 23 kg  
6187 60 lb / 28 kg

Forest Packages

Chairs and Stools

Lights and Monitor Mounts

7000 Series

Delivery Systems

Simplified

Factory Options and Parts

General Information

Equipment Warranty

Radiance Operator

Imagine + Operator

Operator Mobile

Sterilization Centers

Orthodontic Cabinetry

Reception/Front Desk Cabinetry

Color Options

Cabinet Warranty

Compressors

Dry Vacuums

Tanks



Wet Vacuums

Utility Room Accessories

Utility Warranty

# Forest

LIGHTS AND MONITOR MOUNTS



Forest  
Packages

Chairs  
and Stools

Lights and  
Monitor Mounts

7000  
Series

Delivery  
Systems

Simplified

Factory Options  
and Parts

General  
Information

Equipment  
Warranty

Radiance  
Operator

Imagine +  
Operator

Operator  
Mobile

Sterilization  
Centers

Orthodontic  
Cabinetry

Reception/Front  
Desk Cabinetry

Color Options

Cabinet  
Warranty

Compressors

Dry Vacuums

Tanks

Wet Vacuums

Utility Room  
Accessories

Utility  
Warranty





## HALOGEN

Material: reflector material embedded into glass | Lexan light shield

Benefit: reflector will not peel or crack | shield is scratch resistant

Material: oil impregnated bronze bushing | 3-axis light head joint

Benefit: no light drift | 3-axis light keeps light pattern parallel w/the long axis of mouth while freeing up space above patient's head

LED

Material: energy efficient LED lamps

Benefit: creates a light pattern with feathered edges reducing eye fatigue  
consumes approximately 75% less power than halogen lights | no heat  
22 -year projected LED life span

Material: cast aluminum light head

Benefit: allows for nine Designer Friendly<sup>®</sup> powder coat paint colors

Post Mount Lights



Model 9083

Halogen Light

Part Number 9083



Model 9078

LED Light

Part Number 9078



Model 9073

LED Light

Part Number 9073

Standard Features

Halogen Light 9083

Automatic on/off activation w/override  
3-Axis light head movement  
Additional bulb  
Color shade matching temperature setting  
4200 to 5500 Kelvin  
Designer Friendly® powder coat paint light head

LED Light 9078

Automatic on/off activation w/override  
3-Axis light head movement  
Easy release autoclavable handles  
Light source 10 LED lamps  
Color temperature, 4,200 to 6,000 Kelvin  
Designer Friendly powder coat paint light head

LED Light 9073

Automatic on/off activation w/override  
3-Axis light head movement  
Six-mode, polycarbonate button keyboard  
Easy release autoclavable handles  
Light source 8 1-watt LED lamps  
Color temperature, 4,200 to 6,000 Kelvin  
Designer Friendly powder coat paint light head

Factory Options

Part No

LIGHT	MODEL CHOICE	
Replacement bulb (9083/9093)		0014-300
Short rigid arm 20" in lieu of standard 32"		1110-227-CS
<b>LIGHT POSTS:</b>		
44" with slot for sidebox access		1110-900
44" without slot, chair mount		1110-794
35" with post clamp		1110-820
Pivot (mounts on Forest 3900/3800 chair only) (does not include cast chair adapter)		1113-654
Pivot (includes 3900/3800 cast chair adapter)		1113-654-CA
<b>LIGHT POSTS, WITH MONITOR CORD SLOT:</b>		
44" with dual slot for sidebox access		1110-170
44" with single slot, chair mount		1110-050
35" with single slot & post clamp		1110-045

Designer Friendly® Surface Treatments

STEP 1 SELECT POWDER COAT PAINT FOR UNIT & LIGHT

- ☐ Arctic Silver
 ☐ Bronze
 ☐ Charcoal
 ☐ Copper
- ☐ Forest Grey
 ☐ Midnight
 ☐ Pewter
 ☐ Shadow
 ☐ White



Equipment dimensions, see page 98  
Shipping weight estimate:  
35 lb / 16 kg

Track Mount Lights



**Model 9083T**  
Halogen Light/Track  
Shown with Optional 1305T Monitor Mount  
Part Number 9083T

**Model 1305T**  
Monitor Mount  
Monitor Screen and Track Not Included  
Part Number 1305T



**Model 9078T**  
LED Light/Track  
Part Number 9078T



**Model 9073T**  
LED Light/Track  
Part Number 9073T

Standard Features

Light and Track Assembly

- Pre-wired through flex arm
- Track/Trolley assembly
- Vertical light tube w/6 inch horizontal side offset for clearance of optional monitor
- Flex arm & light head assembly
- Trolley mounting plate and shroud
- ! Drop post (specify mounting height)

Monitor Mount Assembly

- Pre-wired from track through flex arm
- Low voltage wiring (2 conductor 18 awg wire)
- HDMI shielded cable
- Lower positioning handle

Monitor Requirements:

- 12 volt w/power supply
- weight: up to 18 lbs max, width of 19"



Equipment dimensions, see page 98  
Shipping weight estimate:  
Light/track 115 lb / 53 kg  
1305T 140 lb / 64 kg (includes mount/track light weight)

Factory Options

LIGHT / TRACK	MODEL CHOICE
Monitor mount assembly	1305T
Replacement bulb (9083/9093)	0014-300
S Video, cable pre-installed	0014-282
RCA cables (3 conductor), pre-installed	0014-283

! Often overlooked

Standard Mounting Options

STEP 1 CHOOSE YOUR STANDARD MOUNTING OPTION:

MOUNTING HEIGHT:	LIGHT POST LENGTH:	MONITOR POST LENGTH:
<input type="radio"/> 8'	<input type="radio"/> 8.25"	<input type="radio"/> 20.25"
<input type="radio"/> 8' 6"	<input type="radio"/> 14.25"	<input type="radio"/> 26.25"
<input type="radio"/> 9'	<input type="radio"/> 20.25"	<input type="radio"/> 32.25"
<input type="radio"/> 9' 6"	<input type="radio"/> 26.25"	<input type="radio"/> 38.25"
<input type="radio"/> 10'	<input type="radio"/> 32.25"	<input type="radio"/> 44.25"
<input type="radio"/> 10' 6"	<input type="radio"/> 38.25"	<input type="radio"/> 50.25"
<input type="radio"/> 11'	<input type="radio"/> 44.25"	<input type="radio"/> 56.25"
<input type="radio"/> _____ Custom mounting height	<input type="radio"/> _____ * Custom Post Length	<input type="radio"/> _____ * Custom Post Length

\* Cannot exceed 44.25" and 56.25"

Designer Friendly® Surface Treatments

STEP 2 SELECT POWDER COAT PAINT FOR UNIT & LIGHT:

- ☐ Arctic Silver ☐ Bronze ☐ Charcoal ☐ Copper
- ☐ Forest Grey ☐ Midnight ☐ Pewter ☐ Shadow ☐ White

Forest Packages

Chairs and Stools

Lights and Monitor Mounts

7000 Series

Delivery Systems

Simplified

Factory Options and Parts

General Information

Equipment Warranty

Radiance Operator

Imagine + Operator

Operator Mobile

Sterilization Centers

Orthodontic Cabinetry

Reception/Front Desk Cabinetry

Color Options

Cabinet Warranty

Compressors

Dry Vacuums

Tanks

Wet Vacuums

Utility Room Accessories

Utility Warranty



Ceiling Mount Lights



**Model 9083-CL**  
Halogen Light  
Part Number 9083-CL



**Model 9078-CL**  
LED Light  
Part Number 9078-CL



**Model 9073-CL**  
LED Light  
Part Number 9073-CL

Standard Features

- Lights**  
Ceiling mounting plate and shroud w/drop post  
! Specify mounting height
- Halogen Light 9083-C**  
Automatic on/off activation w/override  
3-Axis light head movement  
Additional bulb  
Color temperature, 5,500 Kelvin  
Designer Friendly® powder coat paint light head

- LED Light 9078-C**  
Automatic on/off activation w/override  
3-Axis light head movement  
Easy release autoclavable handles  
Light source 10 LED lamps  
Color temperature, 4,200 to 6,000 Kelvin  
Designer Friendly powder coat paint light head

- LED Light 9073-C**  
Automatic on/off activation w/override  
3-Axis light head movement Six-mode  
Polycarbonate button keyboard  
Easy release autoclavable handles  
Light source 8 1-watt LED lamps  
Color temperature, 4,200 to 6,000 Kelvin  
Designer Friendly powder coat paint light head

Factory Options

LIGHT	MODEL CHOICE
Replacement bulb (9083/9093)	0014-300
! Often overlooked	

Part No

Standard Mounting Options

**STEP 1 CHOOSE YOUR STANDARD MOUNTING OPTION:**

MOUNTING HEIGHT:	POST LENGTH:
<input type="radio"/> 8'	<input type="radio"/> 12"
<input type="radio"/> 8' 6"	<input type="radio"/> 18"
<input type="radio"/> 9'	<input type="radio"/> 24"
<input type="radio"/> 9' 6"	<input type="radio"/> 30"
<input type="radio"/> 10'	<input type="radio"/> 36"
<input type="radio"/> 10' 6"	<input type="radio"/> 42"
<input type="radio"/> 11'	<input type="radio"/> 48"
<input type="radio"/> _____ Custom mounting height	<input type="radio"/> _____ * Custom post length
* Cannot exceed 48"	

Designer Friendly® Surface Treatments

**STEP 2 SELECT POWDER COAT PAINT FOR UNIT & LIGHT:**

<input type="radio"/> Arctic Silver	<input type="radio"/> Bronze	<input type="radio"/> Charcoal	<input type="radio"/> Copper	
<input type="radio"/> Forest Grey	<input type="radio"/> Midnight	<input type="radio"/> Pewter	<input type="radio"/> Shadow	<input type="radio"/> White



Equipment dimensions, see page 98  
Shipping weight estimate:  
50 lb / 23 kg

Cabinet and Wall Mount Lights



**Model 9079C**  
(Standard) 9079C-T (Tall)  
LED Cabinet

Part Number      9079C




**Model 9079W**  
(Standard) 9079W-T (Tall)  
LED Wall

Part Number      9079W



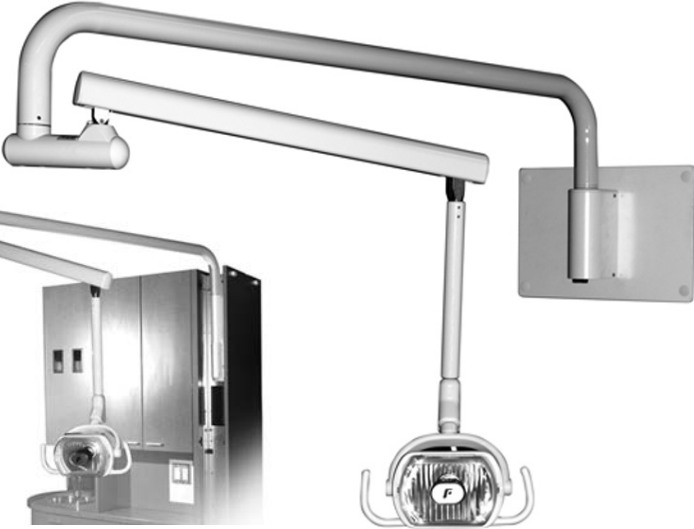
**Model 9074C**  
(Standard) 9074C-T (Tall)  
LED Cabinet

Part Number      9074C



**Model 9093C**  
(Standard) 9093C-T (Tall)  
Halogen Cabinet

Part Number      9093C



**Model 9093W**  
(Standard) 9093W-T (Tall)  
Halogen Wall

Part Number      9093W



**Model 9074W**  
(Standard) 9074W-T (Tall)  
LED Wall

Part Number      9074W

Standard Features	Factory Options	Part No
<b>Lights</b> Cabinet mount, internal vertical mount w/post Wall mount, vertical mounting plate Standard rigid arm Tall rigid arm (additional 1' drop)	<b>LIGHT</b> Replacement bulb (9083/9093) Cabinet mounting options: (for dimensions see page 95) Horizontal top cabinet mount in lieu of internal mount Vertical exterior cabinet mount in lieu of internal mount	<b>MODEL CHOICE</b>  0014-300 1110-881-CS 1110-886-CS
<b>Halogen Light 9093</b> Automatic on/off activation w/override 3-Axis light head movement Additional bulb Color shade matching temperature setting 4200 to 5500 Kelvin Designer Friendly® powder coat paint light head	! <b>** SPECIFY CABINET/WALL MOUNTING HEIGHT **</b>  !   Often overlooked	
<b>LED Light 9079</b> Automatic on/off activation w/override 3-Axis light head movement Easy release autoclavable handles Light source 10 LED lamps Color temperature, 4,200 to 6,000 Kelvin Designer Friendly powder coat paint light head		
<b>LED Light 9074</b> Automatic on/off activation w/override 3-Axis light head movement Six-mode Polycarbonate button keyboard Easy release autoclavable handles Light source 8 1-watt LED lamps Color temperature, 4,200 to 6,000 Kelvin Designer Friendly powder coat paint light head	! <div>                         Designer Friendly® Surface Treatments                     </div> <div>                         STEP 1 SELECT POWDER COAT PAINT FOR UNIT &amp; LIGHT:                         <div> <input type="radio"/> Arctic Silver                             <input type="radio"/> Bronze                             <input type="radio"/> Charcoal                             <input type="radio"/> Copper                             <input type="radio"/> Forest Grey                             <input type="radio"/> Midnight                             <input type="radio"/> Pewter                             <input type="radio"/> Shadow                             <input type="radio"/> White                         </div> </div>	



Equipment dimensions, see page 99

Shipping weight estimate:

Cabinet	60 lb / 28 kg
Wall	65 lb / 30 kg

Forest Packages

Chairs and Stools

Lights and Monitor Mounts

7000 Series

Delivery Systems

Simplified

Factory Options and Parts

General Information

Equipment Warranty

Radiance Operator

Imagine + Operator

Operator Mobile

Sterilization Centers

Orthodontic Cabinetry

Reception/Front Desk Cabinetry

Color Options

Cabinet Warranty

Compressors

Dry Vacuums

Tanks

Wet Vacuums

Utility Room Accessories

Utility Warranty

Monitor Mount Assemblies



Model 1300RM Ring Post Mount

Part Number 1300RM



Model 1300TPM Top Post Mount

Part Number 1300TPM

Monitor Screens And Chair-Mounted Posts Not Included

Standard Features

Mount Assembly, Ring Post Mount 1300RM

ICW Quicklink monitor mount  
Rex positioning handles  
22" ring mount rigid arm

Monitor Mount Assembly, Top Post Mount 1300TPM

ICW Quicklink monitor mount  
Rex positioning handles  
22" top post mount rigid arm

Monitor Requirements:  
12 volt with power supply  
Weight: 8 1/2 to 13 lbs max, width of 19"

Factory Options

MONITOR MOUNT ASSEMBLY

- ! Light Post (1300RM):
- 44" with dual slot, fixed sidebox mount, with Forest light bushing
  - 35" with slot & post clamp, fixed mount, with Forest light bushing
  - Pivot light posts & requirements

! MONITOR POST (1300TPM):

- 30" with dual slot, fixed sidebox mount, with Oilite bushing
- Pivot monitor posts & requirements
- 30" with slot & post clamp, fixed mount, with Oilite bushing

! Often overlooked

MODEL CHOICE

Part No

1110-170

1110-045

(call to order)

1331-998

(call to order)

1331-997

! Designer Friendly® Surface Treatments

STEP 1 SELECT POWDER COAT PAINT FOR UNIT & LIGHT:

- ☐ Arctic Silver
- ☐ Bronze
- ☐ Charcoal
- ☐ Copper
- ☐ Forest Grey
- ☐ Midnight
- ☐ Pewter
- ☐ Shadow
- ☐ White

Equipment dimensions, see page 99  
Shipping weight estimate:  
1300RM, 1300TPM 15 lb / 7 kg

Forest Packages

Chairs and Stools

Lights and Monitor Mounts

7000 Series

Delivery Systems

Simplified

Factory Options and Parts

General Information

Equipment Warranty

Radiance Operator

Imagine + Operator

Operator Mobile

Sterilization Centers

Orthodontic Cabinetry

Reception/Front Desk Cabinetry

Color Options

Cabinet Warranty

Compressors

Dry Vacuums

Tanks

Wet Vacuums

Utility Room Accessories

Utility Warranty





# Forest

7000 SERIES



Forest  
Packages

Chairs  
and Stools

Lights and  
Monitor Mounts

7000  
Series

Delivery  
Systems

Simplified

Factory Options  
and Parts

General  
Information

Equipment  
Warranty

Radiance  
Operator

Imagine +  
Operator

Operator  
Mobile

Sterilization  
Centers

Orthodontic  
Cabinetry

Reception/Front  
Desk Cabinetry

Color Options

Cabinet  
Warranty

Compressors


Dry Vacuums

Tanks

Wet Vacuums

Utility Room  
Accessories

Utility  
Warranty



7000 SERIES REAR MOUNT SIDE DELIVERY

- Material:

Benefit:
- all metal control head chassis
- resistant to UV and cleaners
- Material:

Benefit:
- hinged solid surface lid
- long-lasting surface gives easy access to ancillary products
- Material:

Benefit:
- optional exclusive brass handpiece lockout valves
- allows assistant to remove a handpiece from its holder to change a bur while dentist continues working
- Material:

Benefit:
- four steel mounting configurations
- wall, under cabinet, beneath counter and cart
- Material:

Benefit:
- secondary aluminum work surface
- dedicated work surface for bur block, electric handpiece attachment, mirror, explorer
- Material:

Benefit:
- steel height adjust mechanism
- adjustable work surface and handpiece delivery arm height

Forest Packages

Chairs and Stools

Lights and Monitor Mounts

7000 Series

Delivery Systems

Simplified

Factory Options and Parts

General Information

Equipment Warranty

Radiance Operator

Imagine + Operator

Operator Mobile

Sterilization Centers

Orthodontic Cabinetry

Reception/Front Desk Cabinetry

Color Options

Cabinet Warranty

Compressors

Dry Vacuums

Tanks

Wet Vacuums

Utility Room Accessories

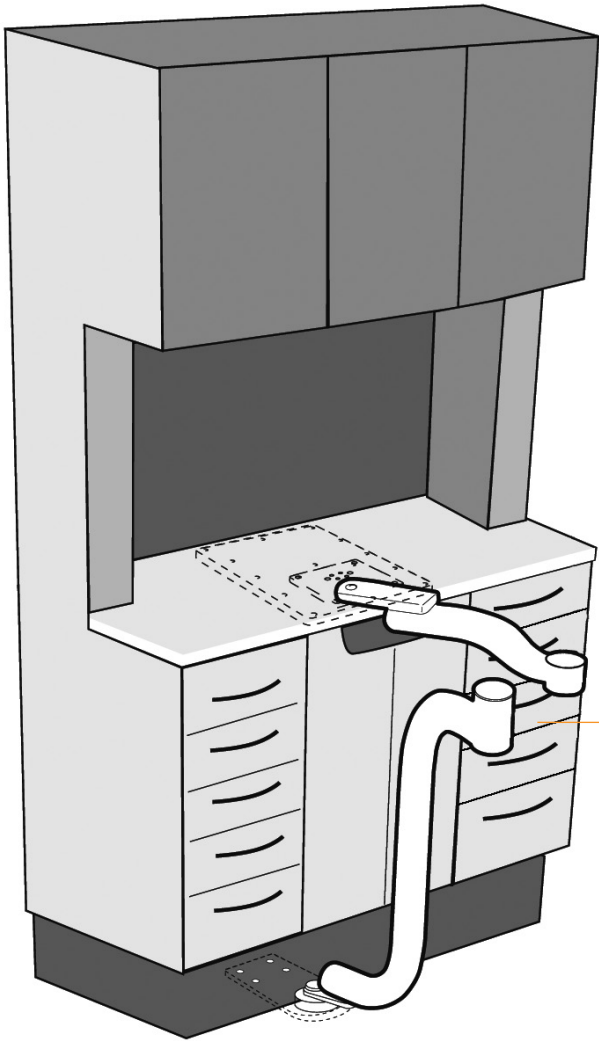
Utility Warranty



Cabinetry Mounting Configurations

Made for Each Other

From the ground up, Forest delivery systems are designed for easy cabinet integration.



7000 Series Beneath Counter Mount (BC)

Start with a strong foundation

- Your choice of 3/4" hardened steel 11" x 14-1/2" or optional 10" x 24" mounting plate that bolts to the bottom of your counter top
- Followed by a 6" x 6" leveling plate and a set of needle roller bearings with friction adjustment.
- Durable 2-1/2" steel tube dual arm assembly with needle roller bearings installed between pivoting arm sections.

7000 Series Under Cabinet Floor Mount (UC)

Start with a strong foundation

- Low profile 1/2" steel floor mount plate allows room for your stool casters.
- Needle roller bearings with friction adjustment eliminates drift.
- Durable 2-1/2" steel tube post and arm assembly with needle roller bearings installed between pivoting sections.

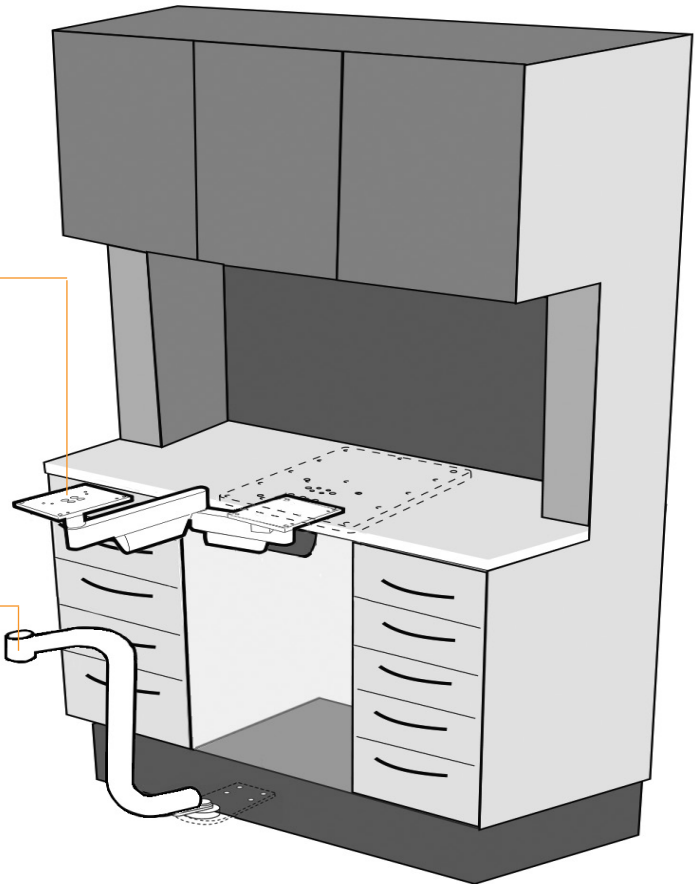
3486 Beneath Counter Mount (BC)

Start with a strong foundation

- Your choice of 3/4" hardened steel 11" x 14-1/2" or optional 10" x 24" mounting plate that bolts to the bottom of your counter top.
- Followed by a 6" x 6" leveling plate with friction adjustment.

3486 Under Cabinet Floor Mount (UC)

- Low profile 1/2" steel floor mount plate allows room for your stool casters.
- Needle roller bearings with friction adjustment eliminates drift.
- Durable 2-1/2" steel tube post and arm assembly with needle roller bearings installed between pivoting sections.



Forest Packages

Chairs and Stools

Lights and Monitor Mounts

7000 Series

Delivery Systems

Simplified

Factory Options and Parts

General Information

Equipment Warranty

Radiance Operator

Imagine + Operator

Operator Mobile

Sterilization Centers

Orthodontic Cabinetry

Reception/Front Desk Cabinetry

Color Options

Cabinet Warranty

Compressors

Dry Vacuums

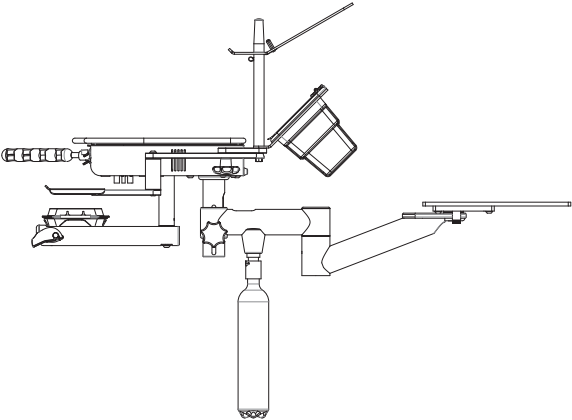

Tanks

Wet Vacuums

Utility Room Accessories

Utility Warranty

7020PRO Duo Swing Delivery System



**Model 7020PRO-BC**  
Beneath Counter Mount  
Part Number 7020PRO-BC

Universal heavy-duty mounting plate 11" x 14 1/2"  
included (mounts to under counter)  
**Specify Cabinet Manufacturer**

Standard Features

Duo Delivery System 7020PRO Base Model

- Duo control
  - automatic control for three handpieces
  - handpiece lockouts
  - 3-way air water syringe w/tubing, 5'
  - 4-hole handpiece tubing, 5'
  - pneumatic master control block w/diaphragm
  - master on/off
  - individual handpiece pressure adjustment
  - individual water coolant adjustment
  - non-retraction water coolant
  - air coolant adjustment
  - handpiece flush
  - handpiece exhaust canister/oil collector
  - wet/dry foot control
- Self-contained clean water system w/quick disconnect, single bottle, 1 1/2 liter
- "Burr Buddy" tray holder and covered Zirc tray
- Chrome accents
- Central vacuum accessory package
  - central vacuum canister with disposable solids collector
  - 3-way air/water syringe w/tubing, 5'
  - autoclavable standard HVE lever valve w/tubing, 5'
  - autoclavable saliva ejector lever valve w/tubing, 5'
  - dual assistant's quad holder assembly
- Solid work surface, 17" x 30"
- Pneumatic work surface easy lift/close mechanism
- Height adjustable work surface, 5"
- Large and small organizer bins w/frame, dividers and sharps container
- Procedure shelf
- Keyboard tray
- Stainless trash/CPU tray (MC)
- Universal heavy duty mounting plate 11" x 14 1/2",
  - beneath counter (BC)
  - Wall mount panel 16" x 18" (WM)
- Standard utility center housing and cover (MC)
- Air pressure regulator w/filter
- Master air shut-off valve
- Umbilical, 6'

Mounting plate dimensions, see pages 100

Shipping weight estimate:  
7020PRO BC, MC, UC, WM 100 lb / 46 kg




**Beneath Counter Mount**



**Mobile Cart**



**Under Cabinet Floor Mount**



**Wall Mount**

Forest Packages

Chairs and Stools

Lights and Monitor Mounts

7000 Series

Delivery Systems

Simplified

Factory Options and Parts

General Information

Equipment Warranty

Radiance Operator

Imagine + Operator

Operator Mobile

Sterilization Centers

Orthodontic Cabinetry

Reception/Front Desk Cabinetry

Color Options

Cabinet Warranty

Compressors

Dry Vacuums

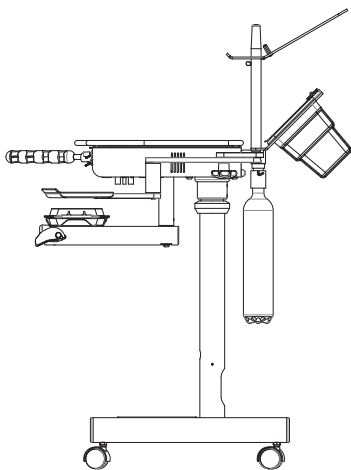
Tanks

Wet Vacuums

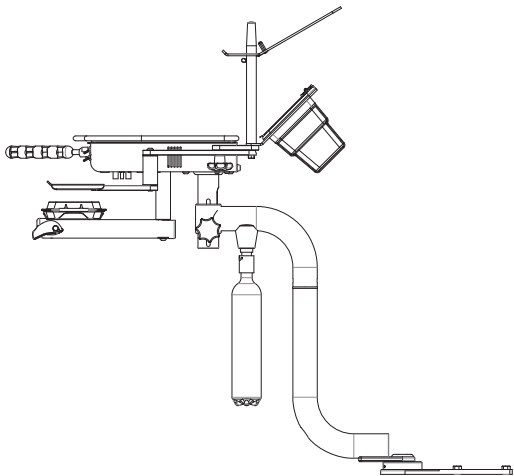
Utility Room Accessories

Utility Warranty

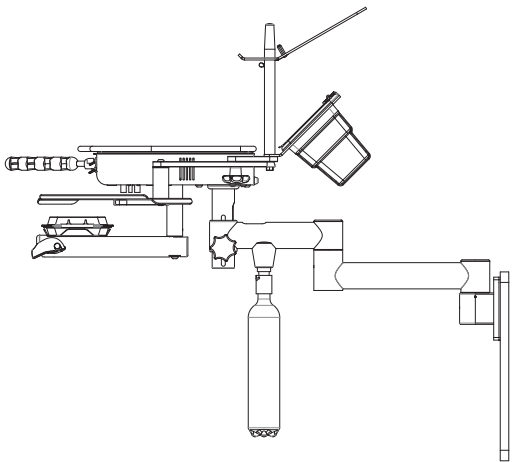
7020PRO Duo Swing Delivery System



**Model 7020PRO-MC**  
Mobile Cart Mount  
Part Number 7020PRO-MC



**Model 7020PRO-UC**  
Under Cabinet Floor Mount  
Part Number 7020PRO-UC



**Model 7020PRO-WM**  
Wall Mount  
Part Number 7020PRO-WM

**! Designer Friendly® Surface Treatments**

STEP 1 SELECT POWDER COAT PAINT:

- ☐ Arctic Silver
- ☐ Bronze
- ☐ Charcoal
- ☐ Copper
- ☐ Forest Grey
- ☐ Midnight
- ☐ Pewter
- ☐ Shadow
- ☐ White

STEP 2 SOLID WORK SURFACE COLORS:

- Corian®

☐ Antarctica
- Wilsonart®:

☐ Arctic Melange

☐ Baja Melange
- Meganite®:

☐ Cinder Granite

☐ Goldrush Gemstone

☐ Moonstone

☐ Platinum Granite

☐ Rocky Road Granite

☐ Silver Mist

☐ Starry Starry Night

Factory Options

MONITOR MOUNT ASSEMBLY	MODEL CHOICE	Part No
Factory Installed STAR ETorque Electric System		STAR-ETORQUE
Handpiece illumination system		
One handpiece (5-hole), accommodates 1 add'l tubing		1700-021-CS
Add'l handpiece illumination tubing (5-hole)		0017-615-CS
One handpiece (6-pin), accommodates 1 add'l tubing		1700-019-CS
Add'l handpiece illumination tubing (6-pin)		0017-603-CS
! Ancillaries use existing handpiece position (tubing lengths may vary) (see page 71)		
Write in selection here		
Write in selection here		
! Handpiece Bundle option (see pages 68-69)		
Write in selection here		
Additional handpiece position, wet		1100-189-CS
Additional handpiece position, air drive only		1100-190-CS
Additional standard autoclavable HVE with tubing, 5' & autoclavable oral dry cup		1400-113-CS
Hands-Free HVE, see page 91, Write in selection here		
Quick disconnect with flow control 1/4" (for water)		0016-454-CS
Quick disconnect with flow control 3/8" (for air)		0016-456-CS
! Monitor mount assembly (monitor screen not included)		1300-025-CS
! Swivel tray		1110-909-CS
Large bin divider kit (white or black)	0010-860 / 0010-860-BLK	
Small bin divider kit (white or black)	0010-861 / 0010-861-BLK	
Sharps container kit (white or black)	0010-870 / 0010-870-BLK	
! Touchpad for 3900 chair (25 ft. Cable)	1700-081-1-CS	
Standard utility center housing & cover (BC/UC/WM)	1115-020	
In floor recessed utility center housing & cover	1115-305	
Additional umbilical (per foot)	1115-999-CS	
Routing valve kit with water shutoff & regulator/factory installation	1115-315-CS	
Universal mounting plate, 10" x 24" in lieu of 11" x 14 1/2" (BC)	0010-084-CS	
Δ Special color solid work surface (call for price and leadtime)	0023-856-SSV	

Cabinet mounting configurations, see page 53

- ! Often overlooked
- Δ Lead time varies

Forest Packages

Chairs and Stools

Lights and Monitor Mounts

7000 Series

Delivery Systems

Simplified

Factory Options and Parts

General Information

Equipment Warranty

Radiance Operator

Imagine + Operator

Operator Mobile

Sterilization Centers

Orthodontic Cabinetry

Reception/Front Desk Cabinetry

Color Options

Cabinet Warranty

Compressors

Dry Vacuums

Tanks

Wet Vacuums

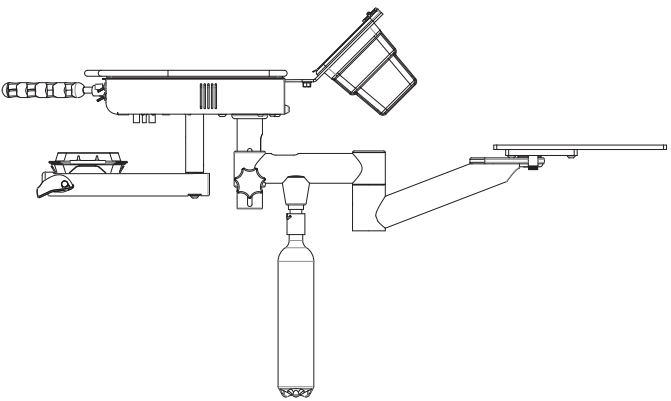
Utility Room Accessories

Utility Warranty

7021PRO Duo Swing Delivery System



7021PRO



Model 7021PRO-BC

Beneath Counter Mount

Part Number

7021PRO-BC

Universal heavy-duty mounting plate 11" x 14 1/2" included (mounts to under counter)

Specify Cabinet Manufacturer

Standard Features

Duo Delivery System 7021PRO

- Duo control
  - automatic control for three handpieces
  - handpiece lockouts
  - 3-way air water syringe w/tubing, 5'
  - 4-hole handpiece tubing, 5'
  - pneumatic master control block w/diaphragm
  - master on/off
  - individual handpiece pressure adjustment
  - individual water coolant adjustment
  - non-retraction water coolant
  - air coolant adjustment
  - handpiece flush
  - handpiece exhaust canister/oil collector
  - wet/dry foot control
- Self-contained clean water system w/quick disconnect, single bottle, 1 1/2 liter
- "Burr Buddy" tray holder and covered Zirc tray
- Chrome accents
- Central vacuum accessory package
  - central vacuum canister with disposable solids collector
  - 3-way air/water syringe w/tubing, 5'
  - autoclavable standard HVE lever valve w/tubing, 5'
  - autoclavable saliva ejector lever valve w/tubing, 5'
  - dual assistant's quad holder assembly
- Solid work surface, 17" x 30"
- Pneumatic work surface easy lift/close mechanism
- Height adjustable work surface, 5"
- Large and small organizer bins w/frame, dividers and sharps container
- Universal heavy duty mounting plate 11" x 14 1/2", beneath counter (BC)
- Wall mount panel 16" x 18" (WM)
- Standard utility center housing and cover (MC)
- Air pressure regulator w/filter
- Master air shut-off valve
- Umbilical, 6'

Mounting plate dimensions, see pages 96-105

Shipping weight estimate:  
7021PRO BC, MC, UC, WM 100 lb / 46 kg



Beneath Counter Mount



Mobile Cart



Under Cabinet Floor Mount



Wall Mount

Forest Packages

Chairs and Stools

Lights and Monitor Mounts

7000 Series

Delivery Systems

Simplified

Factory Options and Parts

General Information

Equipment Warranty

Radiance Operator

Imagine + Operator

Operator Mobile

Sterilization Centers

Orthodontic Cabinetry

Reception/Front Desk Cabinetry

Color Options

Cabinet Warranty

Compressors

Dry Vacuums

Tanks

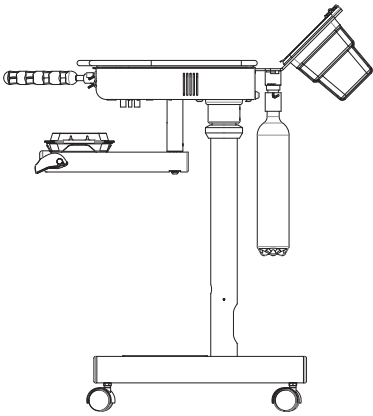
Wet Vacuums

Utility Room Accessories

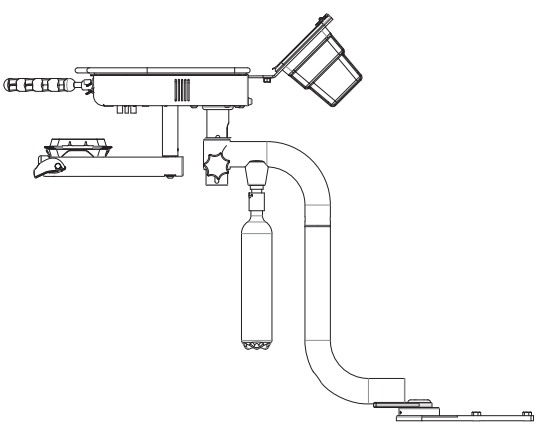
Utility Warranty



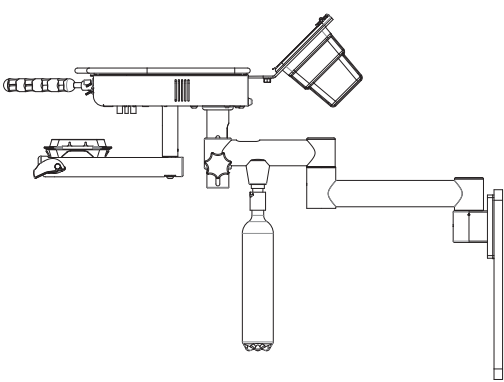
7021PRO Duo Swing Delivery System



**Model 7021PRO-MC**  
Mobile Cart Mount  
Part Number 7021PRO-MC



**Model 7021PRO-UC**  
Under Cabinet Floor Mount  
Part Number 7021PRO-UC



**Model 7021PRO-WM**  
Wall Mount  
Part Number 7021PRO-WM

Factory Options		Part No
<div><div>! Designer Friendly® Surface Treatments</div><div>STEP 1 SELECT POWDER COAT PAINT:<div><div><div><input type="radio"/> Arctic Silver</div><div><input type="radio"/> Copper</div><div><input type="radio"/> Pewter</div></div><div><div><input type="radio"/> Bronze</div><div><input type="radio"/> Forest Grey</div><div><input type="radio"/> Shadow</div></div><div><div><input type="radio"/> Charcoal</div><div><input type="radio"/> Midnight</div><div><input type="radio"/> White</div></div></div><div>STEP 2 SOLID WORK SURFACE COLORS:<div><div><div>Corian®</div><div><input type="radio"/> Antarctica</div></div><div><div>Wilsonart®:</div><div><div><input type="radio"/> Arctic Melange</div><div><input type="radio"/> Baja Melange</div></div></div><div><div>Meganite®:</div><div><div><input type="radio"/> Cinder Granite</div><div><input type="radio"/> Goldrush Gemstone</div><div><input type="radio"/> Moonstone</div><div><input type="radio"/> Platinum Granite</div><div><input type="radio"/> Rocky Road Granite</div><div><input type="radio"/> Silver Mist</div><div><input type="radio"/> Starry Starry Night</div></div></div></div></div></div></div>	DELIVERY SYSTEM	MODEL CHOICE
	Factory Installed STAR ETorque Electric System	STAR-ETORQUE
	Handpiece illumination system	
	One handpiece (5-hole), accommodates 1 add'l tubing	1700-021-CS
	Add'l handpiece illumination tubing (5-hole)	0017-615-CS
	One handpiece (6-pin), accommodates 1 add'l tubing	1700-019-CS
	Add'l handpiece illumination tubing (6-pin)	0017-603-CS
	! Ancillaries use existing handpiece position (tubing lengths may vary) (see page 71)	
	Write in selection here	
	Write in selection here	
	! Handpiece Bundle option (see pages 68-69)	
	Write in selection here	
	Additional handpiece position, wet	1100-189-CS
	Additional handpiece position, air drive only	1100-190-CS
	Additional standard autoclavable HVE with tubing, 5' & autoclavable oral dry cup	1400-113-CS
	Hands-Free HVE, see page 91, Write in selection here	
	Quick disconnect with flow control 1/4" (for water)	0016-454-CS
	Quick disconnect with flow control 3/8" (for air)	0016-456-CS
	! Procedure shelf	0010-864-CS
	! Keyboard tray	0010-862-CS
	! Stainless trash/CPU tray, H-frame (MC)	0010-863
	! Monitor mount assembly (monitor screen not included) base model requires purchase of 0010-864-CS	1300-025-CS
	! Swivel tray	1110-909-CS
	Large bin divider kit (white or black)	0010-860 / 0010-860-BLK
	Small bin divider kit (white or black)	0010-861 / 0010-861-BLK
	Sharps container kit (white or black)	0010-870 / 0010-870-BLK
	! Touchpad for 3900 chair (25 ft. Cable)	1700-081-1-CS
	Standard utility center housing & cover (BC/UC/WM)	1115-020
	In floor recessed utility center housing & cover	1115-305
	Additional umbilical (per foot)	1115-999-CS
	Routing valve kit with water shutoff & regulator/factory installation	1115-315-CS
	Universal mounting plate, 10" x 24" in lieu of 11" x 14 1/2" (BC)	0010-084-CS
	Δ Special color solid work surface (call for price and leadtime)	0023-856-SSV

Cabinet mounting configurations, see page 53

! Often overlooked  
Δ Lead time varies

Forest Packages

Chairs and Stools

Lights and Monitor Mounts

7000 Series

Delivery Systems

Simplified

Factory Options and Parts

General Information

Equipment Warranty

Radiance Operator

Imagine + Operator

Operator Mobile

Sterilization Centers

Orthodontic Cabinetry

Reception/Front Desk Cabinetry

Color Options

Cabinet Warranty

Compressors

Dry Vacuums

Tanks

Wet Vacuums

Utility Room Accessories

Utility Warranty

# Rear Mount Side Delivery Systems

## 7010 Duo Swing Delivery System

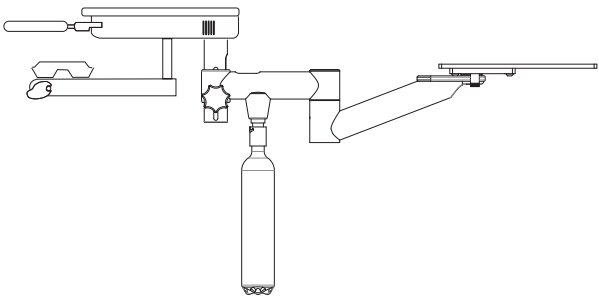


1110-185-CS and 1110-908-CS

Shown with optional storage organizer and swivel tray



Shown with optional handpiece lockouts 0010-748 and additional assistant's quad holder assembly 0024-156



Model 7010BC

Beneath Counter Mount

Part Number

7010BC

Universal heavy-duty mounting plate 11" x 14 1/2" included (mounts to under counter)

**Specify Cabinet Manufacturer**

## Standard Features

### Duo Swing Delivery System 7010

- Duo control
  - automatic control for three handpieces
  - 3-way air water syringe w/tubing, 4'
  - 4-hole handpiece tubing, 4'
  - pneumatic master control block w/diaphragm
  - master on/off
  - individual handpiece pressure adjustment
  - individual water coolant adjustment
  - non-retraction water coolant
  - air coolant adjustment
  - handpiece flush
  - handpiece exhaust canister/oil collector
  - self-contained clean water system w/quick disconnect, single bottle, 1 1/2 liter
  - wet/dry foot control
- Height adjustable work surface, 5" (BC/UC/WM)
- "Burr Buddy" tray holder and covered Zirc tray
- Pneumatic work surface easy lift/close mechanism
- Central vacuum accessory package
  - central vacuum canister w/disposable solids collector
  - 3-way air/water syringe w/tubing, 5'
  - autoclavable standard HVE lever valve w/tubing, 5'
  - autoclavable saliva ejector lever valve w/tubing, 5'
- Solid work surface, 19" x 24"
- Universal heavy duty mounting plate
  - 11" x 14 1/2", beneath counter (BC)
- Wall mount panel 16" x 18" (WM)
- Adjustable height frame (MC)
- Twin wheel hard floor casters (MC)
- Standard utility center housing and cover (MC)
- Air pressure regulator w/filter
- Master air shut-off valve
- Umbilical, 7'
- External umbilical, 6' (MC)




Beneath Counter Mount



Mobile Cart



Under Cabinet Floor Mount



Wall Mount

Mounting plate dimensions, see pages 102-105

Shipping weight estimate:  
7010BC, MC, UC, WM 130 lb / 59 kg



3486 Swing Delivery System



1110-179-CS and 1110-908-CS

Shown with optional storage organizer and swivel tray



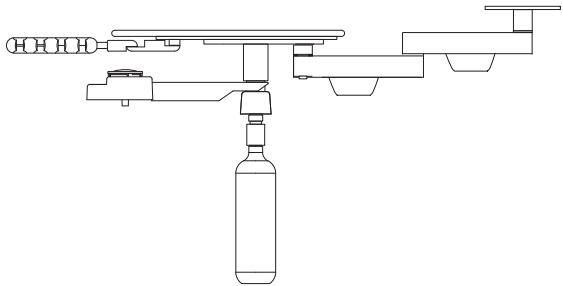
Model 3486BC

Beneath Counter Mount

Part Number

3486BC

Universal heavy-duty mounting plate 11" x 14 1/2" included (mounts to under counter)  
**Specify Cabinet Manufacturer**



Standard Features

Assistant's Swing Delivery System 3486 Series

- Central vacuum accessory package
  - arm-mounted central vacuum canister w/disposable solids collector
  - 3-way air/water syringe w/tubing, 5'
  - autoclavable standard HVE lever valve w/tubing, 5'
  - autoclavable saliva ejector lever valve w/tubing, 5'
  - self-contained clean water system w/quick disconnect, single bottle, 1 1/2 liter
- Assistant's quad holder assembly
- Solid work surface, 19" x 24"
- Beneath counter rigid arm assembly
  - w/heavy duty mounting plate, 11" x 14 1/2" (BC)
- Adjustable height frame (MC)
- Twin wheel hard floor casters (MC)
- Under cabinet floor mount delivery post (UC)
- Wall mount panel, 16" x 18" (WM)
- Standard utility center housing and cover (MC)
- Air pressure regulator w/filter
- Master shut-off valve
- Umbilical, 7'
- electrical outlet/UL (MC)

Note: Arms can be reversed on the beneath counter and wall mount to adjust work surface height.



Beneath Counter Mount



Mobile Cart



Under Cabinet Floor Mount

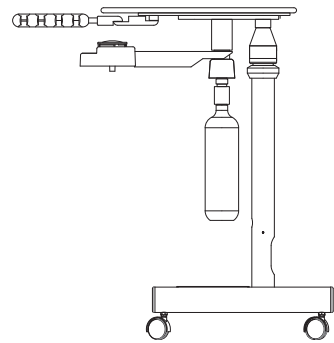


Wall Mount

Mounting plate dimensions, see pages 107-108  
Shipping weight estimate:  
3486 115 lb / 53 kg



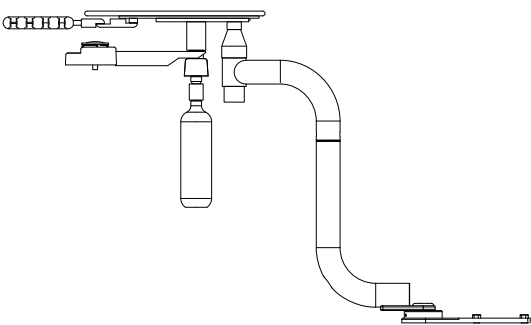
3486 Swing Delivery System



Model 3486MC

Mobile Cart Mount

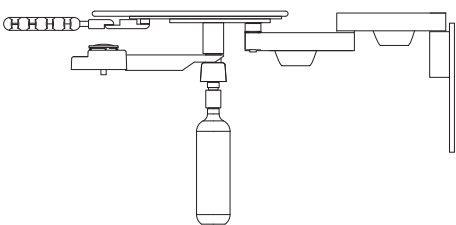
Part Number 3486MC



Model 3486UC

Under Cabinet Floor Mount

Part Number 3486UC



Model 3486WM

Wall Mount

Part Number 3486WM

Factory Options		Part No
<div>! Designer Friendly® Surface Treatments</div> <div>STEP 1 SELECT POWDER COAT PAINT: <div><input type="radio"/> Arctic Silver    <input type="radio"/> Bronze    <input type="radio"/> Charcoal</div><div><input type="radio"/> Copper    <input type="radio"/> Forest Grey    <input type="radio"/> Midnight</div><div><input type="radio"/> Pewter    <input type="radio"/> Shadow    <input type="radio"/> White</div></div> <div>STEP 2 SELECT UNIT PLASTIC FINISHES: <div><input type="radio"/> Forest Grey    <input type="radio"/> Greywood    <input type="radio"/> Laser Leather</div><div><input type="radio"/> Lemans    <input type="radio"/> White</div></div> <div>STEP 3 SOLID WORK SURFACE COLORS: Corian®    <input type="radio"/> Antarctica</div> <div>Wilsonart®:    <div><input type="radio"/> Arctic Melange <input type="radio"/> Baja Melange</div></div> <div>Meganite®:    <div><input type="radio"/> Cinder Granite <input type="radio"/> Goldrush Gemstone <input type="radio"/> Moonstone <input type="radio"/> Platinum Granite <input type="radio"/> Rocky Road Granite <input type="radio"/> Silver Mist <input type="radio"/> Starry Starry Night</div></div>	<b>DELIVERY SYSTEM</b>	<b>MODEL CHOICE</b>
	Additional standard autoclavable HVE with tubing, 5' & autoclavable oral dry cup	1400-113-CS
	Hands-Free HVE, see page 91, Write in selection here	
	Additional assistant's quad holder assembly	0024-149
	Quick disconnect with flow control 1/4" (for water)	0016-454-CS
	Quick disconnect with flow control 3/8" (for air)	0016-456-CS
	! Storage organizer with bins & frame	1110-179-CS
	! Swivel tray (requires purchase of 1110-179-CS)	1110-908-CS
	! Swivel tray (mounts without storage organizer)	1110-482-CS
	Monitor mount assembly (monitor screen not included) requires purchase of 1110-179-CS	1300-025-CS
	Touchpad for 3900 chair (25 ft. Cable)	1700-081-1-CS
	Standard utility center housing & cover (BC/UC/WM)	1115-020
	In floor recessed utility center housing & cover	1115-305
	Additional umbilical (per foot)	1115-999-CS
	Routing valve kit with water shutoff & regulator/factory installation	1115-315-CS
	Standard color laminate work surface in lieu of solid surface	0023-003-LAM
	Δ Special color solid or laminate work surface (call for price and leadtime)	0023-003-X/ 0023-003-SSV
	! Often overlooked	
	Δ Lead time varies	

Cabinet mounting configurations, see page 53

Forest Packages

Chairs and Stools

Lights and Monitor Mounts

7000 Series

Delivery Systems

Simplified

Factory Options and Parts

General Information

Equipment Warranty

Radiance Operator

Imagine + Operator

Operator Mobile

Sterilization Centers

Orthodontic Cabinetry

Reception/Front Desk Cabinetry

Color Options

Cabinet Warranty

Compressors

Dry Vacuums

Tanks


Wet Vacuums

Utility Room Accessories

Utility Warranty

Storage Organizer, Trays and Monitor Mount

Storage Organizer with Bins and Frame



Factory option model: 7010 1110-185-CS  
Factory option models: 2184BC/2186BC/3486 1110-179-CS

- Metal powder coated organizer frame
- Three storage bins with removable covers
- Storage dividers

Swivel Tray



Factory option models: 1110-908-CS  
2184BC/2186BC/3486/7010 requires purchase of 1110-179-CS or 1110-185-CS

- Inserts inside storage organizer tower
- Metal powder coated tray holder
- Plastic instrument tray

Swivel Tray with Left or Right Mounting Bracket



Factory option model: 7010 1110-079-CS  
Factory option models: 2184BC/2186BC/3486 1110-482-CS

- Metal powder coated organizer frame
- Three storage bins with removable covers
- Storage dividers

Swivel Tray with Left and Right Mounting Brackets



Factory option models: 1110-909-CS

- Metal powder coated tray holder towers and brackets
- Plastic instrument tray

PRO Series and 7010 third tray addition mounts with organizer

Monitor Mount



Factory option models: 1300-025-CS

- Inserts inside storage organizer or PRO Series procedure shelf tower
- Forest’s unique locking tilt mechanism with knob 1/2” pin

PRO Series 7021 requires purchase of 0010-864-CS  
7010 requires purchase of 1110-185-CS  
2184BC/2186BC/3486 requires purchase of 1110-179-CS

Monitor requirements (not included):  
12 volt with power supply  
Weight 8-1/4 to 13 lbs. max, width of 19"

Forest Packages

Chairs and Stools

Lights and Monitor Mounts

7000 Series

Delivery Systems

Simplified

Factory Options and Parts

General Information

Equipment Warranty

Radiance Operator

Imagine + Operator

Operator Mobile

Sterilization Centers

Orthodontic Cabinetry

Reception/Front Desk Cabinetry

Color Options

Cabinet Warranty

Compressors

Dry Vacuums

Tanks

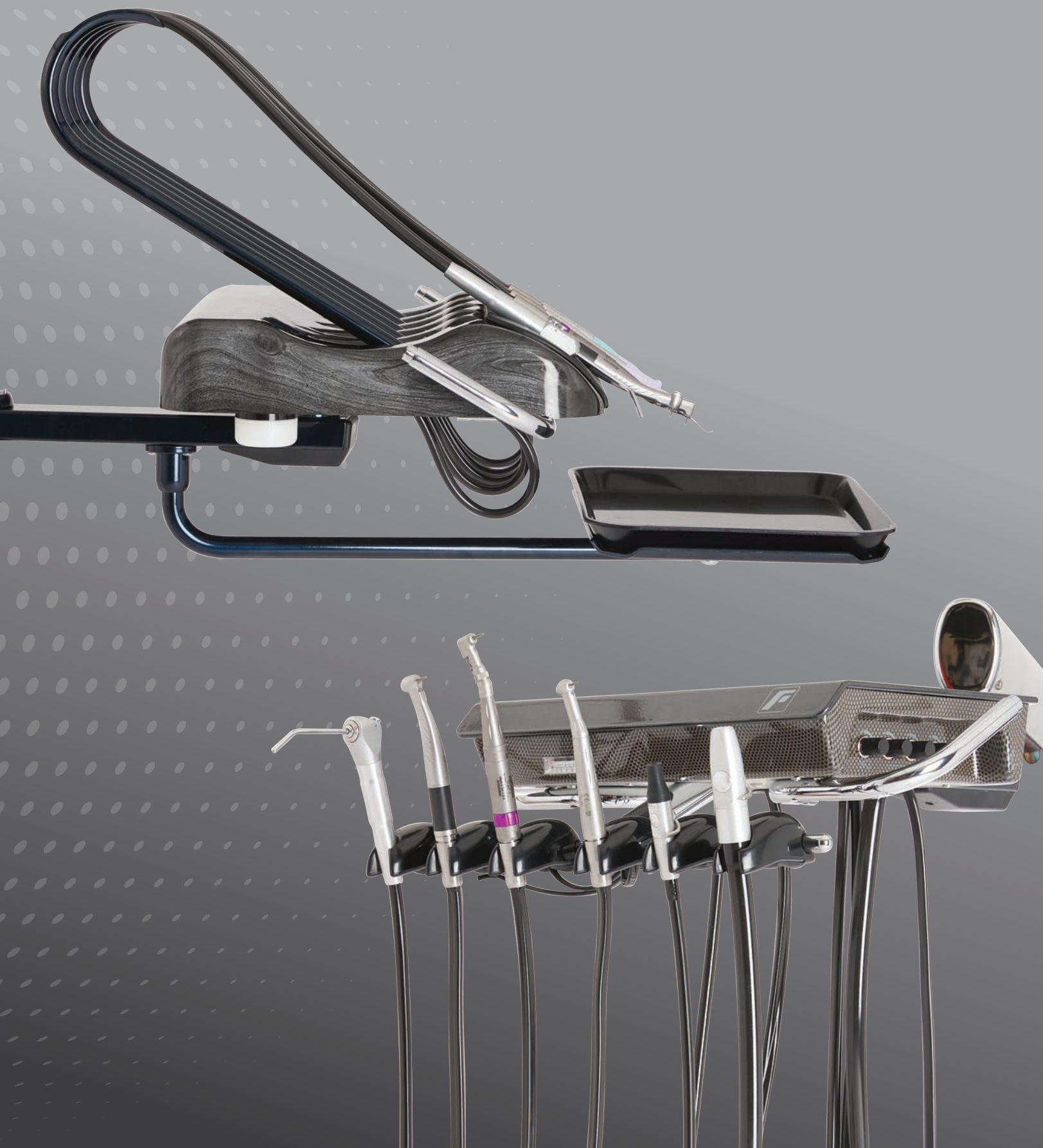
Wet Vacuums

Utility Room Accessories

Utility Warranty

# Forest

DELIVERY SYSTEMS



Forest  
Packages

Chairs  
and Stools

Lights and  
Monitor Mounts

7000  
Series

Delivery  
Systems

Simplified

Factory Options  
and Parts

General  
Information

Equipment  
Warranty

Radiance  
Operator

Imagine +  
Operator

Operator  
Mobile

Sterilization  
Centers

Orthodontic  
Cabinetry

Reception/Front  
Desk Cabinetry

Color Options

Cabinet  
Warranty

Compressors


Dry Vacuums

Tanks

Wet Vacuums

Utility Room  
Accessories

Utility  
Warranty



STANDARD IC

- Material:

Benefit:
- aluminum hinged lid 1/8" ABS plastic chassis with durable DR acrylic protective coating  
hinge allows quick access to controls and ancillary devices / lid and chassis are resistant to UV, impact and compatible surface cleaners / aluminum lid is strong and lightweight
- Material:

Benefit:
- electro-less nickel plated brass air and water Ts, routing valves, pneumatic control and distribution blocks  
20 year limited warranty on all parts "under the hood" (on all control heads); refer to page 107 for warranty details  
trouble-free handpiece operation
- Material:

Benefit:
- handpiece holder bar with glass-filled nylon injection molded handpiece holders  
allows for up to four handpiece positions, a syringe and ancillary touchpad at your desired angle and spacing
- Material:

Benefit:
- hinged aluminum control head lid  
available in nine two-coat powder coat paint colors
- Material:

Benefit:
- plastic chassis  
available in three carbon fiber look and two solid color finishes

EURO

- Material:

Benefit:
- whip arms rotate on nylon wheels with aluminum and brass components  
feather-touch whip movement / ultralight handpiece feel / long, trouble free life
- Material:

Benefit:
- control head swivels at its center point  
240-degrees of control head rotation allows for beside-or over- the-patient placement
- Material:

Benefit:
- forward mounted aluminum whip arm system  
allows for greater reach of handpiece and syringe expanding control head placement options.
- Material:

Benefit:
- plastic control head lid  
available in three carbon fiber looks and two solid color finishes
- Feature:

Benefit:
- autoclavable silicone handpiece pad available in black and white  
blends with Designer Friendly® choices

Forest Packages
Chairs and Stools
Lights and Monitor Mounts
7000 Series
Delivery Systems
Simplified
Factory Options and Parts
General Information
Equipment Warranty
Radiance Operator
Imagine + Operator
Operator Mobile
Sterilization Centers
Orthodontic Cabinetry
Reception/Front Desk Cabinetry
Color Options
Cabinet Warranty
Compressors
Dry Vacuums
Tanks
Wet Vacuums
Utility Room Accessories
Utility Warranty



Standard IC Delivery Unit

Standard IC

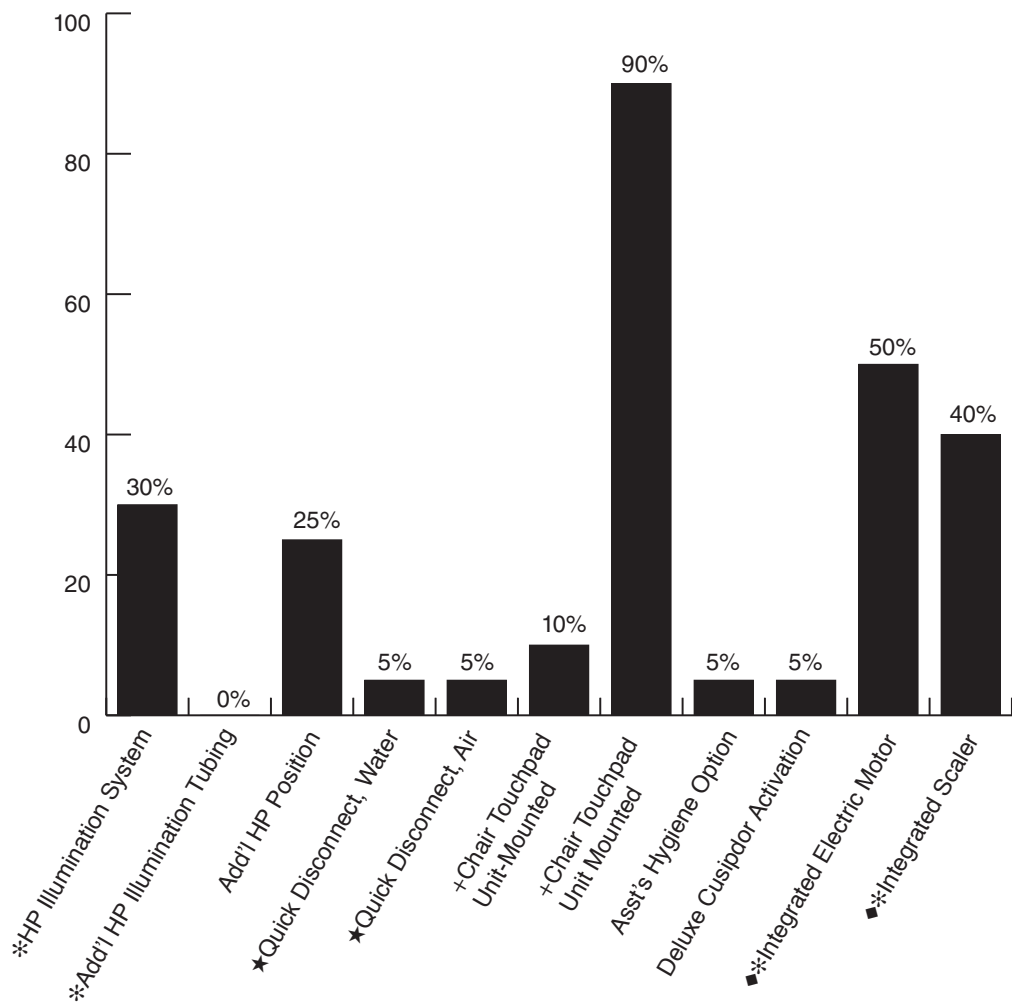
Please use graph below to determine number of ancillaries and options possible for the Standard IC.



Standard Features

- Automatic control for three handpieces
- 3-way air/water syringe with tubing, 5'
- 4-hole handpiece tubing, 5'
- pneumatic master control block with diaphragm master on/off
- individual handpiece pressure adjustment
- individual water coolant adjustment
- non-retraction water coolant
- air/water coolant adjustment
- handpiece flush
- handpiece exhaust canister/oil collector
- handle brake release function

% Standard IC Control Head Space Absorbed per Option



**Please note:**  
**If your ancillary and option choices exceed 100%, please call customer service for additional information.**  
\* Uses existing handpiece position  
★ Standard on SE and SI deliveries  
+ 3900 Chair touchpad cable standard on PI and SI deliveries  
◆ Two or more may require purchase of 0010-310 ancillary shelf (see page 72)

Euro Delivery Unit

Euro

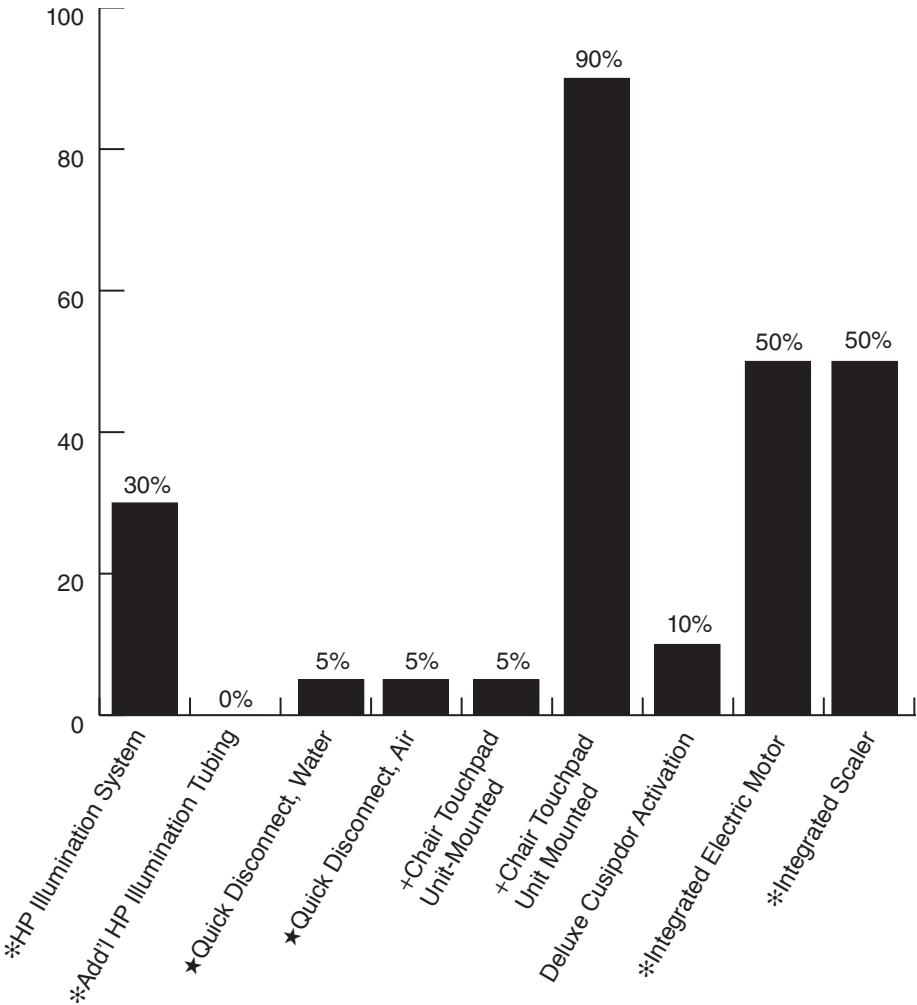
Please use graph below to determine number of ancillaries and options possible for the Euro.



Standard Features

- Automatic control for four handpieces
- 3-way air/water syringe with tubing, 3'
- 4-hole handpiece tubing, 3'
- pneumatic master control block with diaphragm
- master on/off
- individual handpiece pressure adjustment
- individual water coolant adjustment
- non-retraction water coolant
- air/water coolant adjustment
- handpiece flush
- handpiece exhaust canister/oil collector
- dual handle brake release function
- swivel instrument tray

% Euro Control Head Space Absorbed per Option



Please note:

If your ancillary and option choices exceed 100%, please call customer service for additional information.

- \* Uses existing handpiece position
- ★ Standard on SE and SI deliveries
- + 3900 Chair touchpad cable standard on PI and SI deliveries

Forest Packages

Chairs and Stools

Lights and Monitor Mounts

7000 Series

Delivery Systems

Simplified

Factory Options and Parts

General Information

Equipment Warranty

Radiance Operator

Imagine + Operator

Operator Mobile

Sterilization Centers

Orthodontic Cabinetry

Reception/Front Desk Cabinetry

Color Options

Cabinet Warranty

Compressors

Dry Vacuums

Tanks

Wet Vacuums

Utility Room Accessories

Utility Warranty

Fusion Delivery Unit

Fusion

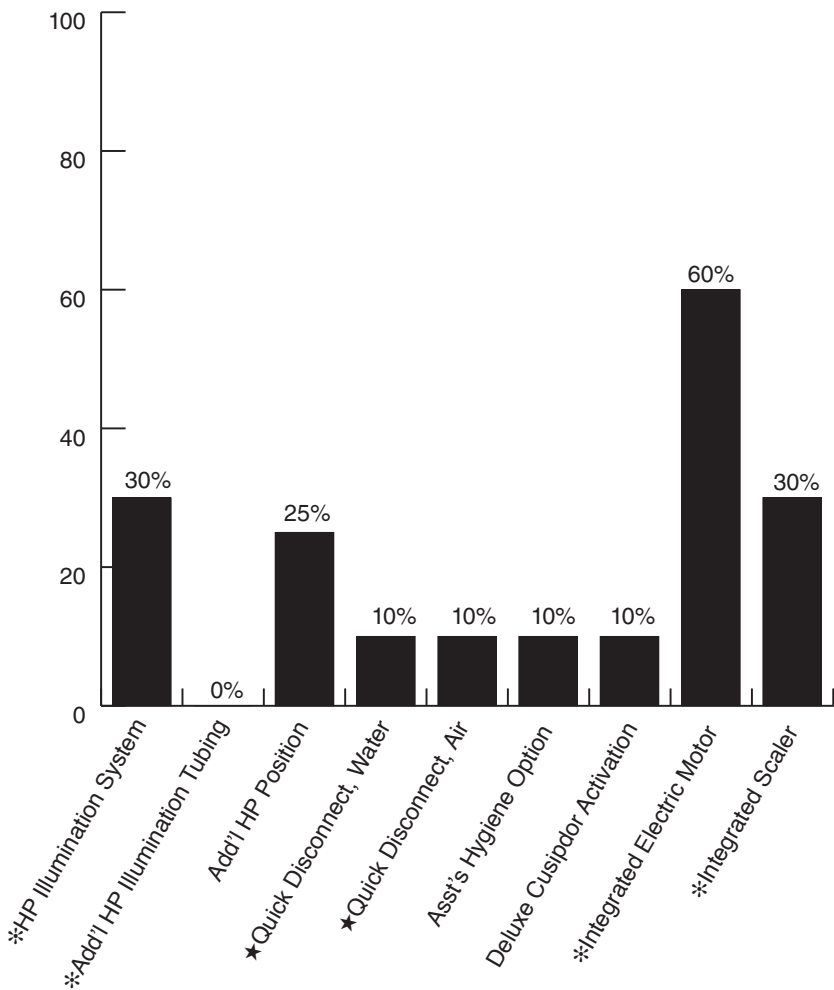
Please use graph below to determine number of ancillaries and options possible for the delivery system.



Standard Features

- Automatic control for three handpieces
- 3-way air/water syringe w/tubing, 5'
- 4-hole handpiece tubing, 5'
- pneumatic master control block w/diaphragm
- master on/off
- individual handpiece pressure adjustment
- individual water coolant adjustment
- non-retraction water coolant
- air coolant adjustment
- handpiece flush
- handpiece exhaust canister/oil collector
- handle brake release function

% Control Head Space Absorbed per Option



**Please note:**  
**If your ancillary and option choices exceed 100%, please call customer service for additional information.**  
\* Uses existing handpiece position  
★ Standard on SI deliveries

Forest Packages

Chairs and Stools

Lights and Monitor Mounts

7000 Series

Delivery Systems

Simplified

Factory Options and Parts

General Information

Equipment Warranty

Radiance Operator

Imagine + Operator

Operator Mobile

Sterilization Centers

Orthodontic Cabinetry

Reception/Front Desk Cabinetry

Color Options

Cabinet Warranty

Compressors

Dry Vacuums

Tanks

Wet Vacuums

Utility Room Accessories

Utility Warranty

# Handpiece Bundles

## Save time and money with handpiece bundles

Our Star® handpiece bundles make it easy to be set up for success. Each bundle package is designed to complete a new operator setup with easy ordering and tremendous savings.

Bundle Packages		Bundle Details	Part No	Quantity
<b>Star 500 fiber optic Bundle</b>		Star 500 Elite LubeFree, fiber optic	266040	3
Part Number	268925	Star 500 Swivel, fiber optic	266064	1
<b>430 Torque fiber optic Bundle</b>		430SWL Torque LubeFree, fiber optic	265890	3
Part Number	268927	LED Plug 'N Play Swivel	265646	1
<b>430 Series fiber optic Bundle</b>		430SWL Satin LubeFree, fiber optic	268840	3
Part Number	268928	LED Plug 'N Play Swivel	265646	1
<b>430K Series fiber optic Bundle</b>		430K LubeFree, fiber optic	262052	3
Part Number	268929			

Star fiber optic bundles require 6-pin tubing configuration and fiber optic light source  
All other fiber optic bundles require fiber optic light source

NOTES:  
Cannot be combined with other Star promotions or discounts.  
\*Savings calculated off the total retail price for the individual items in each package.

Forest Packages

Chairs and Stools

Lights and Monitor Mounts

7000 Series

Delivery Systems

Simplified

Factory Options and Parts

General Information

Equipment Warranty

Radiance Operator

Imagine + Operator

Operator Mobile

Sterilization Centers

Orthodontic Cabinetry

Reception/Front Desk Cabinetry

Color Options

Cabinet Warranty

Compressors

Dry Vacuums

Tanks

Wet Vacuums

Utility Room Accessories

Utility Warranty




Bundle Packages		Bundle Details		Part No	Quantity
<b>Star Titan® Low-Speed Bundle</b>		Star Titan 20K Motor		266271	1
Part Number	268934	Titan 3 Motor To Angle Adaptor		264073	3
		Titan LubeFree Auto Latch Angle		264146	3
		Titan 3 Straight Nose Cone		257506	1
		Titan 4-Line Swivel		260144	1
<b>Titan 3 Low-Speed Bundle</b>		Titan 3 20K Motor		262262	1
Part Number	268930	Titan 3 Motor to Angle Adaptor		264073	3
		Titan LubeFree Auto Latch Angle		264146	3
		Titan 3 Straight Nose Cone		257506	1
		Titan 4-Line Swivel		260144	1
<b>Star 500 non-fiber optic Bundle</b>		Star 500 Elite LubeFree, non-fiber optic		266041	3
Part Number	268931	Star 500 Swivel, non-fiber optic		266065	1
<b>430 Torque non-fiber optic Bundle</b>		430SW Torque LubeFree		265891	3
Part Number	268932	LED Plug ‘N Play Swivel		265646	1
<b>430 Series non-fiber optic Bundle</b>		430SW Satin LubeFree		268841	3
Part Number	268933	LED Plug ‘N Play Swivel		265646	1

Star fiber optic bundles require 6-pin tubing configuration and fiber optic light source  
All other fiber optic bundles require fiber optic light source

NOTES:  
Cannot be combined with other Star promotions or discounts.  
\*Savings calculated off the total retail price for the individual items in each package.

Forest Packages
Chairs and Stools
Lights and Monitor Mounts
7000 Series
Delivery Systems
Simplified
Factory Options and Parts
General Information
Equipment Warranty
Radiance Operatory
Imagine + Operatory
Operatory Mobile
Sterilization Centers
Orthodontic Cabinetry
Reception/Front Desk Cabinetry
Color Options
Cabinet Warranty
Compressors
Dry Vacuums
Tanks
Wet Vacuums
Utility Room Accessories
Utility Warranty

Star ETorque™ Electric System




Factory Option

STAR-ETORQUE

Quiet and powerful, with a brushless motor reaching up to 200,000 rpm, this electric system can perform all procedures. It has a user-friendly display module that can be customized as needed and has a fully autoclavable motor. Handpiece attachments not included in price.

To order StarETorque and accessories, see the Star handpiece catalog.

Star® Titan® Blis-sonic™ Scaler



Blis-sonic SW

Blis-sonic K

To order Titan Blis-sonic scalers and accessories, see the Star handpiece catalog.

Blis-sonic SW Scaler  
(Includes 4 line swivel, Star PN 261547)

STAR-BLIS-SW

Blis-sonic K Scaler (Fixed Backed)

STAR-BLIS-K

Universal scaler tip

- Use for all Surfaces, medium and heavy calculus

Sickle scaler tip

- Recommended for sensitive patients
- Less energetic than the Universal Tip
- Less suitable for deep root scaling

Perio scaler tip

- Recommended for lingual supragingival scaling of mandibular incisors and deep local pockets
- Provides same energy as Universal Tip

Satelec SP



Factory option

SATELEC-S

Factory option

SATELEC-S-LED

- Uses existing handpiece position
- Satelec SP Newtron LED lit Piezo Ultrasonic Scaler w/power supply
- Color coding system ensures proper tip and power setting
- Three tips: #1, #10Z, H3 (Intro Scaling Kit)
- Tips available for periodontics, endodontics, scaling, restorative, and cavity preparation
- Cruise Control® automatically adjusts frequency amplitude
- On/off controlled by rheostat
- First ever autoclavable LED lit handpiece – 100,000 LUX
- Newtron technology means power, control and reliability
- Satelec warranty 1 year / tips 30 days from date of purchase
- Please call 800-289-6367 for warranty and technical support of the Scaler

Forest Packages

Chairs and Stools

Lights and Monitor Mounts

7000 Series

Delivery Systems

Simplified

Factory Options and Parts

General Information

Equipment Warranty

Radiance Operator

Imagine + Operator

Operator Mobile

Sterilization Centers

Orthodontic Cabinetry

Reception/Front Desk Cabinetry

Color Options

Cabinet Warranty

Compressors

Dry Vacuums

Tanks

Wet Vacuums

Utility Room Accessories

Utility Warranty

Ancillary Products

Cavitron Scaler



Factory option

CAVITRON

- Uses existing handpiece position Dentsply Cavitron Magnetostrictive Ultrasonic scaler
- Blue Zone® for patient comfort
- SPS® (Sustained Performance System)  
constant balance between scaling efficiency and patient comfort
- Handpiece w/330 degree swivel and lavage control (reduces cord drag)
- Autoclavable Steri-mate® (infection control)
- PowerLINE 1000 30K insert
- Frequency 30 kHz
- Cavitron warranty 2 years from date of purchase
- Please call 800-289-6367 for warranty and technical support of the Scaler

HP Illumination System, 5 Hole with NEW integrated LED bulb

HP Illumination System, 6 Pin



Factory option

1700-021-CS

Factory option

1700-019-CS

- Uses existing handpiece position
- Dual channel outputs individually adjustable from 2.5VDC to 4.0VDC
- Accommodates one additional handpiece tubing
- Illumination delay (adjustable between 0-15 seconds) can be set individually for 2 HP
- Automatic activation of HP illumination w/the dental unit foot control
- Simple installation into any new or existing dental unit
- Indicator LEDs confirms correct operation of the control module
- Powers all brands of optic handpieces and air-motors
- ISO standard handpiece terminal with stainless steel nut
- Handpiece tubing, (4' to 5' installed)
- Power transformer, output 24VAC, 1.05 Amps
- Installation hardware and instructions

HP Illumination Tubing, 5 Hole with NEW integrated LED bulb



Factory option

0017-615-CS

- Used to replace power optic handpiece tubing
- ISO standard power optic handpiece terminal with stainless steel nut
- Handpiece tubing, (4' to 5' factory installed)

HP Illumination Tubing, 6 Pin



Factory option

0017-603-CS

- Used to replace power optic handpiece tubing
- ISO standard power optic handpiece terminal with stainless steel adapter and nut
- Handpiece tubing, (4' to 5' factory installed)

Forest Packages

Chairs and Stools

Lights and Monitor Mounts

7000 Series

Delivery Systems

Simplified

Factory Options and Parts

General Information

Equipment Warranty

Radiance Operator

Imagine + Operator

Operator Mobile

Sterilization Centers

Orthodontic Cabinetry

Reception/Front Desk Cabinetry

Color Options

Cabinet Warranty

Compressors

Dry Vacuums

Tanks

Wet Vacuums

Utility Room Accessories

Utility Warranty

Ancillary Products

Chair Control, Touchpad, Unit-Mounted



Factory option 3914-998-CS

- 4 programmable preset positions

Additional Chair Control, Touchpad, Unit-Mounted (3900/3800)

Factory option 3914-999-CS

Assistant’s Hygiene Instrumentation



Factory option 1408-CS

- Canister with 1/2” drain
- Mounting bracket
- Drain tubing
- Autoclavable standard HVE w/tubing, 5’
- Autoclavable saliva ejector w/tubing, 5’
- Standard vacuum holder
- Universal holder
- Installed on Standard IC and Value control heads (not available on Euro)

Ancillary Shelf



Factory option 0010-310

- Accommodates additional ancillary products
- Designed for easy access to installed devices
- Powder coated aluminum
- Installed on Standard IC control head only

Forest Packages

Chairs and Stools

Lights and Monitor Mounts

7000 Series

Delivery Systems

Simplified

Factory Options and Parts

General Information

Equipment Warranty

Radiance Operator

Imagine + Operator

Operator Mobile

Sterilization Centers

Orthodontic Cabinetry

Reception/Front Desk Cabinetry

Color Options

Cabinet Warranty

Compressors

Dry Vacuums

Tanks

Wet Vacuums

Utility Room Accessories

Utility Warranty



# Forest

SIMPLIFIED



- Forest Packages
- Chairs and Stools
- Lights and Monitor Mounts
- 7000 Series
- Delivery Systems
- Simplified
- Factory Options and Parts
- General Information
- Equipment Warranty
- Radiance Operator
- Imagine + Operator
- Operator Mobile
- Sterilization Centers
- Orthodontic Cabinetry
- Reception/Front Desk Cabinetry
- Color Options
- Cabinet Warranty
- Compressors
- Dry Vacuums
- Tanks
- Wet Vacuums
- Utility Room Accessories
- Utility Warranty

Forest Packages
Chairs and Stools
Lights and Monitor Mounts
7000 Series
Delivery Systems
<b>Simplified</b>
Factory Options and Parts
General Information
Equipment Warranty
Radiance Operator
Imagine + Operator
Operator Mobile
Sterilization Centers
Orthodontic Cabinetry
Reception/Front Desk Cabinetry
Color Options
Cabinet Warranty
Compressors
Dry Vacuums
Tanks
Wet Vacuums
Utility Room Accessories
Utility Warranty

*ORDERING EQUIPMENT MADE EASY*

*SIMPLIFIED*

Too many options can sometimes be overwhelming. That's why this select product offering has just two color choices. That will make upgrading a treatment room or matching existing equipment easy.



Forest Packages
Chairs and Stools
Lights and Monitor Mounts
7000 Series
Delivery Systems
<b>Simplified</b>
Factory Options and Parts
General Information
Equipment Warranty
Radiance Operator
Imagine + Operator
Operator Mobile
Sterilization Centers
Orthodontic Cabinetry
Reception/Front Desk Cabinetry
Color Options
Cabinet Warranty
Compressors
Dry Vacuums
Tanks
Wet Vacuums
Utility Room Accessories
Utility Warranty

# Ordering Forest Equipment Made Easy

# Simplified

Too many options can sometimes be overwhelming. That’s why this select product offering has just two color choices. You can make upgrading a treatment room or matching existing equipment easy.

Fixed Mount with Sidebox, External Umbilical

Choose Your Control Head



Fusion Control Head

Pnuematic 3 HP Syringe

Part Number 4295SE



Standard IC Control Head

Pnuematic 3 HP Syringe

Part Number 4485SE



Euro Control Head

Pnuematic 4 HP Syringe

Part Number 4987SE

Delivery Systems can be mounted on any 2" fixed post mount brand of chair

Optional Equipment Choose One:

○ 1577  
Cuspidor, Deluxe  
(Sidebox comes with delivery)



○ 1679  
Cuspidor, Basic  
(Sidebox comes with delivery)



○ 9083  
Light, Halogen  
○ 1110-900  
Light Post



○ 9078  
Light, LED  
○ 1110-900  
Light Post



○ 9073  
Light, LED  
○ 1110-900  
Light Post



Forest Packages

Chairs and Stools

Lights and Monitor Mounts

7000 Series

Delivery Systems

Simplified

Factory Options and Parts

General Information

Equipment Warranty

Radiance Operator

Imagine + Operator

Operator Mobile

Sterilization Centers

Orthodontic Cabinetry

Reception/Front Desk Cabinetry

Color Options

Cabinet Warranty

Compressors

Dry Vacuums

Tanks

Wet Vacuums

Utility Room Accessories

Utility Warranty



Standard Features	Factory Options	Part No	Forest Packages
<b>Delivery System</b> <b>Choice of Control Head</b> Automatic control for handpieces 3-way air/water syringe with tubing, 5' (Euro tubing 3') 4-hole handpiece tubing, 5' (Euro tubing 3') pneumatic master control block w/diaphragm master on/off individual handpiece pressure adjustment individual water coolant adjustment non-retraction water coolant air coolant adjustment handpiece flush handpiece exhaust canister/oil collector single handle brake release function dual handle brake release function (Euro) swivel instrument tray (Euro) wet/dry foot control - Shadow powder coat standard Flexible control arm with pneumatic brake vertical travel 28" / horizontal travel 62" Sidebox with self-contained clean water system w/ quick disconnect, single bottle, 1 1/2 liter electrical outlet/UL Water quick disconnect 1/4" w/flow control Air quick disconnect 3/8" w/flow control Toggle valve for city/bottle water routing Telescoping arm with swivel quad holder bar Central vacuum accessory package central vacuum canister with disposable solids collector 3-way air/water syringe w/tubing, 5' autoclavable standard HVE lever valve w/tubing, 5' autoclavable saliva ejector lever valve w/tubing, 5' External umbilical, 5' Deluxe utility center air pressure regulator w/filter master air shut-off valve ! Chair adapter sold separately	<b>DELIVERY SYSTEM</b> Factory Installed STAR ETorque Electric System Handpiece illumination system One handpiece (5-hole), accommodates 1 add'l tubing Add'l handpiece illumination tubing (5-hole) One handpiece (6-pin), accommodates 1 add'l tubing Add'l handpiece illumination tubing (6-pin) ! Ancillaries use existing handpiece position (see page 71) Write in selection here _____ Write in selection here _____ ! Handpiece Bundle option (see pages 68-69) Write in selection here _____ Additional handpiece position, wet (4485) Additional handpiece position, air drive only (4485) Swivel tray, arm-mounted (over control head) Less sidebox telescoping arm and assistant's instrumentation Chrome accents Additional autoclavable standard HVE with tubing, 5' & autoclavable oral dry cup Hands-Free HVE, see page 91, Write in selection here _____ Additional umbilical (maximum 9 feet) (per foot) 3800/3900 chair fixed 2" post mount chair adapter Δ non 3800/3900 2" post mount chair adapter, fixed (Only sold with unit) (specify chair make and model; non-cancellable/non-returnable)	<b>MODEL CHOICE</b> * STAR-ETORQUE 1700-021-CS 0017-615-CS 1700-019-CS 0017-603-CS 1100-189-CS 1100-190-CS 1110-468 1400-000-CS 9000-998-CS 1400-113-CS 1115-999-CS 1115-195 1115-099-CA  <b>CUSPIDOR</b> , (sold only with delivery) <b>DELUXE</b> <input type="radio"/> <b>1577</b> <b>OR BASIC</b> <input type="radio"/> <b>1679</b> Deluxe cuspidor unit mount activation (1577) <b>LIGHT, HALOGEN</b> (mounting options, see page 45) <input type="radio"/> <b>9083</b> <b>OR LED</b> <input type="radio"/> <b>9078</b> <b>OR LED</b> <input type="radio"/> <b>9073</b> •! Light post (specify light make/model) Light post, 44" (Forest) Light post, 44" (Pelton & Crane) <b>MONITOR MOUNT ASSEMBLY</b> (monitor screen not included) (see page 49) Ring mount (used with light post) Top post mount (used with monitor post) • Monitor post (for top post mount)  • Choose only one post when sold with unit ! Often overlooked Δ Lead time varies	Chairs and Stools Lights and Monitor Mounts 7000 Series Delivery Systems Simplified Factory Options and Parts General Information Equipment Warranty Radiance Operator Imagine + Operator Operator Mobile Sterilization Centers Orthodontic Cabinetry Reception/Front Desk Cabinetry Color Options Cabinet Warranty Compressors Dry Vacuums Tanks Wet Vacuums Utility Room Accessories Utility Warranty
<b>Deluxe Cuspidor 1577</b> One-piece ceramic bowl with touch lever water activator Automatic cup fill Timed bowl rinse			
<b>Basic Cuspidor 1679</b> Removable ceramic bowl Manual cup fill Timed bowl rinse			
<b>Equipment dimensions, see page 96</b> Shipping weight estimate: 4295SE & 4485SE Delivery Units 105 lb / 48 kg 4987SE Delivery Unit 110 lb / 50 kg			
	!	Simplified Surface Treatments	
	<b>4295SE AVAILABLE IN FOREST GREY ONLY</b>  <b>UNIT PLASTIC FINISHES:</b> <input type="radio"/> Forest Grey <input type="radio"/> White  <b>POWDER COAT PAINT FINISHES:</b> <input type="radio"/> Forest Grey <input type="radio"/> White		

Fixed Mount without Sidebox, External Umbilical

Choose Your Control Head



Fusion Control Head

Pnuematic 3 HP Syringe

Part Number 4295FE



Standard IC Control Head

Pnuematic 3 HP Syringe

Part Number 4485FE



Euro Control Head

Pnuematic 4 HP Syringe

Part Number 4987FE

Delivery Systems can be mounted on any 2" fixed post mount brand of chair



Optional Equipment Choose One:

○ 1075FE Assistant's Telescoping Arm with Instrumentation



○ 1636FE Cuspidor, Basic



○ 1637FE Cuspidor, Basic with Assistant's Instrumentation



○ 9083 Light, Halogen



○ 1110-820 Light Post

○ 9078 Light, LED



○ 1110-820 Light Post

○ 9073 Light, LED



○ 1110-820 Light Post

79

Fixed Chair Post Mount, External Umbilical



Model 1636

Part Number 1636



Model 1637

Part Number 1637



Model 1075

Part Number 1075

Standard Features

Cuspidor, Basic 1636

- Gravity drain cuspidor w/swing away arm
- timed bowl rinse
- manual cup fill
- removable ceramic bowl
- Post mount adapter, 2"
- External umbilical, 5'

! Does not include post or chair adapter

Cuspidor, Basic 1637

- Same as 1636 above, w/additional features:
- Individual assistant’s instrumentation holders
- Central vacuum accessory package
  - central vacuum canister w/disposable solids collector
- 3-way air/water syringe w/tubing, 5'
- autoclavable standard HVE lever valve w/tubing, 5'
- autoclavable saliva ejector lever valve w/tubing, 5'

! Does not include post or chair adapter

Post Mount Vacuum Telescoping Arm 1075

- Post mount adapter, 2"
- Central vacuum accessory package
  - post mounted central vacuum canister w/disposable solids collector
- 3-way air/water syringe w/tubing, 5'
- autoclavable standard HVE lever valve w/tubing, 5'
- autoclavable saliva ejector lever valve w/tubing, 5'
- External umbilical, 8'

! Does not include post or chair adapter

Factory Options

CUSPIDOR, BASIC

- Additional autoclavable standard HVE with tubing, 5' & autoclavable oral dry cup (1637) 1400-113-CS
- Hands-Free HVE, see page 91, Write in selection here
- Quick disconnect with flow control, 1/4" (specify air or water) 0016-455-CS
- ! Self-contained clean water system with quick disconnect 1700-310-CS
- Standard utility center housing & cover 1115-020
- Standard utility center 1115-001
- Additional umbilical (per foot) 1115-999-CS

! MOUNTING POSTS 2" diameter:

- Control post with cap, 18" 1110-487
- ! LIGHT POSTS: 44" 2" diameter
  - Forest model 1110-794
  - Pelton & Crane 1110-785

ASSISTANT’S INSTRUMENTATION

- Additional standard autoclavable HVE with tubing, 5' & autoclavable oral dry cup 1400-113-CS
- ! Self-contained clean water system with quick disconnect 1700-323-CS
- Assistant’s air shut-off & regulator utility center w/o housing & cover 1115-008
- Standard utility center housing & cover 1115-020
- Additional umbilical (per foot) 1115-998-CS

► Standard utility center includes: housing, cover, air & water pressure regulator with filter, master air and water shut-off valves.

! Often overlooked

**⚠ WARNING:** Isolated water sources (as opposed to city water hook-up) are highly recommended to allow full control of the source and quality of water circulating through the syringe and cuspidor water lines. If you do not have a water quality protocol, the optional self-contained water system allows you to isolate this product from the municipal water supply, however, it requires monitoring, maintenance and disinfection of the water lines, reservoir water bottle and source water.

! Simplified Surface Treatments

- UNIT PLASTIC FINISHES:
  - ☐ Forest Grey
  - ☐ White
- POWDER COAT PAINT FINISHES:
  - ☐ Forest Grey
  - ☐ White

Equipment dimensions, see page 96

Shipping weight estimate:

- 1636 17 lb / 8 kg
- 1637 20 lb / 9 kg
- 1075 15 lb / 7 kg



Rear Beneath Shelf or Work Surface Mount



Model 1284 - Mounts under floating work surface

Shown with optional Clean Water System 1700-312 not included in price Assistant’s Utilities 1115-008 sold separately

Part Number 1284

Model 1286 - Mounts beneath shelf

Optional Clean Water System 1700-312 and Assistant’s Utilities 1115-008 sold separately

Part Number 1286

Standard Features	Factory Options	Part No
<b>Horizontal Assistant’s Delivery System 1284/1286</b> Central vacuum accessory package, swing mount arm-mounted central vacuum canister w/disposable solids collector 3-way air/water syringe w/tubing, 5’ autoclavable standard HVE lever valve w/ tubing, 5’ autoclavable saliva ejector lever valve w/ tubing, 5’ Horizontal surface mount Link assembly, arm to plate (1286) External umbilical, 7’	<b>DELIVERY SYSTEM</b> Additional autoclavable standard HVE with tubing, 5’ & autoclavable oral dry cup Hands-free HVE, see page 91, Write in selection here Slide mount, 7 5/8” extension (1284) ! Standard utility center housing & cover ! Self-contained clean water system with quick disconnect, single bottle ! Assistant’s air shut-off & regulator utility center w/o housing & cover  ! Often overlooked	<b>MODEL CHOICE</b>        1400-113-CS  1700-142 1115-020 1700-312 1115-008

**⚠ WARNING:** Isolated water sources (as opposed to city water hook-up) are highly recommended to allow full control of the source and quality of water circulating through the syringe and cuspidor water lines. If you do not have a water quality protocol, the optional self-contained water system allows you to isolate this product from the municipal water supply, however, it requires monitoring, maintenance and disinfection of the water lines, reservoir water bottle and source water.

! Simplified Surface Treatments

Mounting plate dimensions, see page 99  
Shipping weight estimate:  
1284 12 lb / 5 kg  
1286 14 lb / 6 kg

- UNIT PLASTIC FINISHES:

☐ Forest Grey
- POWDER COAT PAINT FINISHES:

☐ Forest Grey

Forest Packages

Chairs and Stools

Lights and Monitor Mounts

7000 Series

Delivery Systems

Simplified

Factory Options and Parts

General Information

Equipment Warranty

Radiance Operator

Imagine + Operator

Operator Mobile

Sterilization Centers

Orthodontic Cabinetry

Reception/Front Desk Cabinetry

Color Options

Cabinet Warranty

Compressors

Dry Vacuums

Tanks

Wet Vacuums

Utility Room Accessories

Utility Warranty

Side Cabinet & Wall Mount



Model 3235

12" Rigid Arm Cabinet Mount

Part Number 3235



Model 3230

22" Rigid Arm Wall Mount

Part Number 3230

Standard Features	Factory Options	Part No
<b>Doctor Standard IC Delivery System 3235/3230</b> Standard IC control head automatic control for three handpieces 3-way air/water syringe w/tubing, 5' 4-hole handpiece tubing, 5' pneumatic master control block w/diaphragm master on/off individual handpiece pressure adjustment individual water coolant adjustment non-retraction water coolant air coolant adjustment handpiece flush handpiece exhaust canister/oil collector single handle brake release function self-contained clean water system w/quick disconnect, single bottle, 1 1/2 liter wet/dry foot control - Shadow powder coat standard Flexible control arm w/pneumatic brake (3235) cabinet vertical mount 12" rigid arm & 18" flex arm Flexible control arm w/pneumatic brake (3230) wall vertical mount 22" rigid arm & 18" flex arm External umbilical, 5' Standard utility center housing and cover (3230) Air pressure regulator w/filter Master air shut-off valve	<b>DELIVERY SYSTEM</b> Factory Installed STAR ETorque Electric System	STAR-ETORQUE
	Handpiece Illumination System	
	One handpiece (5-hole), accommodates	
	1 add'l tubing	1700-021-CS
	Add'l handpiece illumination tubing (5-hole)	0017-615-CS
	One handpiece (6-pin), accommodates	
	1 add'l tubing	1700-019-CS
	Add'l handpiece illumination tubing (6-pin)	0017-603-CS
	Assistant's hygiene instrumentation (control head mount)	1408-CS
	Quick disconnect with flow control, 1/4" (specify air or water)	0016-455-CS
	Swivel tray, arm-mounted (over control head)	1110-468
	Standard utility center housing & cover (3235)	1115-020
	Additional umbilical (per foot)	1115-999-CS
	Routing valve kit with water shutoff & regulator/factory installation	1115-315-CS
	Wall mount panel, 16" x 18"	1110-586-CS
	! Often overlooked	

Simplified Surface Treatments

Mounting plate dimensions, see page 109  
Shipping weight estimate:  
3235, 3230 50 lb / 23 kg

- UNIT PLASTIC FINISHES:

☐ Forest Grey
- POWDER COAT PAINT FINISHES:

☐ Forest Grey

Forest Packages

Chairs and Stools

Lights and Monitor Mounts

7000 Series

Delivery Systems

Simplified

Factory Options and Parts

General Information

Equipment Warranty

Radiance Operator

Imagine + Operator

Operator Mobile

Sterilization Centers

Orthodontic Cabinetry

Reception/Front Desk Cabinetry

Color Options

Cabinet Warranty

Compressors

Dry Vacuums

Tanks

Wet Vacuums

Utility Room Accessories

Utility Warranty

Rear or Side Beneath Counter Mount



Model 2400

Beneath Counter Mount with swivel included  
Countertop/work surface not included

Part Number 2400



Optional Beneath Counter Slide 1700-140



Optional Folding Arm Assembly 1110-115-CS  
(Not available with STAR-ETORQUE option)

Standard Features

Doctor Standard IC Delivery System 2400

- Beneath counter swivel mount (work surface not included)
- Standard IC control head
  - automatic control for three handpieces
  - 3-way air/water syringe w/tubing, 5'
  - 4-hole handpiece tubing, 5'
  - pneumatic master control block w/diaphragm master on/off
  - individual handpiece pressure adjustment
  - individual water coolant adjustment
  - non-retraction water coolant
  - air coolant adjustment
  - handpiece flush
  - handpiece exhaust canister/oil collector
  - self-contained clean water system w/quick disconnect, single bottle, 1 1/2 liter
- wet/dry foot control - Shadow powder coat standard
- External braided umbilical, 7'
- Air pressure regulator w/ filter
- Master air shut-off valve

Factory Options

DELIVERY SYSTEM

- Factory Installed STAR ETorque Electric System
- Handpiece Illumination System
  - One handpiece (5-hole), accommodates 1 add'l tubing
  - Add'l handpiece illumination tubing (5-hole)
  - One handpiece (6-pin), accommodates 1 add'l tubing
  - Add'l handpiece illumination tubing (6-pin)
- Assistant's hygiene instrumentation (control head mount)
- Quick disconnect with flow control, 1/4" (specify air or water)
- Slide mount with swivel, 7 5/8" extension
- Folding arm assembly, 8" x 12" with wall mount
- Standard utility center housing & cover
- Routing valve kit with water shutoff & regulator/factory installation

MODEL CHOICE

Part No

- STAR-ETORQUE
- 1700-021-CS
- 0017-615-CS
- 1700-019-CS
- 0017-603-CS
- 1408-CS
- 0016-455-CS
- 1700-140
- 1110-115-CS
- 1115-020
- 1115-315-CS

! Often overlooked

Mounting plate dimensions, see page 109  
Shipping weight estimate:  
2400 28 lb / 13kg

UNIT PLASTIC FINISHES:

○ Forest Grey

POWDER COAT PAINT FINISHES:

○ Forest Grey

Simplified Surface Treatments





Rear Beneath Counter Mount



Panel Mount is recessed in cabinet separate from duo articulating instrument delivery 2184BC.



Model 2184BC

Universal Heavy-Duty Mounting Plate 11" x 14 1/2" included (mounts to under counter)  
Specify cabinet manufacturer

Part Number 2184BC



Model 2186BC

Universal Heavy-Duty Mounting Plate 11" x 14 1/2" included (mounts to under counter)  
Specify cabinet manufacturer

Part Number 2186BC

Standard Features	Factory Options	Part No
<b>Duo Delivery System 2184BC/2186BC</b> Automatic panel control for three handpieces 3-way air/water syringe w/tubing, 5' 4-hole handpiece tubing, 5' pneumatic master control block w/diaphragm master on/off individual handpiece pressure adjustment individual water coolant adjustment non-retraction water coolant air coolant adjustment handpiece flush wet/dry foot control - Shadow powder coat standard Central vacuum accessory package, swing mount arm-mounted central vacuum canister w/disposable solids collector 3-way air/water syringe w/tubing, 5' autoclavable standard HVE lever valve w/tubing, 5' autoclavable saliva ejector lever valve w/tubing, 5' Articulating left/right instrument positioning Self-contained clean water system w/quick disconnect, single bottle, 1 1/2 liter Solid work surface, 19" x 24" ► Beneath counter rigid arm assembly w/heavy duty mounting plate, 11" x 14 1/2" External umbilical, 7' Air pressure regulator w/filter Master air shut-off valve	<b>DELIVERY SYSTEM</b> Factory Installed STAR ETorque Electric System Handpiece Illumination System One handpiece (5-hole), accommodates 1 add'l tubing Add'l handpiece illumination tubing (5-hole) One handpiece (6-pin), accommodates 1 add'l tubing Add'l handpiece illumination tubing (6-pin) Additional standard autoclavable HVE position with tubing, 5' & autoclavable oral dry cup Hands-Free HVE, see page 91, Write in selection here Quick disconnect with flow control 1/4" (for water) Quick disconnect with flow control 3/8" (for air) Storage organizer with bins & frame Swivel tray (requires purchase of 1110-179-CS) Swivel tray (mounts without storage organizer) Monitor mount assembly (monitor screen not included) (requires purchase of 1110-179-CS) Touchpad for 3900 chair (25 ft. Cable) Standard utility center housing & cover Routing valve kit with water shutoff & regulator/factory installation Standard laminate work surface in lieu of solid surface Special color laminate or solid work surface upgrade Δ (call for price and leadtime)	<b>MODEL CHOICE</b> STAR-ETORQUE 1700-021-CS 0017-615-CS 1700-019-CS 0017-603-CS 1400-113-CS 0016-454-CS 0016-456-CS 1110-179-CS 1110-908-CS 1110-482-CS 1300-025-CS 1700-081-1-CS 1115-020 1115-315-CS 0023-003-SS-LAM 0023-003-X / 0023-003-SSV

! Often overlooked  
Δ Lead time varies

Simplified Surface Treatments

- UNIT PLASTIC FINISHES:  
POWDER COAT PAINT FINISHES:
- ☐ Forest Grey  
☐ Forest Grey
- SOLID WORK SURFACE:
- CORIAN®: ☐ Antarctica
- WILSONART®: ☐ Arctic Melange ☐ Baja Melange
- MEGANITE®: ☐ Cinder Granite ☐ Goldrush Gemstone ☐ Moonstone ☐ Platinum Granite  
☐ Rocky Road Granite ☐ Silver Mist ☐ Starry Starry Night



► Beneath Counter Mount

Mounting plate dimensions, see pages 108  
Panel cut-out, see page 108  
Shipping weight estimate:  
2184BC 85 lb / 36 kg  
2186BC 85 lb / 36 kg

Panel Mounts



Model 2500

Part Number 2500

Optional Assistant's Hygiene Instrumentation 1408-CS

Model 2520

Part Number 2520

Standard Features	Factory Options	Part No
<b>Doctor Control 2500</b> Automatic control for three handpieces 3-way air/water syringe w/tubing, 7' 4-hole handpiece tubing, 7' pneumatic master control block w/diaphragm master on/off individual handpiece pressure adjustment individual water coolant adjustment non-retraction water coolant air coolant adjustment self-contained clean water system w/quick disconnect, single bottle, 1 1/2 liter wet/dry foot control - Shadow powder coat standard Remote mount holder assembly w/control tubing, 6' External umbilical, 6' Air pressure regulator w/filter Master air shut-off valve	<b>DELIVERY SYSTEM</b> Handpiece Illumination System One handpiece (5-hole), accommodates 1 add'l tubing Add'l handpiece illumination tubing (5-hole) One handpiece (6-pin), accommodates 1 add'l tubing Add'l handpiece illumination tubing (6-pin) Standard utility center housing & cover Assistant's hygiene instrumentation with extended 10 1/2" holder bar (Drain Tubing 12') standard autoclavable HVE, saliva ejector with 2 holders and canister ! Quick disconnect for air or water - dealer installed (see page 94) ! Routing valve kit for city water - dealer installed (see page 94)  ! Often overlooked	<b>MODEL CHOICE</b> 1700-021-CS 0017-615-CS 1700-019-CS 0017-603-CS 1115-020 1408-CS
<b>Doctor Control 2520</b> Automatic control for two handpieces 3-way air/water syringe w/tubing, 7' 4-hole handpiece tubing, 7' pneumatic master control block w/diaphragm master on/off individual handpiece pressure adjustment non-retraction water coolant air coolant adjustment self-contained clean water system w/quick disconnect, single bottle, 1 1/2 liter wet/dry foot control - Shadow powder coat standard Remote mount holder assembly w/control tubing, 6' External umbilical, 6' Air pressure regulator w/filter Master air shut-off valve		

Wall/cabinet cut-out dimensions, see page 107  
Shipping weight estimate:  
2500 18 lb / 8 kg  
2520 15 lb / 7 kg

**UNIT PLASTIC FINISHES:** ☐ Forest Grey  
**POWDER COAT PAINT FINISHES:** ☐ Forest Grey

Simplified Surface Treatments

Forest Packages
Chairs and Stools
Lights and Monitor Mounts
7000 Series
Delivery Systems
Simplified
Factory Options and Parts
General Information
Equipment Warranty
Radiance Operator
Imagine + Operator
Operator Mobile
Sterilization Centers
Orthodontic Cabinetry
Reception/Front Desk Cabinetry
Color Options
Cabinet Warranty
Compressors
Dry Vacuums
Tanks
Wet Vacuums
Utility Room Accessories
Utility Warranty

Rear or Side Mount Compact Controls



Model MT600

Work surface not included

Part Number MT600

Model MT610

Work surface not included

Part Number MT610

Standard Features		Factory Options	Part No
<b>Doctor Control with 3 HP</b>		<b>DELIVERY SYSTEM</b>	<b>MODEL CHOICE</b>
Top Shelf Mount	MT600TS	Handpiece Illumination System	
Beneath Shelf Mount w/Swivel	MT600BS	One handpiece (5-hole), accommodates 1 add'l tubing	1700-021-CS
<b>Doctor Control with 2 HP</b>		Add'l handpiece illumination tubing (5-hole)	0017-615-CS
Top Shelf Mount	MT610TS	One handpiece (6-pin), accommodates 1 add'l tubing	1700-019-CS
Beneath Shelf Mount w/Swivel	MT610BS	Add'l handpiece illumination tubing (6-pin)	0017-603-CS
<b>All Units Include the Following Features:</b>		Slide mount with swivel, 7 5/8" extension (order BS)	1700-140
Automatic control for three handpieces (MT600), or		Folding arm assembly, 8" x 12" with wall mount (order TS)	1110-115-CS
Automatic control for two handpieces (MT610)		Standard utility center housing & cover	1115-020
3-way air/water syringe w/tubing, 4'		Assistant's hygiene instrumentation with extended 10 1/2" holder bar (Drain Tubing 12') standard autoclavable HVE, saliva ejector with 2 holders & canister	1408-CS
4-hole handpiece tubing, 4'		! Quick disconnect for air or water - dealer installed (see page 94)	
pneumatic master control block w/diaphragm master on/off		! Routing valve kit for city water - dealer installed (see page 94)	
individual handpiece pressure adjustment			
non-retraction water coolant			
air coolant adjustment			
self-contained clean water system w/quick disconnect, single bottle, 1 1/2 liter		! Often overlooked	
wet/dry foot control - Shadow powder coat standard			
External umbilical, 12'			
Air pressure regulator w/filter			
Master air shut-off valve			

Mounting plate dimensions, see page 109  
Shipping weight estimate:  
MT600, MT610 20 lb / 10 kg

! Simplified Surface Treatments

UNIT PLASTIC FINISHES:

☐ Forest Grey

POWDER COAT PAINT FINISHES:

☐ Forest Grey

Forest Packages
Chairs and Stools
Lights and Monitor Mounts
7000 Series
Delivery Systems
Simplified
Factory Options and Parts
General Information
Equipment Warranty
Radiance Operator
Imagine + Operator
Operator Mobile
Sterilization Centers
Orthodontic Cabinetry
Reception/Front Desk Cabinetry
Color Options
Cabinet Warranty
Compressors
Dry Vacuums
Tanks
Wet Vacuums
Utility Room Accessories
Utility Warranty

Mobile Carts



Model 5350

Part Number 5350



Shown with optional swivel tray, arm mounted 1110-731



Model 5355

Part Number 5355

Standard Features	Factory Options	Part No
<b>Doctor Standard IC Cart 5350</b> Standard IC Control Head automatic control for three handpieces 3-way air/water syringe w/tubing, 4' 4-hole handpiece tubing, 4' pneumatic master control block w/diaphragm master on/off individual handpiece pressure adjustment individual water coolant adjustment non-retraction water coolant air coolant adjustment handpiece flush handpiece exhaust canister/oil collector self-contained clean water system w/quick disconnect, single bottle 1 1/2 liter wet/dry foot control - Shadow powder coat standard Adjustable height frame Twin wheel hard floor casters External 7' umbilical Standard utility center housing and cover Air pressure regulator w/filter Master air shut-off valve	<b>DELIVERY SYSTEM</b> Factory Installed STAR ETorque Electric System Handpiece Illumination System One handpiece (5-hole), accommodates 1 add'l tubing Add'l handpiece illumination tubing (5-hole) One handpiece (6-pin), accommodates 1 add'l tubing Add'l handpiece illumination tubing (6-pin) Additional standard autoclavable HVE with tubing, 5' & autoclavable oral dry cup (5355) Hands-Free HVE, see page 91, Write in selection here Quick disconnect with flow control, 1/4" (specify air or water) Swivel tray, arm-mounted Foot control support shelf, clamps to 2" base Additional umbilical (per foot) Routing valve kit with water shutoff & regulator/factory installation	STAR-ETORQUE  1700-021-CS 0017-615-CS 1700-019-CS 0017-603-CS 1400-113-CS  0016-455-CS 1110-731 0023-665 1115-999-CS 1115-315-CS
<b>Duo Standard IC Cart 5355</b> Same as above, w/additional features: Central vacuum canister w/disposable solids collector autoclavable standard HVE lever valve w/tubing, 5' autoclavable saliva ejector lever valve w/tubing, 5'	! Often overlooked	

Equipment dimensions, see page 110  
Shipping weight estimate:  
5350 50 lb / 23 kg  
5355 55 lb / 25 kg

! Simplified Surface Treatments

UNIT PLASTIC FINISHES:

☐ Forest Grey

POWDER COAT PAINT FINISHES:

☐ Forest Grey

Forest Packages

Chairs and Stools

Lights and Monitor Mounts

7000 Series

Delivery Systems

Simplified

Factory Options and Parts

General Information

Equipment Warranty

Radiance Operator

Imagine + Operator

Operator Mobile

Sterilization Centers

Orthodontic Cabinetry

Reception/Front Desk Cabinetry

Color Options

Cabinet Warranty

Compressors

Dry Vacuums

Tanks

Wet Vacuums

Utility Room Accessories

Utility Warranty



Standard Chair Adapters - for 2” Post

3900/3800 fixed accommodates external umbilical	1115-195
---	----------

Monitor Posts - 2” Diameter with Oilite Bushing

(used with 1300TPM)

30” with dual slot, fixed sidebox mount	1331-998
30” with slot & post clamp, fixed mount	1331-997

Light Posts - 2” with Light Bushing

35” fixed (includes post clamp)	
Forest	1110-820
Pelton & Crane	1110-822
44” fixed	
Forest	1110-794
Pelton & Crane	1110-785
44” fixed with slot (for monitor cord)	
Forest	1110-050
44” fixed with slot (sidebox access)	
Forest	1110-900
Pelton & Crane	1110-890
44” fixed with dual slot (for monitor cord & sidebox access)	
Forest	1110-170

Forest Packages

Chairs and Stools

Lights and Monitor Mounts

7000 Series

Delivery Systems

Simplified

Factory Options and Parts

General Information

Equipment Warranty

Radiance Operator

Imagine + Operator

Operator Mobile

Sterilization Centers

Orthodontic Cabinetry

Reception/Front Desk Cabinetry

Color Options

Cabinet Warranty

Compressors

Dry Vacuums

Tanks

Wet Vacuums

Utility Room Accessories

Utility Warranty



250 Watt (Universal Power Supply)

Used when two or more ancillary devices are ordered with a Forest Operator Light (excluding the 3900 soft-touch massager power source)

- Provides power for MULTIPLE electrical accessories such as: fiber-optics operator lights, scalers, curing lights, and electric micro motors
- Size: 7.5" - 5.5" - 2.5". Easily fits in all Forest floor boxes
- Quick disconnect connectors for all of Forest ancillary products
- Available in both 230 volt and 110 volt
- Auto-resettable Klixon switch: inbuilt over current and over temperature protection, eliminating the need for manually changing fuses or circuit breakers

Please note: built in air-electric switch, power source turns on/off w/pilot air only



Handpiece Illumination System, 5 hole with NEW integrated LED bulb

Factory option 1700-021-CS

Handpiece Illumination System, 6 Pin

Factory option 1700-019-CS

- Dual channel outputs individually adjustable from 2.5VDC to 4.0VDC
- Accommodates one additional handpiece tubing
- Illumination delay (adjustable between 0-15 seconds) can be set individually for two handpieces
- Automatic activation of handpiece illumination w/the dental unit foot control
- Simple installation into any new or existing dental unit
- Indicator LED's confirms correct operation of the control module
- Powers all brands of optic handpieces and air-motors
- ISO standard handpiece terminal w/stainless steel nut
- Handpiece tubing, 7' long (4' to 5' installed)
- Power transformer, output 24VAC, 1.05 Amps
- Installation hardware and instructions



Handpiece Illumination Tubing, 5 hole with NEW integrated LED bulb

Factory option 0017-615-CS

Used to replace power optic handpiece tubing

- ISO standard power optic handpiece terminal w/stainless steel nut
- Handpiece tubing, 7' (4' to 7' factory installed)



Handpiece Illumination Tubing, 6 pin

Factory option 0017-603-CS

Used to replace power optic handpiece tubing

- ISO standard power optic handpiece terminal w/stainless steel adapter and nut
- Handpiece tubing, 7' (4' to 7' factory installed)



Standard Deluxe Air/Water Syringe with Quick-release Tip

Factory option	1109-010
with Sheathed Tubing Assembly, 5'	
Sterling	1107-755
Shadow	1107-755-SH
Black	1107-755-BLK

Straight deluxe Air/Water Syringe with Quick-release Tip

Factory option	1109-025
with Sheathed Tubing Assembly, 4'	
Sterling	1109-585-STG
Shadow	1109-585-SHW
Black	1109-585-BLK

Standard Deluxe One Button Syringe with Quick-release Tip

Factory option	1109-035
with Sheathed Tubing Assembly, 5'	
Sterling	1109-485-STG
Shadow	1109-485-SHW
Black	1109-485-BLK



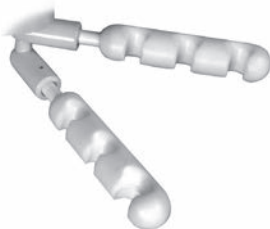
Additional HVE with Tubing 5' and Autoclavable Oral Dry Cup

Factory option	1400-113-CS
• Standard vacuum valve	
Oral dry cup only	1400-010



Hands-Free HVE Chair-Mounted Flexible HVE Holder w/ HVE and 6' Tubing

Factory options	
White Holder Arm w/Sterling HVE Tubing	1400-279-STG
White Holder Arm w/Grey HVE Tubing	1400-279-GRY
Black Holder Arm w/Shadow HVE Tubing	1400-279-SHW
Black Holder Arm w/Black HVE Tubing	1400-279-BLK
Oral dry cup (pictured above)	1400-010



Dual Articulating Quad Holder Assembly

Factory option	0024-227-CS
4 standard, 4 universal, White	0024-227
4 standard, 4 universal, Forest Grey	0024-227-G
4 standard, 4 universal, Designer Friendly® (specify color)	0024-227-C
8 universal, White	0024-224
8 universal, Forest Grey	0024-224-G
8 universal, Designer Friendly (specify color)	0024-224-C



Support Shelf

Factory option	0023-665
Forest Grey	0023-665-G

- Provides adequate support for use of foot control while allowing cart mobility.

Forest Packages

Chairs and Stools

Lights and Monitor Mounts

7000 Series

Delivery Systems

Simplified

Factory Options and Parts

General Information

Equipment Warranty

Radiance Operator

Imagine + Operator

Operator Mobile

Sterilization Centers

Orthodontic Cabinetry

Reception/Front Desk Cabinetry

Color Options

Cabinet Warranty

Compressors

Dry Vacuums

Tanks

Wet Vacuums

Utility Room Accessories

Utility Warranty



Contoured Utility Center Housing and Cover

Factory option	3900-101
Forest Grey	3900-101-G
Shadow	3900-101-SH
Designer Friendly® (specify color)	3900-101-C

Complete Contoured Utility Center

Factory option	3900-102
Forest Grey	3900-102-G
Shadow	3900-102-SH
Designer Friendly (specify color)	3900-102-C
<ul style="list-style-type: none"><li>Air and water pressure regulator w/filter</li><li>Master air and water shut-off valves</li></ul>	



Deluxe Utility Center Housing and Cover

Forest Grey	1115-007-G
Shadow	1115-007-SH
Black	1115-007-BLK
White	1115-007-WH

- Rear umbilical access

Forest Grey	1115-009-G
Shadow	1115-009-SH
Black	1115-009-BLK
White	1115-009-WH

- Right umbilical access

Complete Deluxe Utility Center

Forest Grey	1115-005-G
Shadow	1115-005-SH
Black	1115-005-BLK
White	1115-005-WH

- Rear umbilical access
- Air and water pressure regulator w/filter
- Master air and water shut-off valves



Standard Utility Center Housing and Cover

Factory option	1115-020
Forest Grey	1115-020-G
Designer Friendly (specify color)	1115-020-C

Complete Standard Utility Center

Factory option	1115-001
Forest Grey	1115-001-G
Designer Friendly (specify color)	1115-001-C

- Air and water pressure regulator w/ filter
- Master air and water shut-off valves



Recessed utility center housing and cover

1115-305

Forest Packages

Chairs and Stools

Lights and Monitor Mounts

7000 Series

Delivery Systems

Simplified

Factory Options and Parts

General Information

Equipment Warranty

Radiance Operator

Imagine + Operator

Operator Mobile

Sterilization Centers

Orthodontic Cabinetry

Reception/Front Desk Cabinetry

Color Options

Cabinet Warranty

Compressors

Dry Vacuums

Tanks

Wet Vacuums

Utility Room Accessories

Utility Warranty





**Tray Holder Assembly, Use with 1095/1295  
Rear Pivot Assistant's Instrumentation**

Factory option	1110-680
Forest Grey	1110-680-G
Designer Friendly® (specify color)	1110-680-C
Includes:	
• Pivoting powder coated tray holder, 9 3/4" x 13 1/2"	
• Clamp assembly adapts to 1 1/2" horizontal or vertical post	



Swivel Bracket

**Slide with Swivel 7 5/8" Extension,  
use w/1284, 2184, 2400, MT's**

Factory option (2400/MT's)	1700-140
Forest Grey (2400/MT's)	1700-140-G
Factory option (1284, 2184) (Does not include swivel bracket)	1700-142



**Folding Arm Assembly, use with 2400, MT's**

Factory option	1110-115-CS
Forest Grey	1110-115-G
Includes:	
• 8" folding arm with 1/2" pin and umbilical retainer	
• 4" x 4" wall mounting plate which accepts 1/2" pin	
• 12" folding arm with 1/2" pin and umbilical retainer	
• Control mount with 1/2" pin	



**Universal Heavy Duty Mounting Plate**

10" x 24" beneath counter	0010-084-BLK
11" x 14 1/2" beneath counter	0010-086-BLK
10" x 24" in lieu of 11" x 14 1/2"	0010-084-CS



**26" Rigid with 24" Flexible Arm In Lieu of Top Post Mount**

Factory option	1110-771-RM
----------------	-------------

**22" Rigid with 18" Flexible Arm In Lieu of Top Post Mount**

Factory option	1110-536-RM
----------------	-------------

**26" Rigid With 18" Flexible Arm In Lieu Of Top Post Mount**

Factory option	1110-537-RM
• Designed for use with 2" diameter post.	



**Floating Work Surface Arm Assembly, 20"**

Forest Grey	0023-815-G
Designer Friendly (specify color)	0023-815-C

Forest  
Packages

Chairs  
and Stools

Lights and  
Monitor Mounts

7000  
Series

Delivery  
Systems

Simplified

Factory Options  
and Parts

General  
Information

Equipment  
Warranty

Radiance  
Operator

Imagine +  
Operator

Operator  
Mobile

Sterilization  
Centers

Orthodontic  
Cabinetry

Reception/Front  
Desk Cabinetry

Color Options

Cabinet  
Warranty

Compressors

Dry Vacuums

Tanks

Wet Vacuums

Utility Room  
Accessories

Utility  
Warranty



Flow Control

Quick Disconnects

<b>1/4" Female and Male QD with Flow Control</b>	
Factory Installed	0016-454-CS
<b>1/4" Female QD with flow control, black/grey/shadow/white</b>	
Dealer Installed	0016-454-BLK /-G /-SH /-WH
<b>1/4" Female and Male QD With Flow Control, Arm and Control Head Mount</b>	
Factory Installed	0016-455-CS
<b>1/4" Female QD with Flow Control, Arm and Control Head Mount, Black /Grey</b>	
Dealer Installed	0016-455-BLK /-G
<b>3/8" Female and Male QD With Flow Control, Factory Installed</b>	
Factory Installed	0016-456-CS
<b>3/8" Female QD with Flow Control, Black /Grey/Shadow/White</b>	
Dealer Installed	0016-456-BLK /-G /-SH /-WH



Water Shut-Off and Regulator

Routing Valve Kits

— Check with Local Authorities About Installation Requirements	
Factory installed with water shut-off and regulator	1115-315-CS
Factory installed without water shut-off and regulator	1115-316-CS
<b>Dealer Installed Includes:</b>	
<b>Toggle Valve/Bracket/Tubing/Water Shut-Off/Regulator</b>	
black / grey / shadow / white	1115-310-BLK / -G / -SH / -WH
<b>Dealer Installed Includes: Toggle Valve, Bracket, And Tubing</b>	
black / grey / shadow / white	1115-312-BLK / -G / -SH / -WH



High Density Bottle

1 1/2" liter with quick disconnect adapter	1100-431
1 1/2" liter with quick disconnect upgrade kit	1100-423
For use with clean water system	
• Opaque bottle	
• High Density Polyethylene (HDPE)	

Forest Packages

Chairs and Stools

Lights and Monitor Mounts

7000 Series

Delivery Systems

Simplified

Factory Options and Parts

General Information

Equipment Warranty

Radiance Operator

Imagine + Operator

Operator Mobile

Sterilization Centers

Orthodontic Cabinetry

Reception/Front Desk Cabinetry

Color Options

Cabinet Warranty

Compressors

Dry Vacuums

Tanks

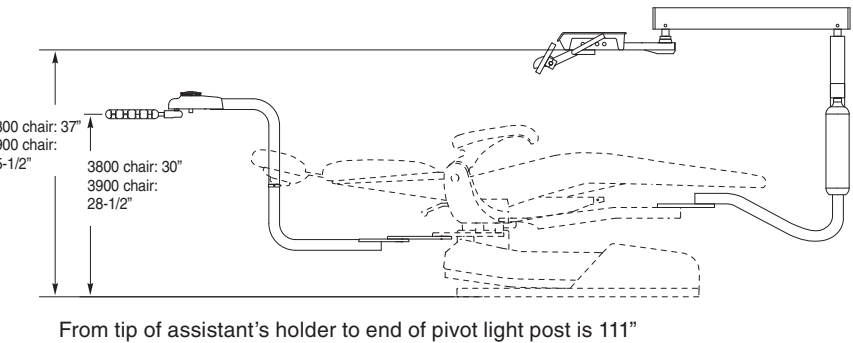
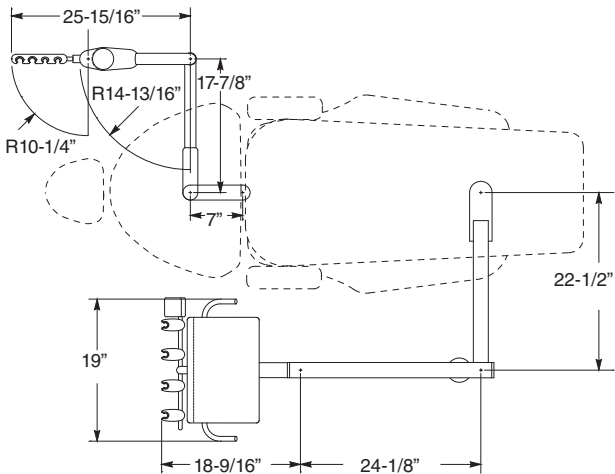
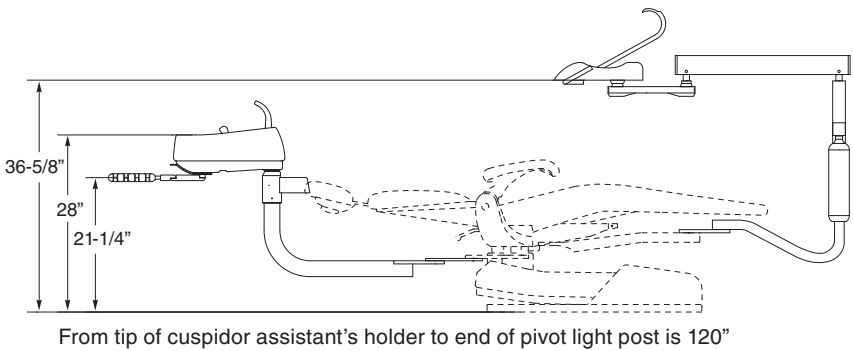
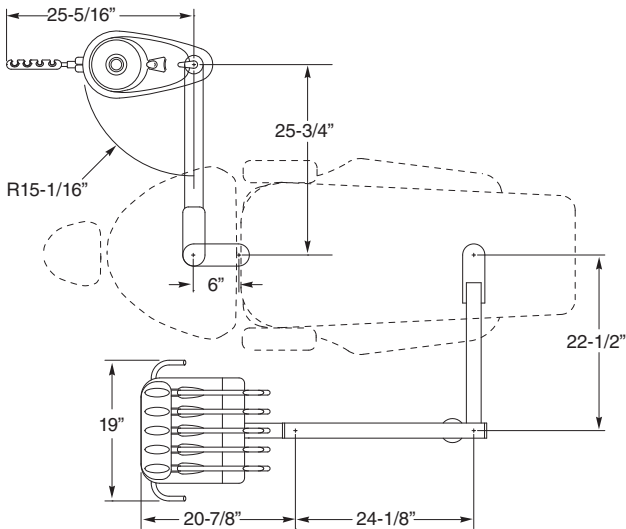
Wet Vacuums

Utility Room Accessories

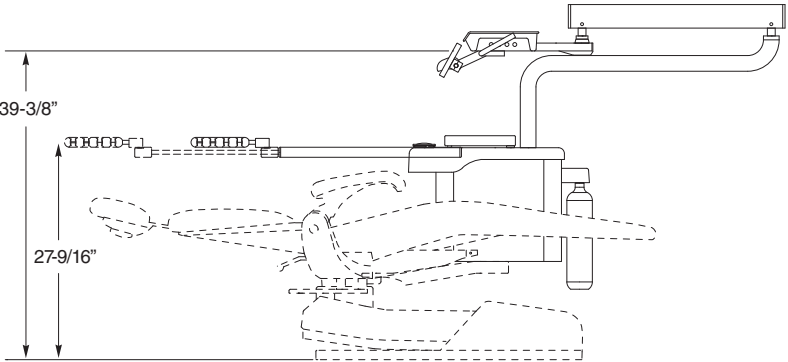
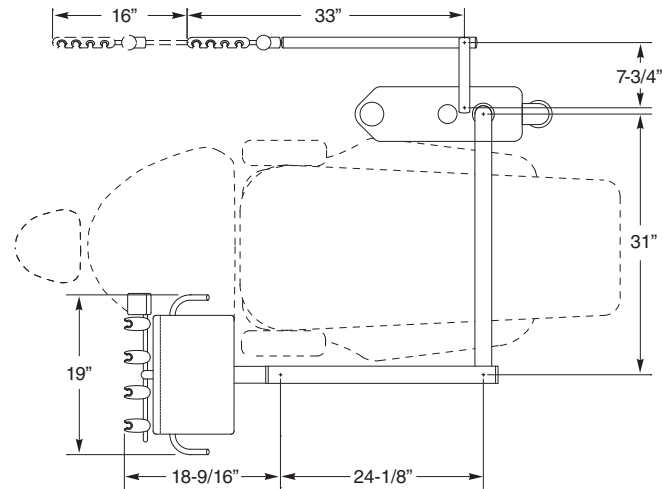
Utility Warranty

Dimensions

Pivot Delivery Systems



Fixed with Sidebox Delivery Systems



Forest Packages

Chairs and Stools

Lights and Monitor Mounts

7000 Series

Delivery Systems

Simplified

Factory Options and Parts

General Information

Equipment Warranty

Radiance Operator

Imagine + Operator

Operator Mobile

Sterilization Centers

Orthodontic Cabinetry

Reception/Front Desk Cabinetry

Color Options

Cabinet Warranty

Compressors

Dry Vacuums

Tanks

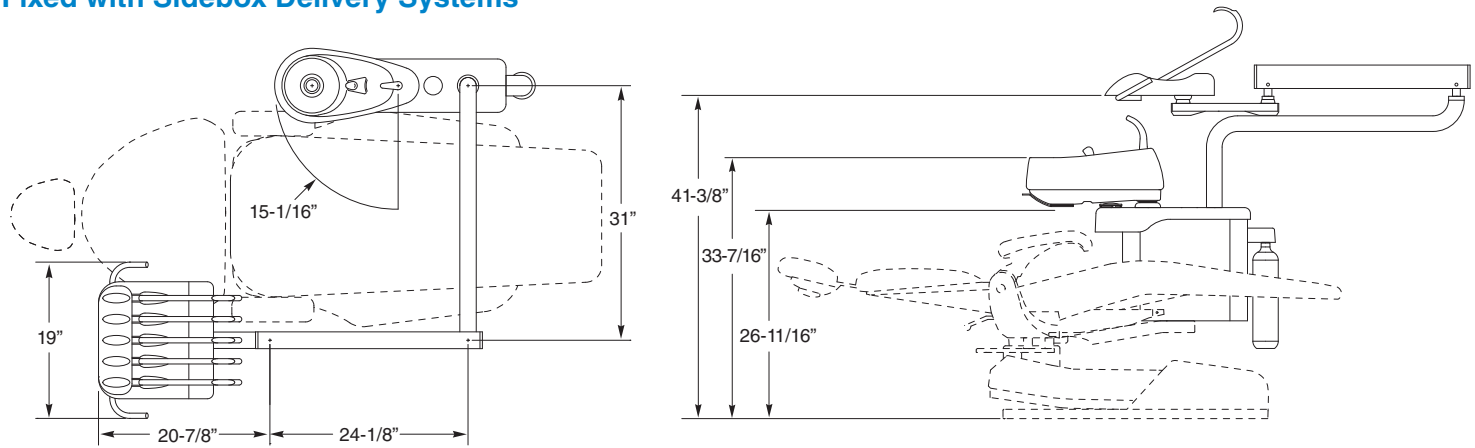
Wet Vacuums

Utility Room Accessories

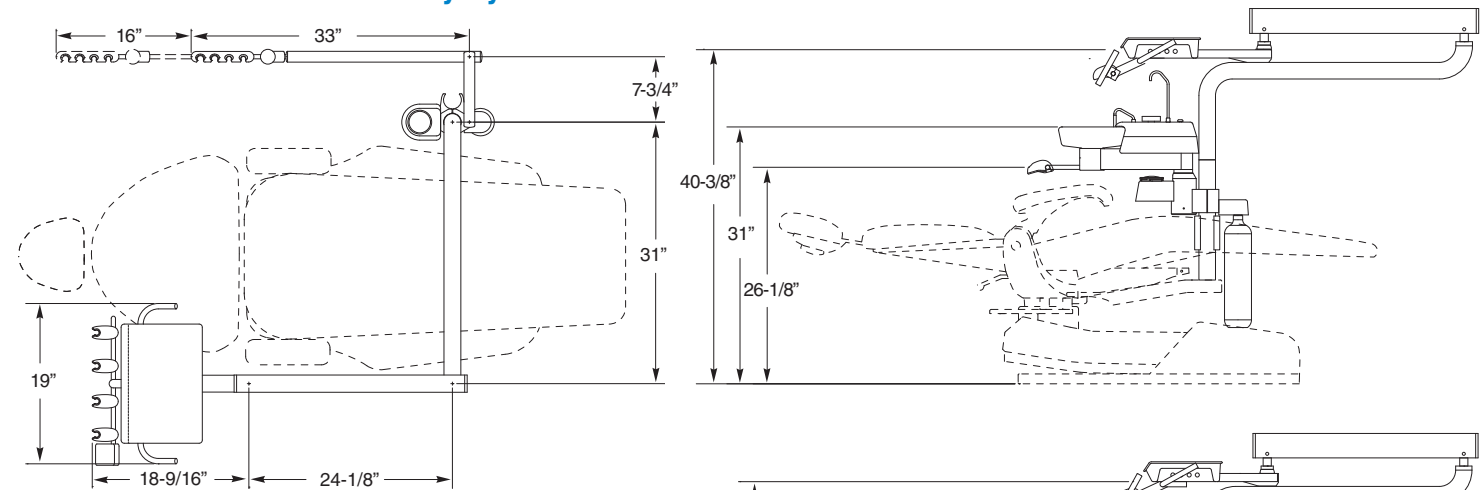
Utility Warranty

Dimensions

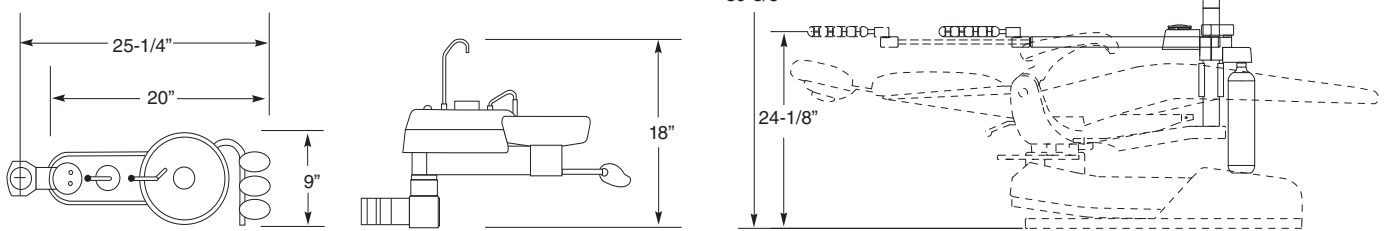
Fixed with Sidebox Delivery Systems



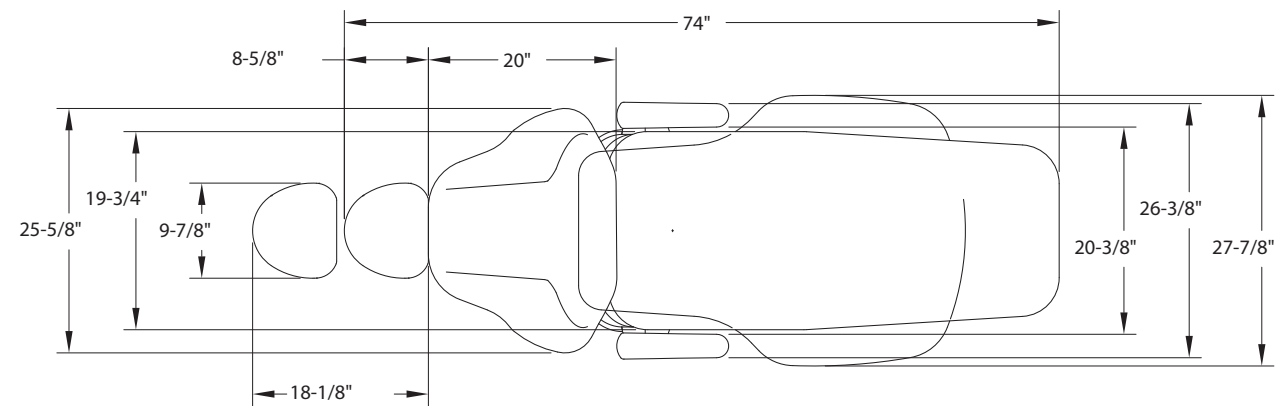
Fixed without Sidebox Delivery Systems



1636/1637 Basic Cuspidor



3800 Chair



Forest Packages

Chairs and Stools

Lights and Monitor Mounts

7000 Series

Delivery Systems

Simplified

Factory Options and Parts

General Information

Equipment Warranty

Radiance Operator

Imagine + Operator

Operator Mobile

Sterilization Centers

Orthodontic Cabinetry

Reception/Front Desk Cabinetry

Color Options

Cabinet Warranty

Compressors

Dry Vacuums

Tanks

Wet Vacuums

Utility Room Accessories

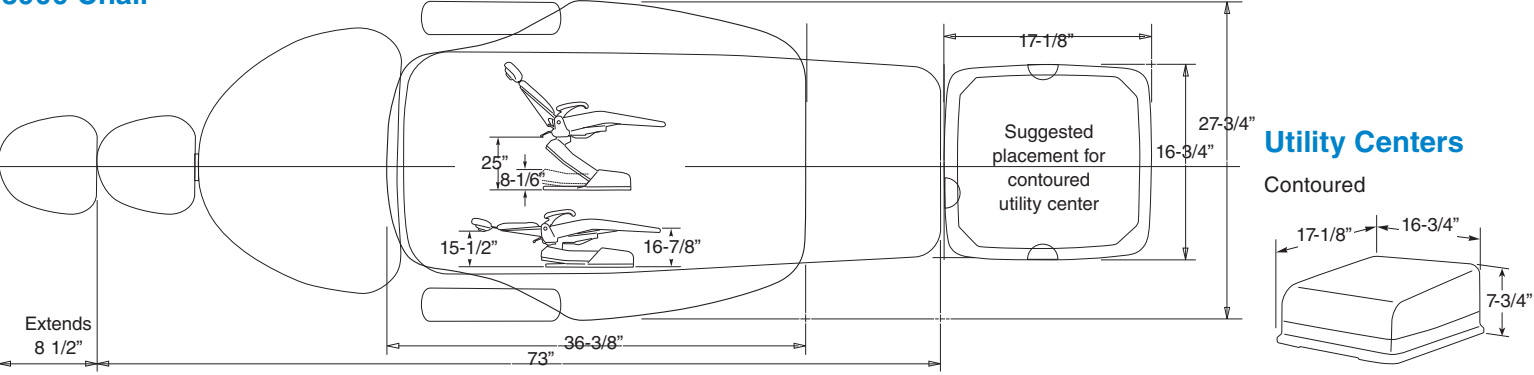
Utility Warranty



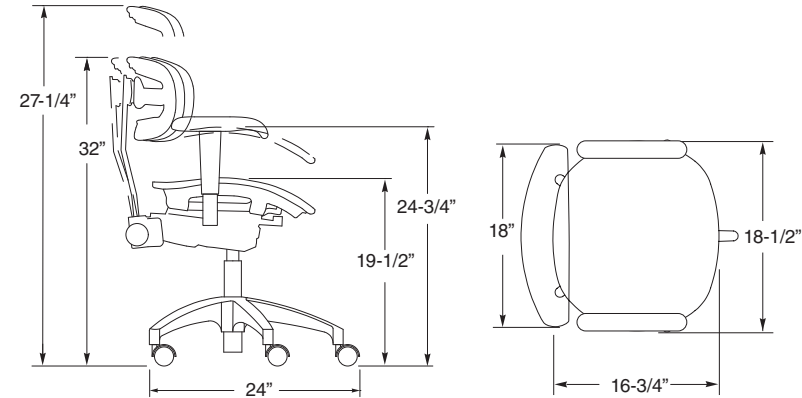
General Information

Dimensions

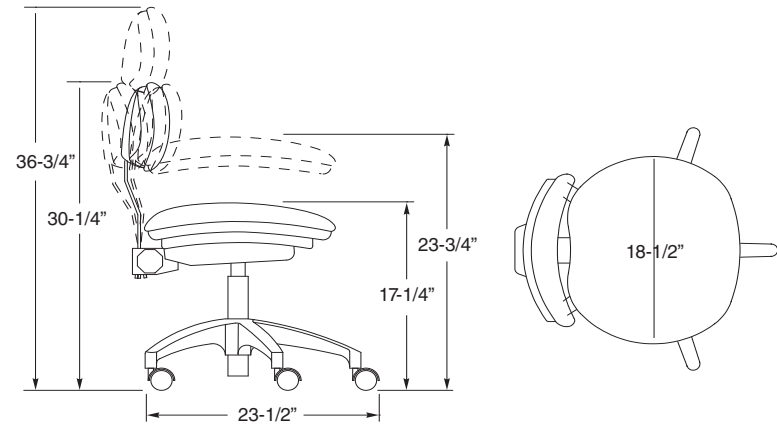
3900 Chair



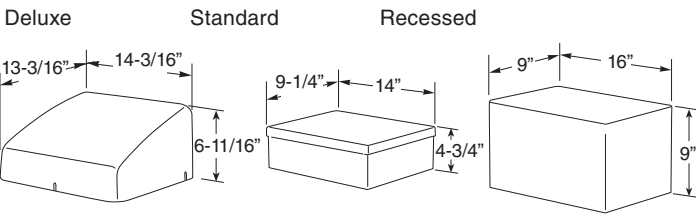
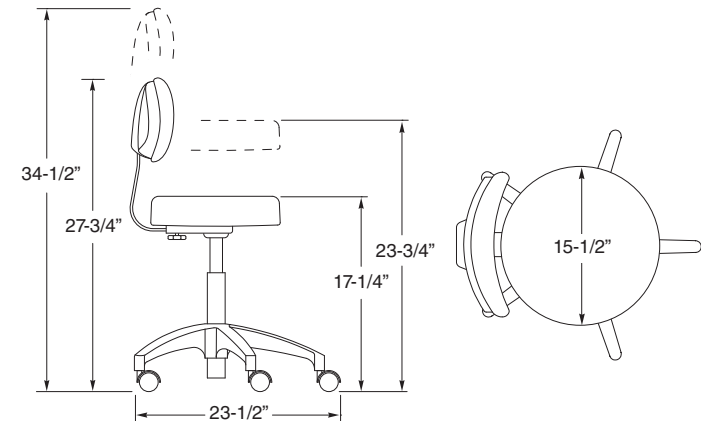
6176 Doctor's Comfort Stool



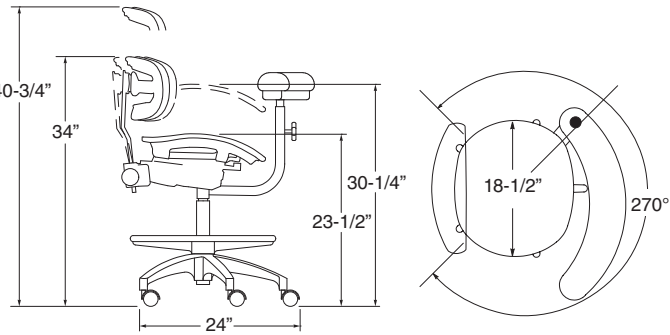
6159C Doctor's Deluxe Stool



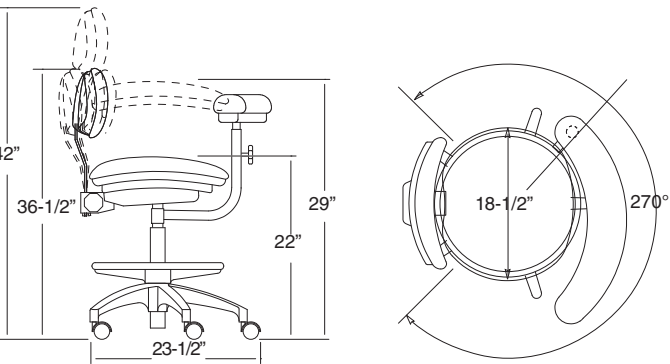
6156C Doctor's Economy Stool



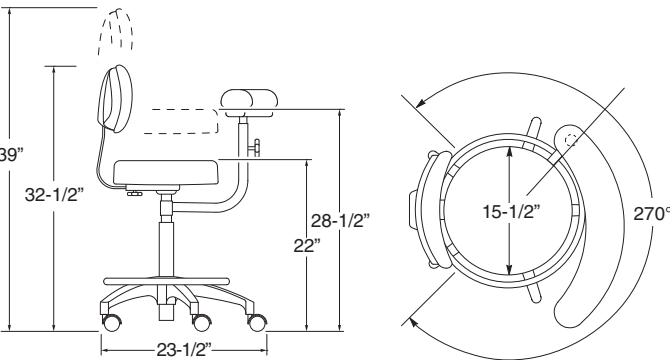
6187 Assistant's Comfort Stool



6160C/6161C Assistant's Deluxe Stool



6157C Assistant's Economy Stool



Forest Packages

Chairs and Stools

Lights and Monitor Mounts

7000 Series

Delivery Systems

Simplified

Factory Options and Parts

General Information

Equipment Warranty

Radiance Operator

Imagine + Operator

Operator Mobile

Sterilization Centers

Orthodontic Cabinetry

Reception/Front Desk Cabinetry

Color Options

Cabinet Warranty

Compressors

Dry Vacuums

Tanks

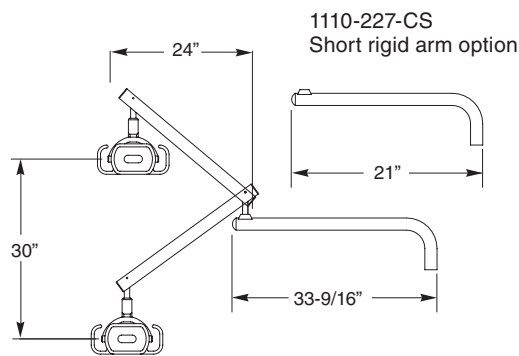
Wet Vacuums

Utility Room Accessories

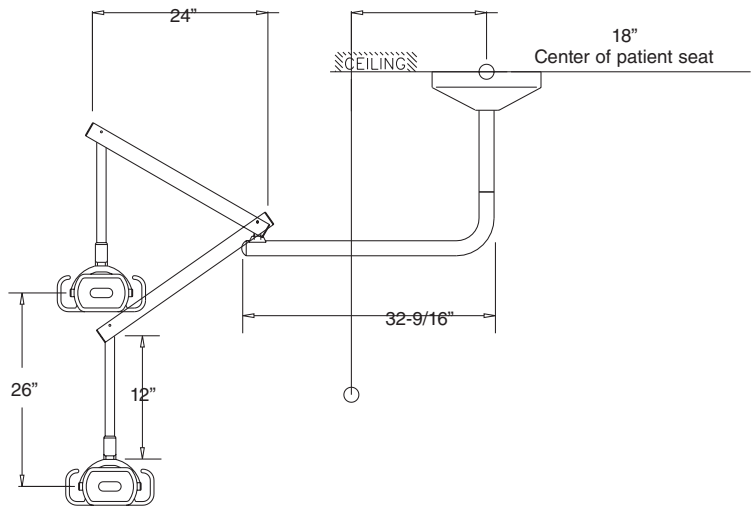
Utility Warranty

Dimensions

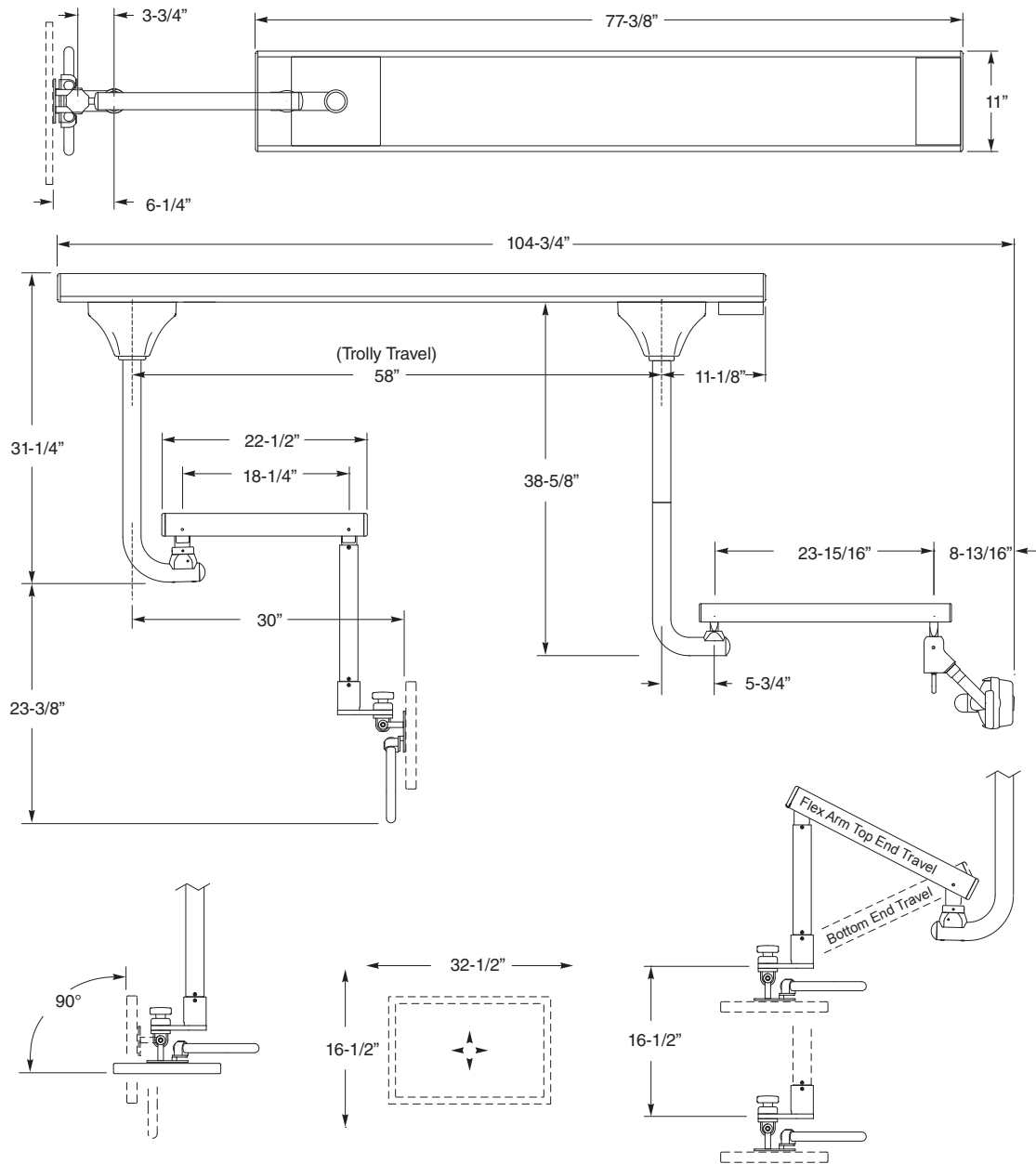
Chair-Mounted Light



Ceiling-Mounted Light



Track Mount Light/Monitor



Forest Packages

Chairs and Stools

Lights and Monitor Mounts

7000 Series

Delivery Systems

Simplified

Factory Options and Parts

General Information

Equipment Warranty

Radiance Operator

Imagine + Operator

Operator Mobile

Sterilization Centers

Orthodontic Cabinetry

Reception/Front Desk Cabinetry

Color Options

Cabinet Warranty

Compressors

Dry Vacuums

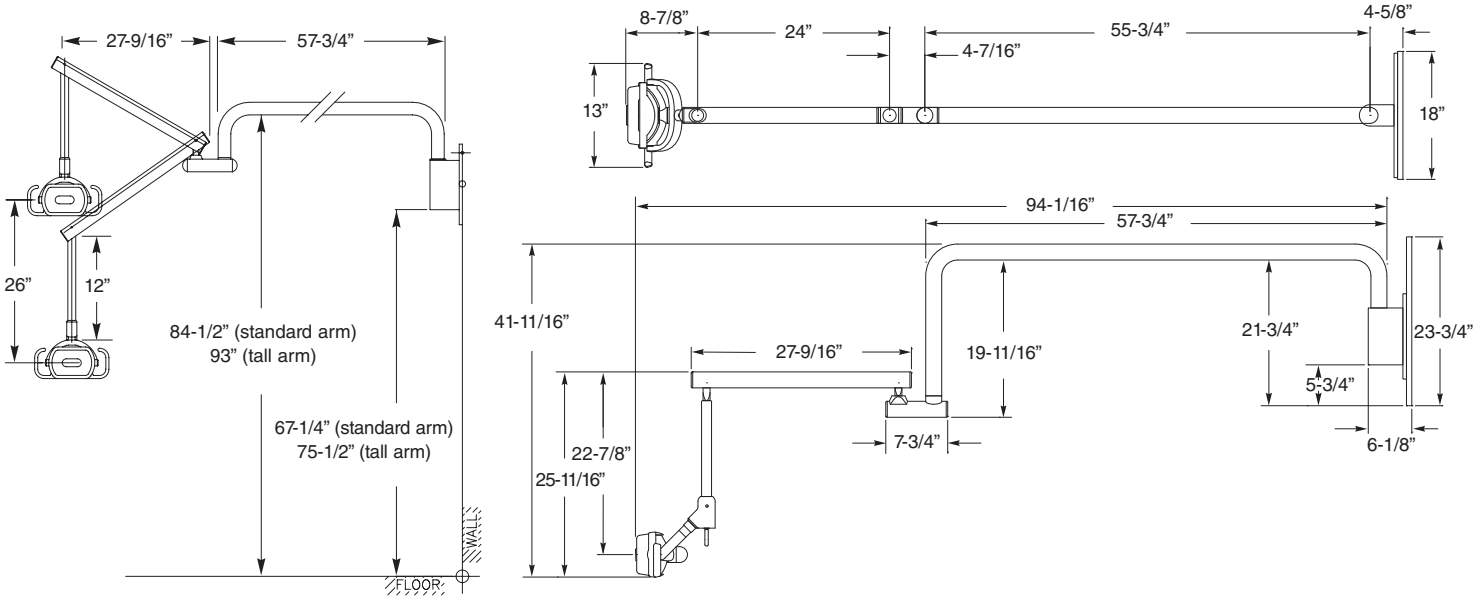
Tanks

Wet Vacuums

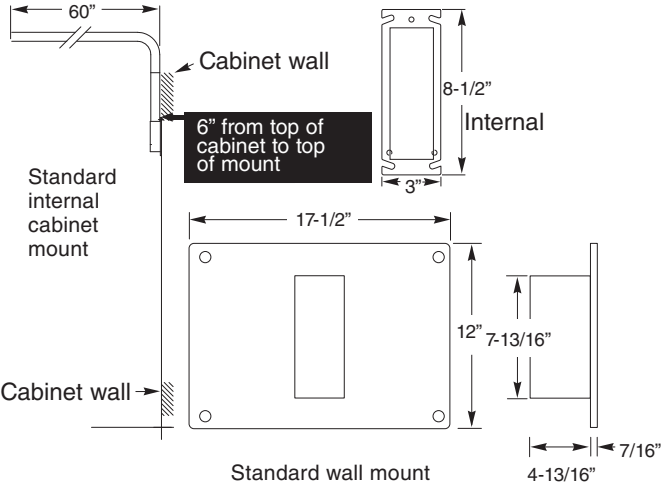
Utility Room Accessories

Utility Warranty

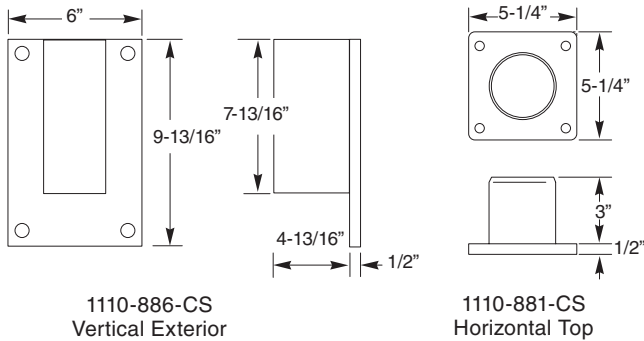
Standard & Tall Wall & Cabinet Mounted Light      Tall Wall & Cabinet Mounted Light



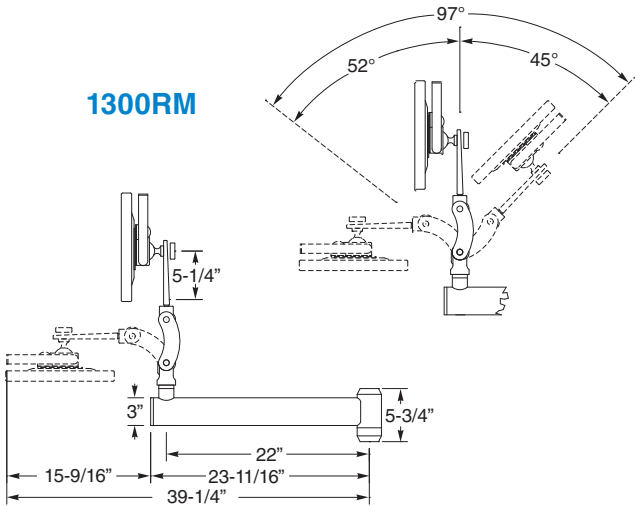
Wall & Cabinet Mount



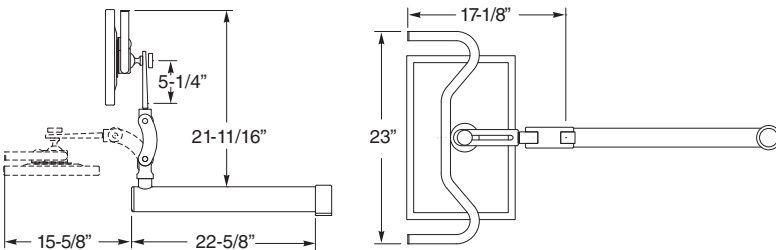
Optional Cabinet Mount



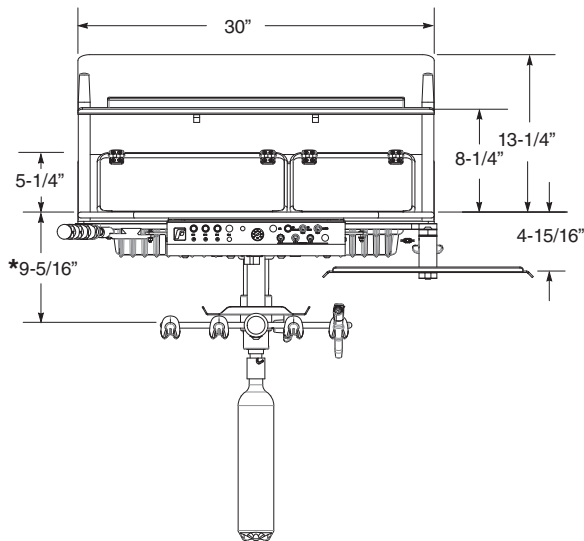
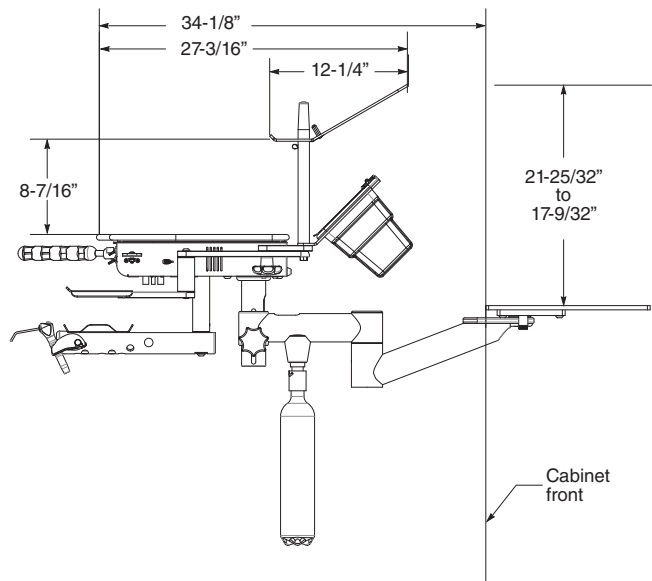
1300RM



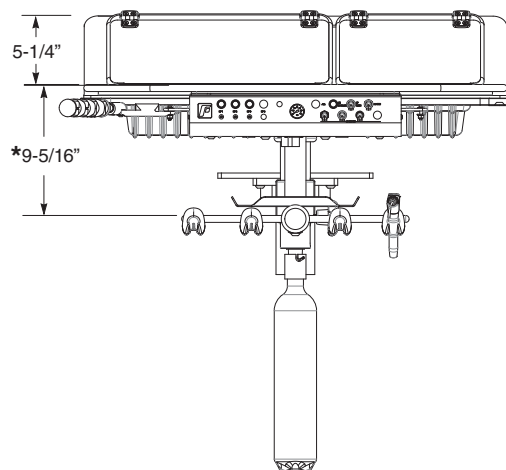
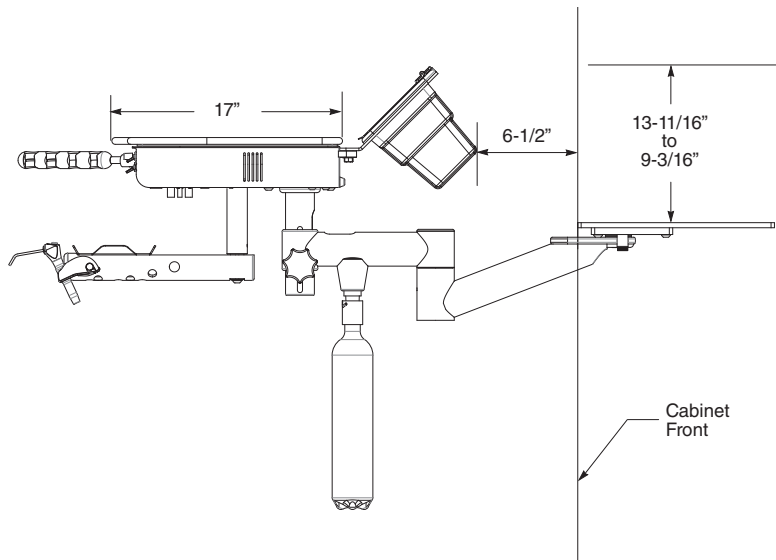
1300TPM



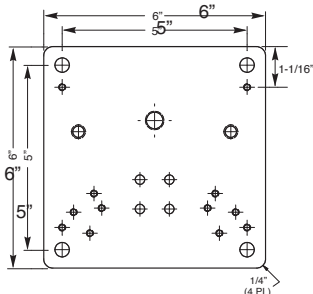
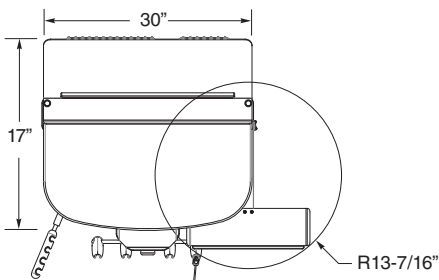
7020PRO-BC Beneath Counter



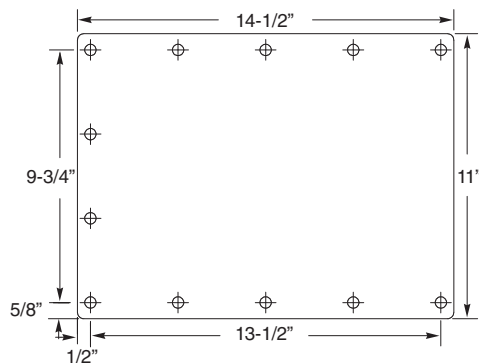
7021PRO-BC Beneath Counter



- Large contoured work surface standard for 7020/7021
- Work surface 9/16" thick
- Shown with organization features
- Height adjustable work surface, 5"



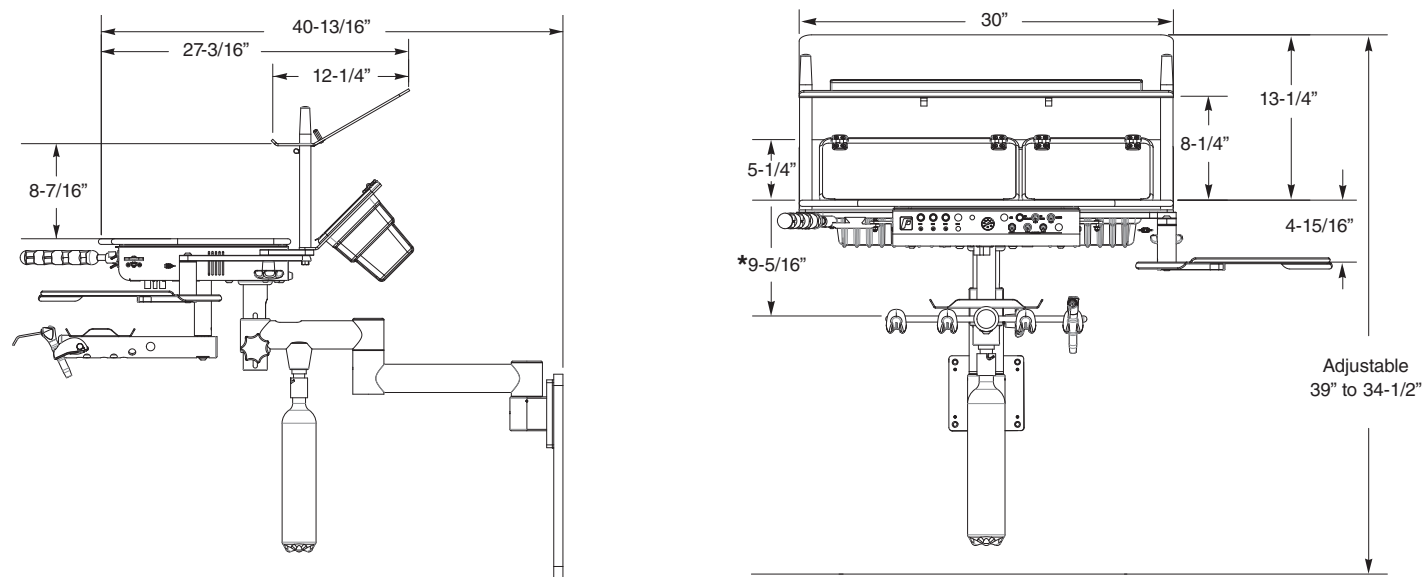
0010-086



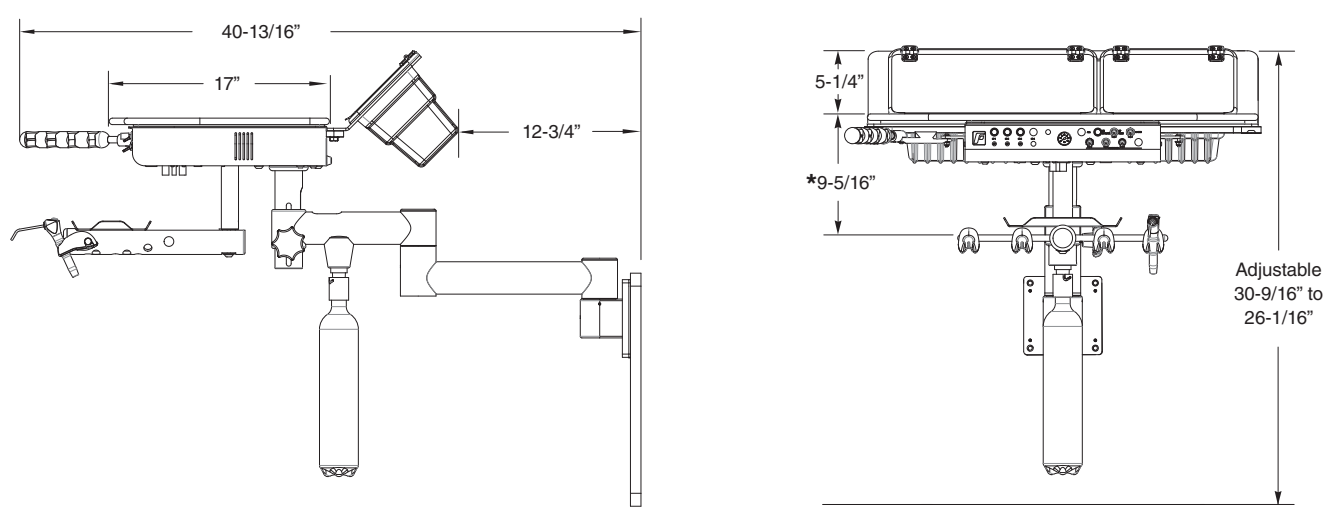
7020/7021PRO-BC Mounting Plates



7020PRO-WM Wall Mount



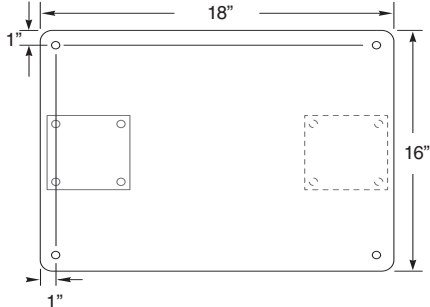
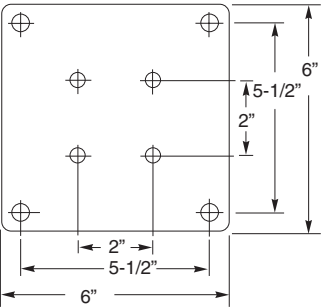
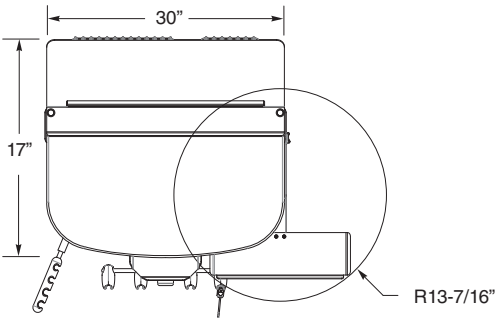
7021PRO-WM Wall Mount



- Large contoured work surface standard for 7020/7021
- Work surface 9/16" thick
- Shown with organization features
- Height adjustable work surface, 5"

7020/7021 WM Mounting Plate

7020/7021 WM Leveling Mounting Board



Forest Packages

Chairs and Stools

Lights and Monitor Mounts

7000 Series

Delivery Systems

Simplified

Factory Options and Parts

General Information

Equipment Warranty

Radiance Operator

Imagine + Operator

Operator Mobile

Sterilization Centers

Orthodontic Cabinetry

Reception/Front Desk Cabinetry

Color Options

Cabinet Warranty

Compressors

Dry Vacuums

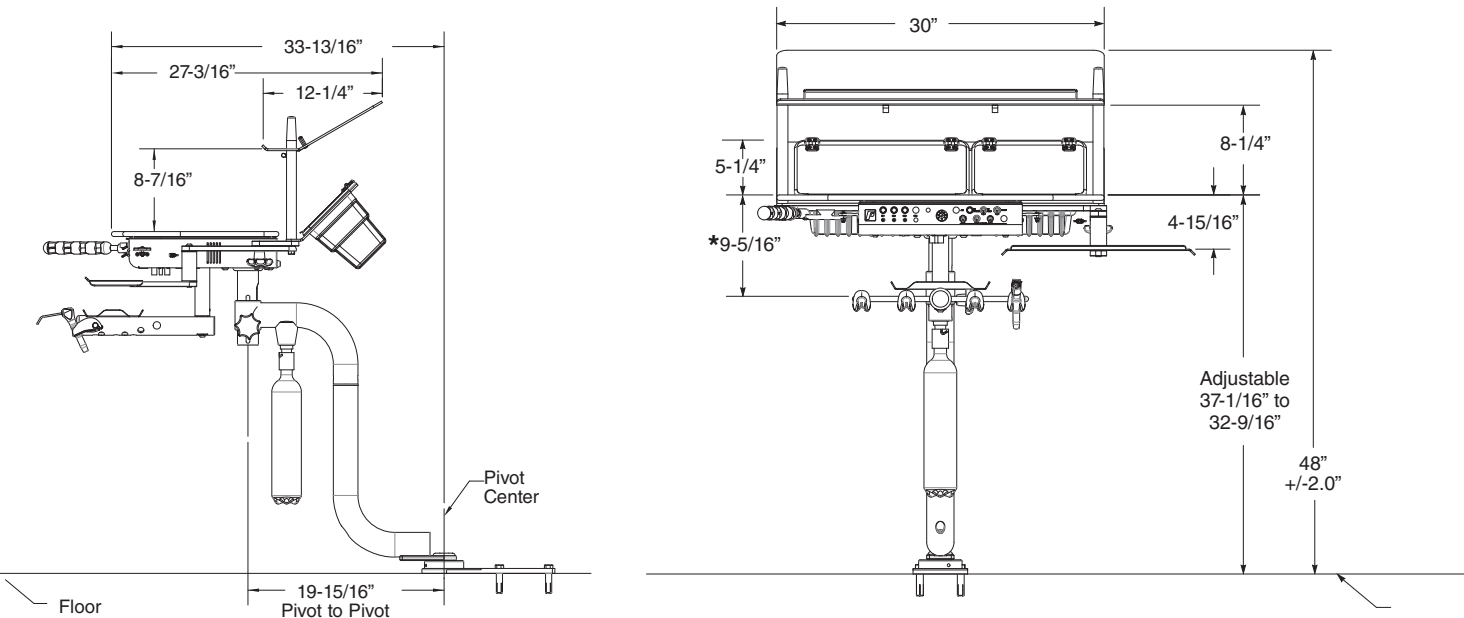
Tanks

Wet Vacuums

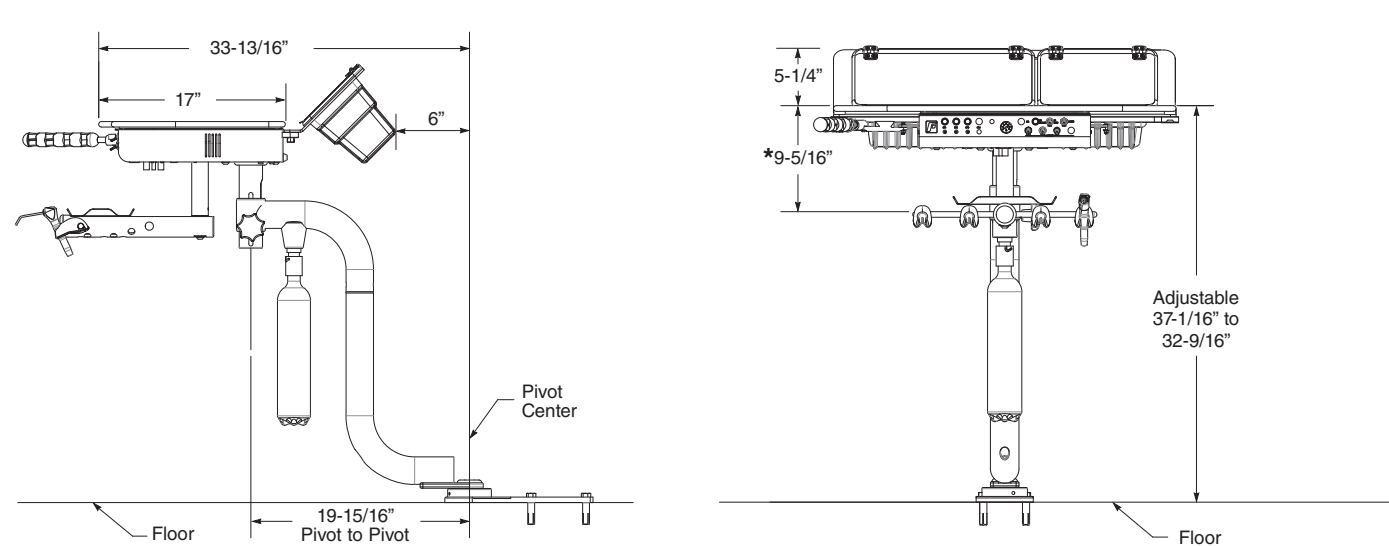
Utility Room Accessories

Utility Warranty

7020PRO-UC Under Cabinet Floor Mount



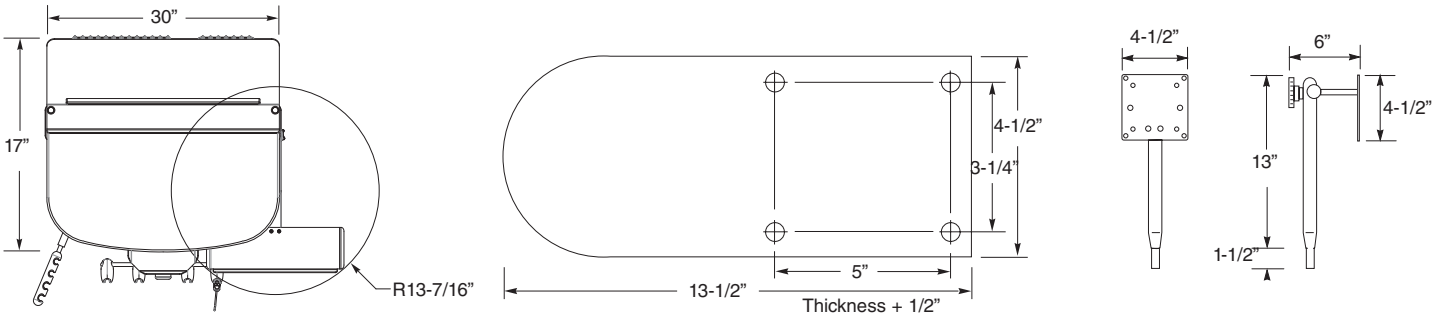
7021PRO-UC Under Cabinet Floor Mount



- Large contoured work surface standard for 7020/7021
- Work surface 9/16" thick
- Shown with organization features
- Height adjustable work surface, 5"

7020/7021PRO-UC Under Cabinet Floor Mount Leveling/Mounting Plate

1300-025-CS Monitor Assembly Option



Forest Packages

Chairs and Stools

Lights and Monitor Mounts

7000 Series

Delivery Systems

Simplified

Factory Options and Parts

General Information

Equipment Warranty

Radiance Operator

Imagine + Operator

Operator Mobile

Sterilization Centers

Orthodontic Cabinetry

Reception/Front Desk Cabinetry

Color Options

Cabinet Warranty

Compressors

Dry Vacuums

Tanks

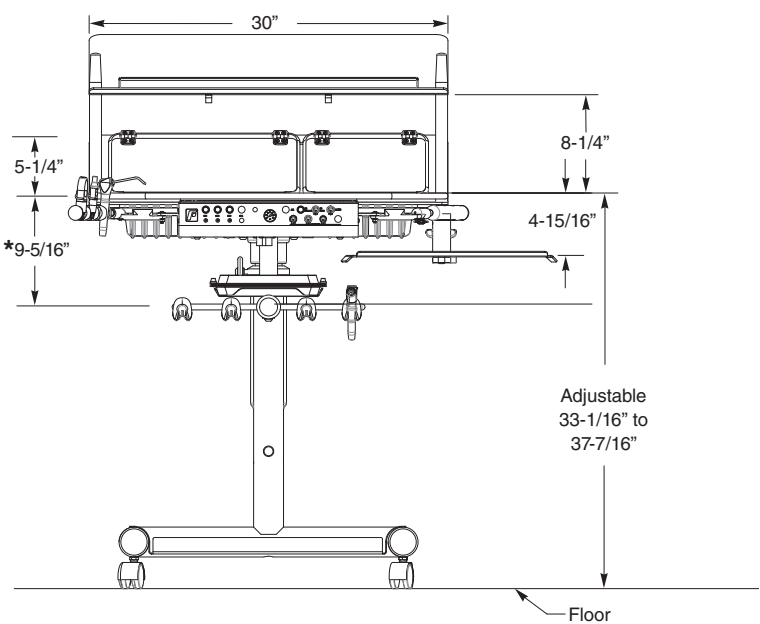
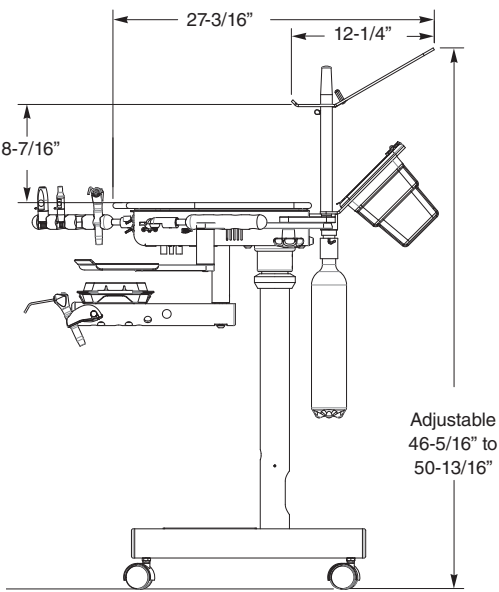
Wet Vacuums

Utility Room Accessories

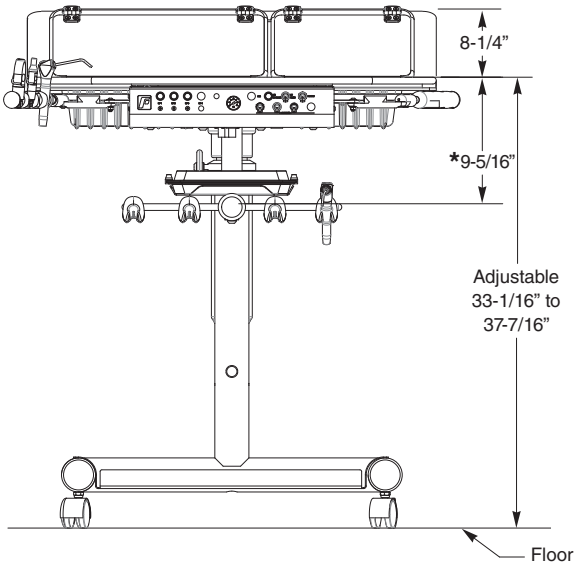
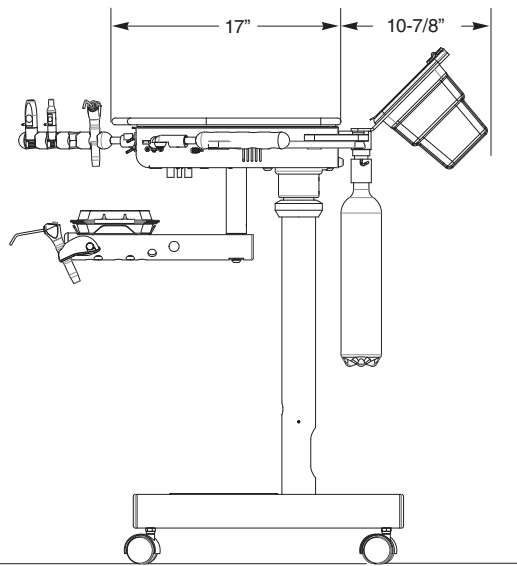
Utility Warranty

Dimensions

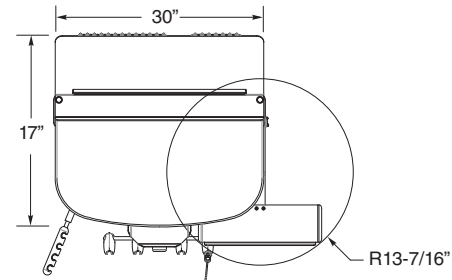
7020PRO-MC Duo Cart



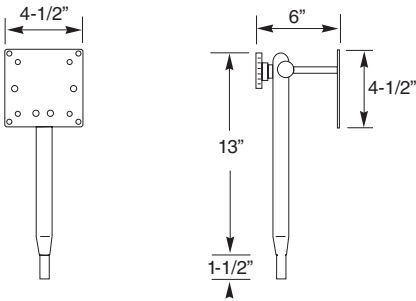
7021PRO-MC Duo Cart



- Large contoured work surface standard for 7020/7021
- Work surface 9/16" thick
- Shown with organization features
- Height adjustable work surface, 5"



1300-025-CS Monitor Assembly Option



Forest Packages

Chairs and Stools

Lights and Monitor Mounts

7000 Series

Delivery Systems

Simplified

Factory Options and Parts

General Information

Equipment Warranty

Radiance Operator

Imagine + Operator

Operator Mobile

Sterilization Centers

Orthodontic Cabinetry

Reception/Front Desk Cabinetry

Color Options

Cabinet Warranty

Compressors

Dry Vacuums

Tanks

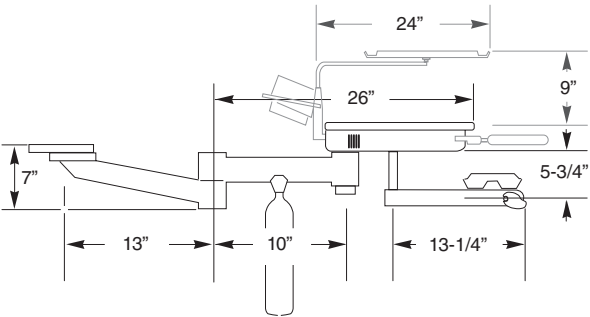
Wet Vacuums

Utility Room Accessories

Utility Warranty

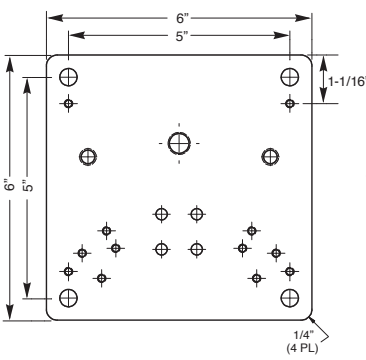
Dimensions

7010BC Beneath Counter

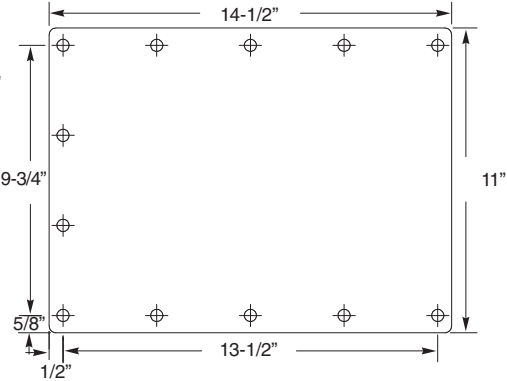


- Work surface 9/16" thick (semi-round), 7010
- Shown with optional storage organizer and swivel tray
- Shown with additional optional asst's quad holder assembly
- Height adjustable work surface, 5"

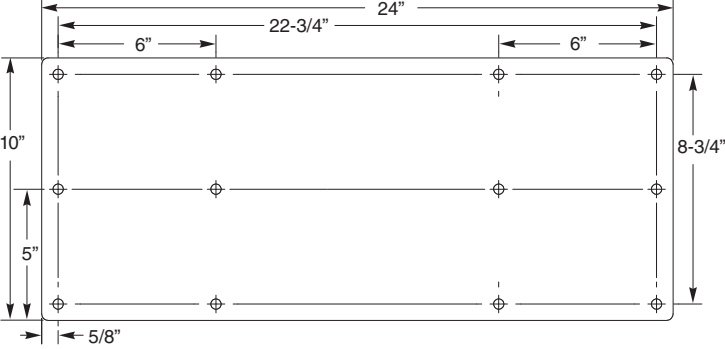
7010BC Mounting Plates



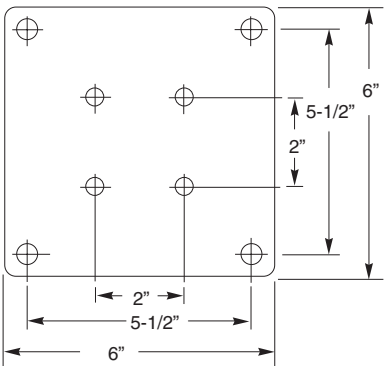
0010-086



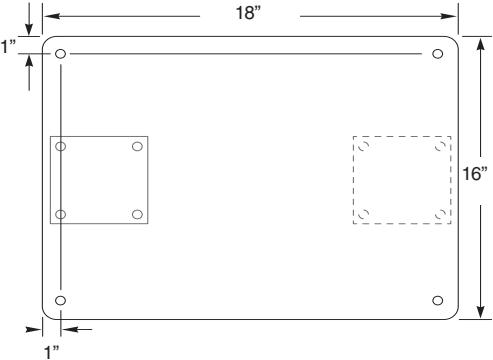
0010-084-CS Option



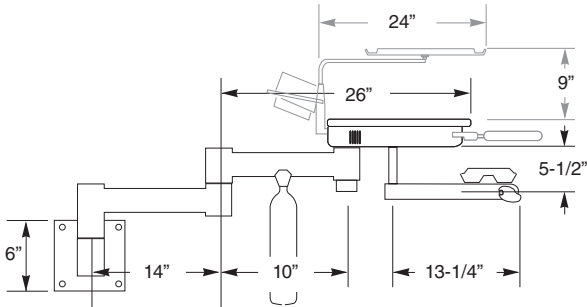
7010WM Mounting Plate



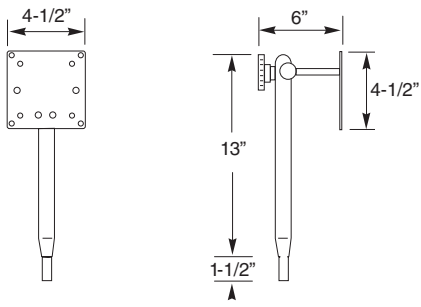
7010WM Leveling/Mounting Board



7010WM Wall Mount



1300-025-CS Monitor Assembly Option



Forest Packages

Chairs and Stools

Lights and Monitor Mounts

7000 Series

Delivery Systems

Simplified

Factory Options and Parts

General Information

Equipment Warranty

Radiance Operator

Imagine + Operator

Operator Mobile

Sterilization Centers

Orthodontic Cabinetry

Reception/Front Desk Cabinetry

Color Options

Cabinet Warranty

Compressors

Dry Vacuums

Tanks

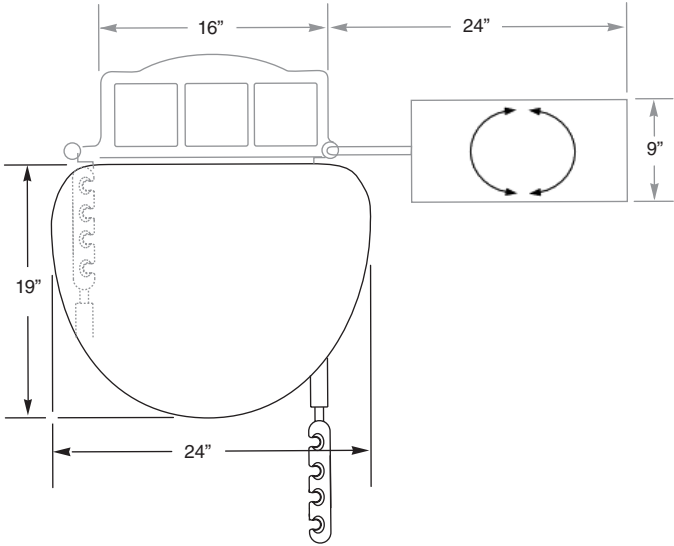
Wet Vacuums

Utility Room Accessories

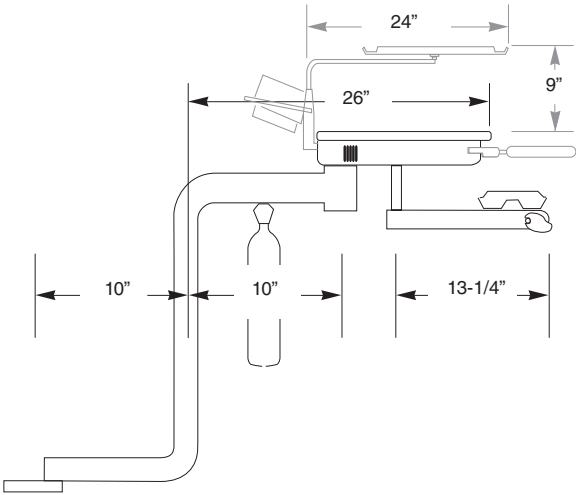
Utility Warranty

Dimensions

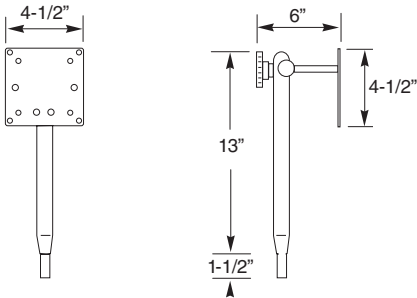
- Work surface 9/16" thick (semi-round), 7010
- Shown with optional storage organizer and swivel tray
- Shown with additional optional asst's quad holder assembly
- Height adjustable work surface, 5"



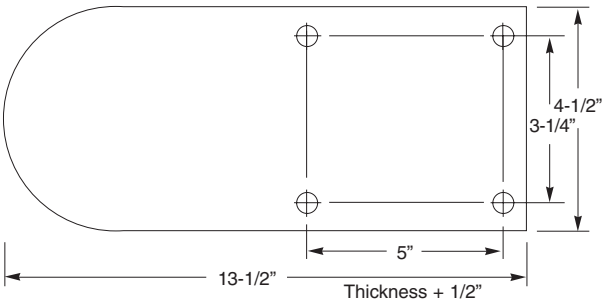
7010UC Under Cabinet Floor Mount



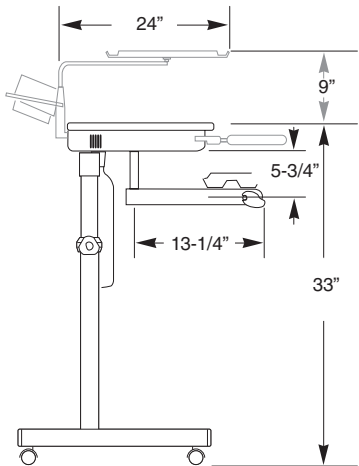
1300-025-CS Monitor Assembly Option



7010UC Under Cabinet Floor Mount Leveling/Mounting Plate



7010MC Duo Cart



Forest Packages

Chairs and Stools

Lights and Monitor Mounts

7000 Series

Delivery Systems

Simplified

Factory Options and Parts

General Information

Equipment Warranty

Radiance Operator

Imagine + Operator

Operator Mobile

Sterilization Centers

Orthodontic Cabinetry

Reception/Front Desk Cabinetry

Color Options

Cabinet Warranty

Compressors

Dry Vacuums

Tanks

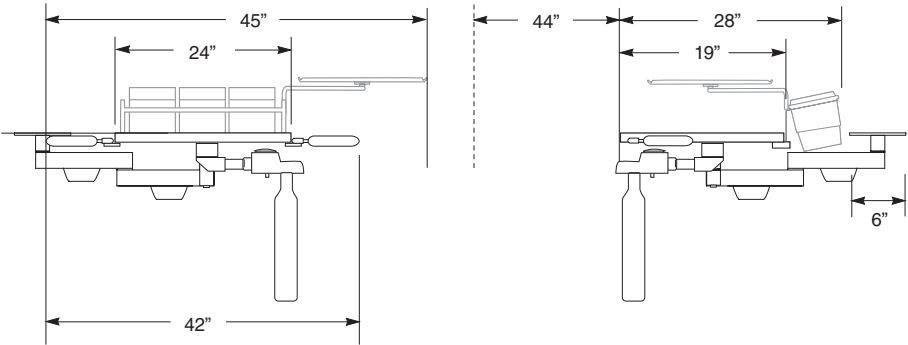
Wet Vacuums

Utility Room Accessories

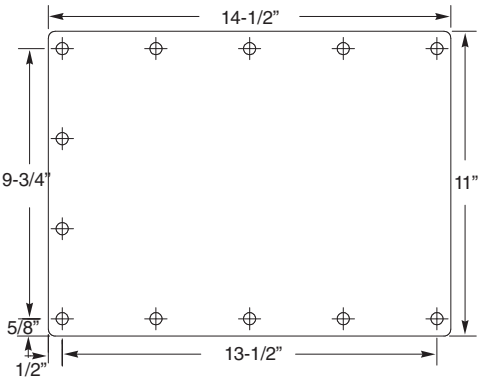
Utility Warranty



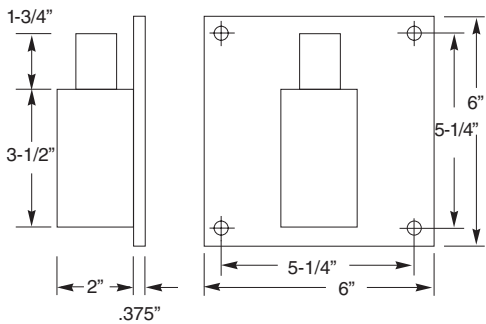
3486BC and WM Rear Beneath Counter Mount



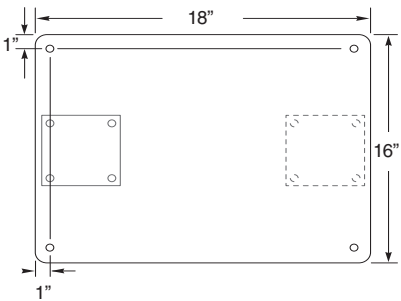
3486BC Heavy Duty Mounting Plate



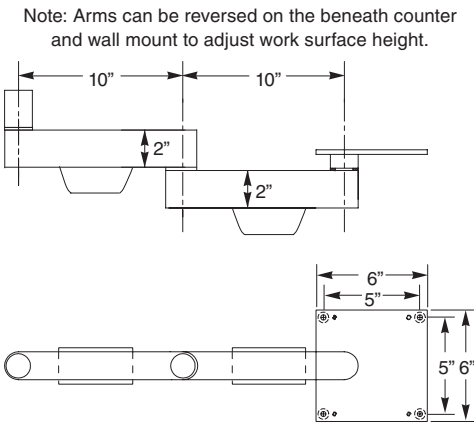
3486WM Wall Mount Hub



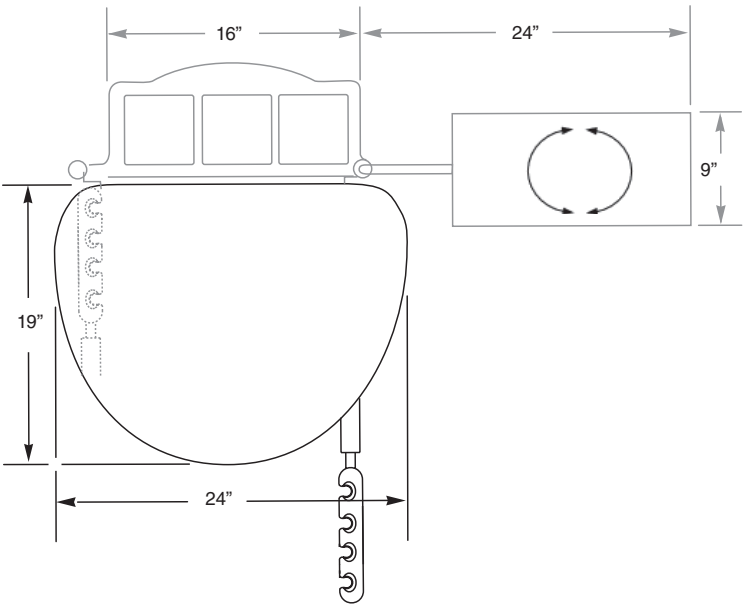
3486WM Leveling/Mounting Board



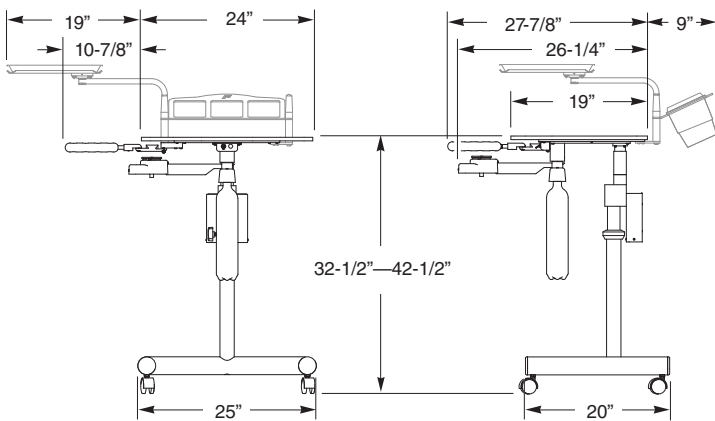
3486BC and WM Mounting Arm



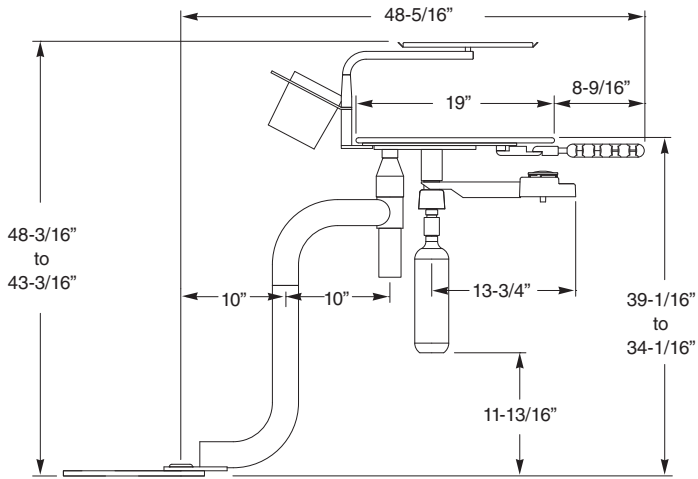
- Semi-round work surface standard for 2184BC/2186BC/3486
- Work surface 9/16" thick (semi-round and rectangular)
- Shown with optional storage organizer and swivel tray
- Shown with additional optional asst's quad holder assembly



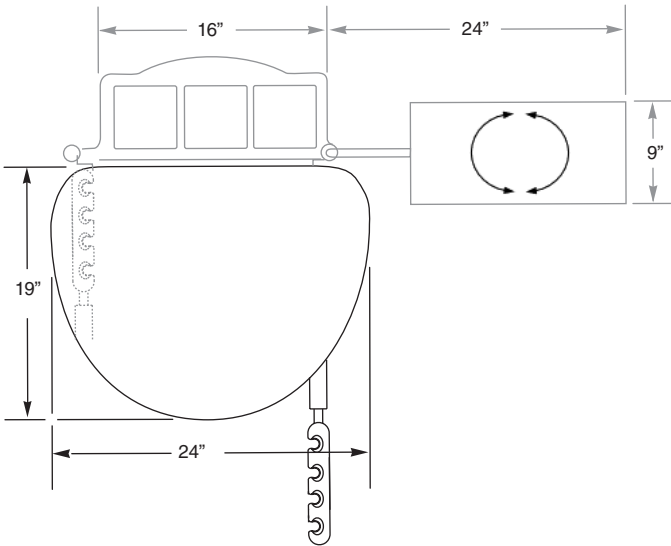
3486MC Mobile Cart



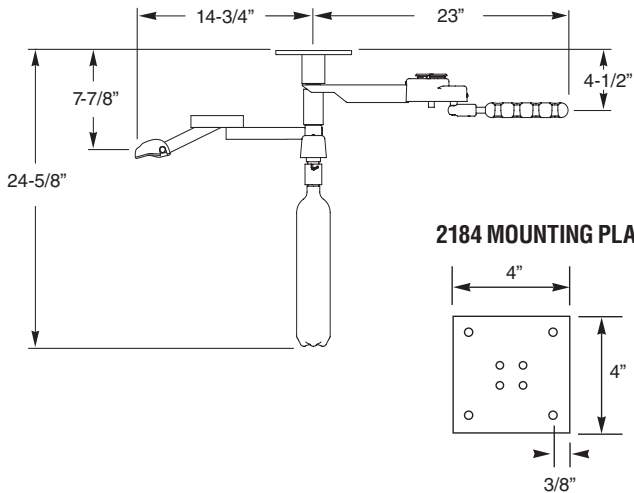
3486UC Under Cabinet Floor Mount Assistant's



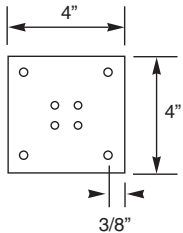
- Semi-round work surface standard for 2184BC/2186BC/3486
- Work surface 9/16" thick (semi-round and rectangular)
- Shown with optional storage organizer and swivel tray
- Shown with additional optional asst's quad holder assembly



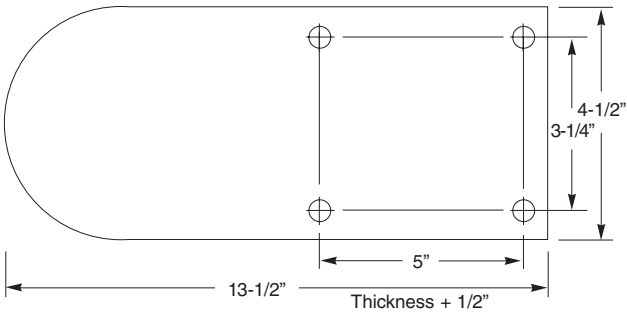
2184 Rear Beneath Work Surface Duo Unit



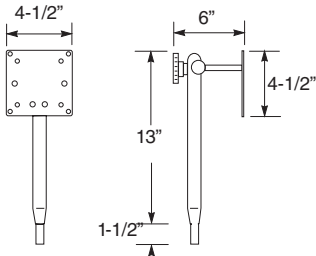
2184 MOUNTING PLATE



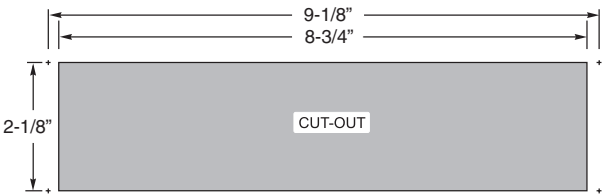
3486UC Under Cabinet Floor Mount Leveling/Mounting Plate



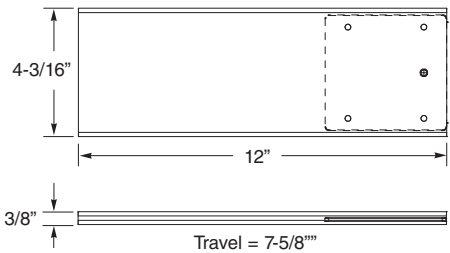
1300-025-CS Monitor Assembly Option



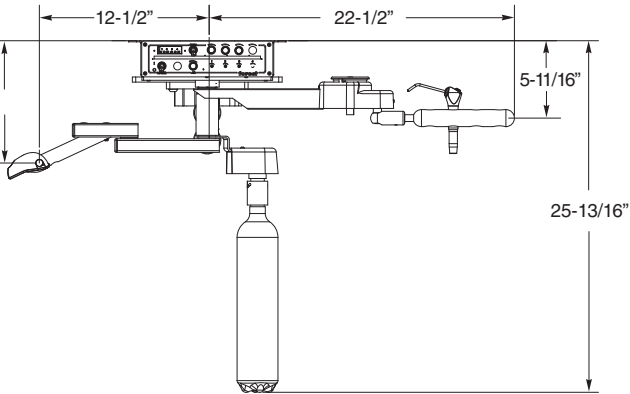
2184/2500 Wall Cut-Out



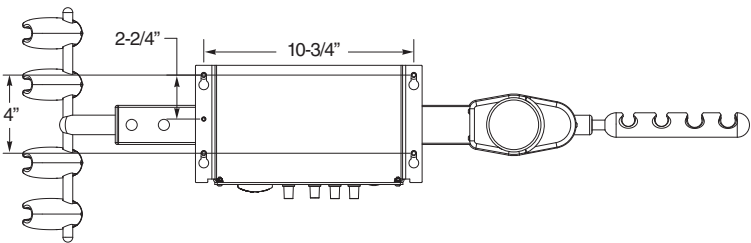
1700-142 SLIDE MOUNT OPTION, 1284/2184



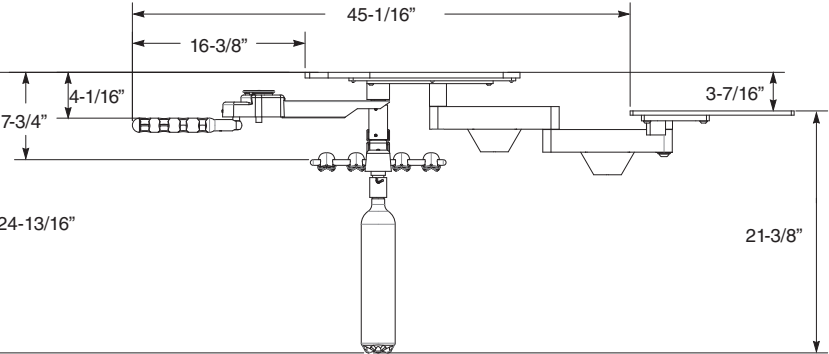
2186 Rear Beneath Work Surface Duo Unit



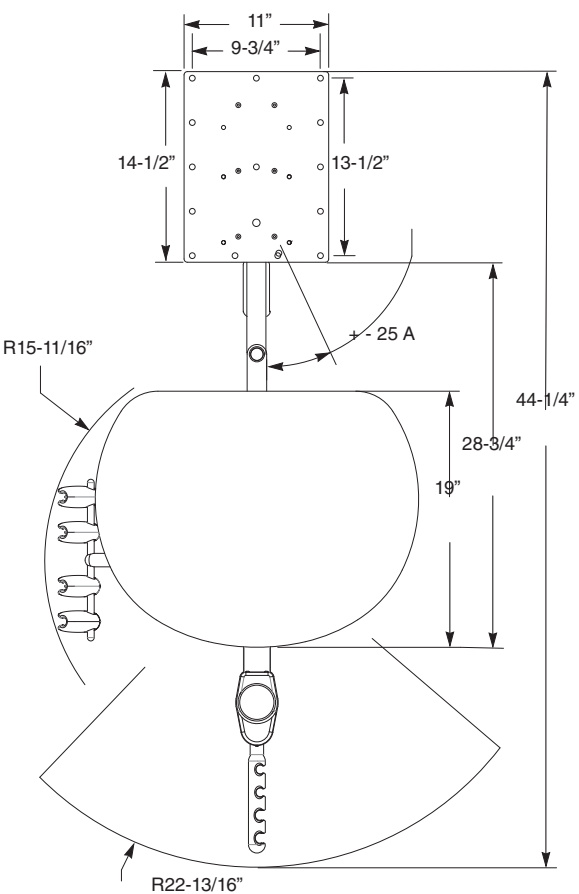
2186 Control Mounting



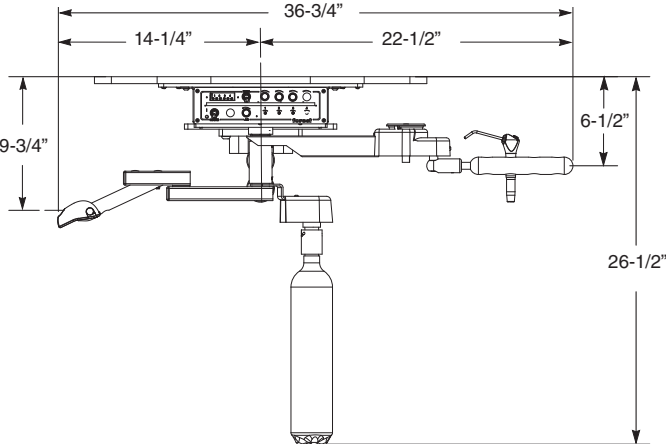
2184BC Beneath Counter Duo Unit



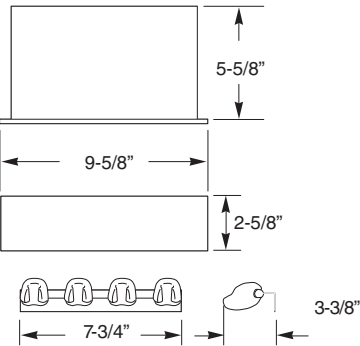
2184BC/2186BC Beneath Counter Duo Unit



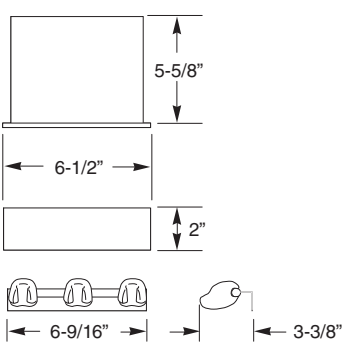
2186BC Rear Beneath Counter Duo Unit



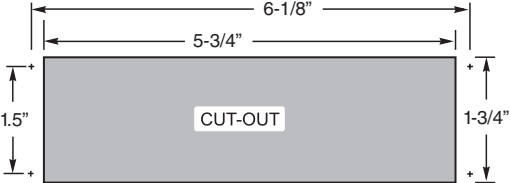
2500 PANEL MOUNT



2520 PANEL MOUNT



2520 Wall Cut-Out



Forest Packages

Chairs and Stools

Lights and Monitor Mounts

7000 Series

Delivery Systems

Simplified

Factory Options and Parts

General Information

Equipment Warranty

Radiance Operator

Imagine + Operator

Operator Mobile

Sterilization Centers

Orthodontic Cabinetry

Reception/Front Desk Cabinetry

Color Options

Cabinet Warranty

Compressors

Dry Vacuums

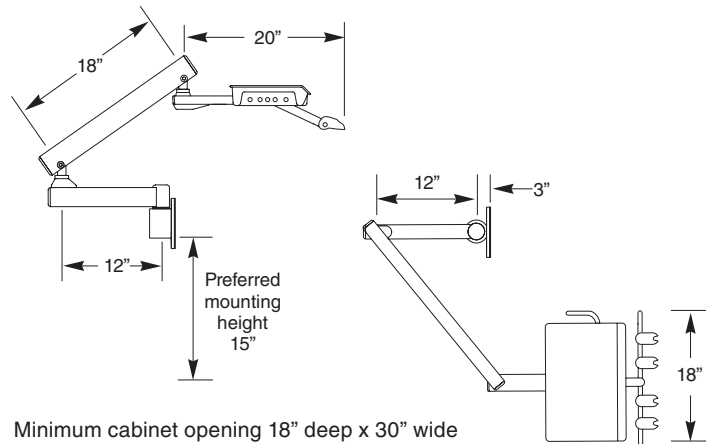
Tanks

Wet Vacuums

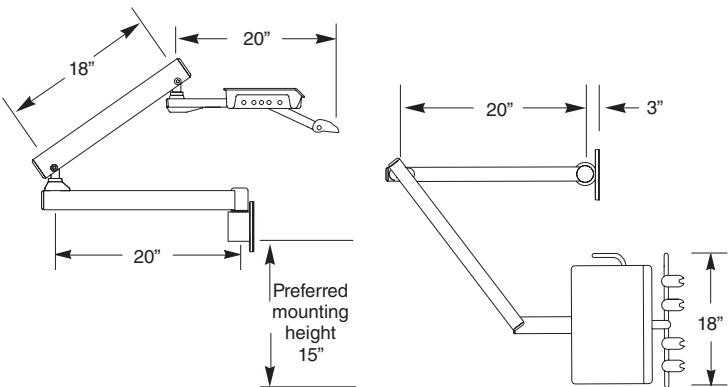
Utility Room Accessories

Utility Warranty

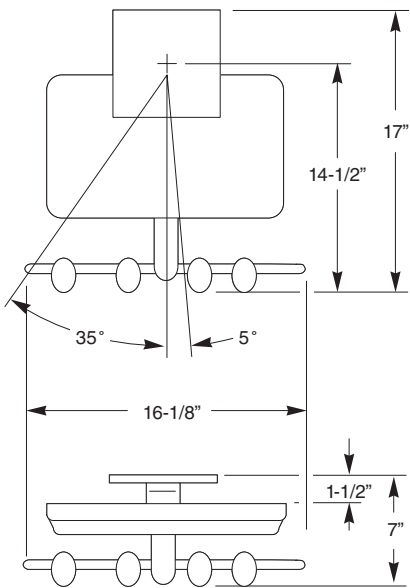
3235 Cabinet Side Delivery



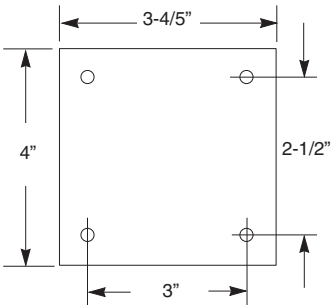
3230 Wall Side Delivery



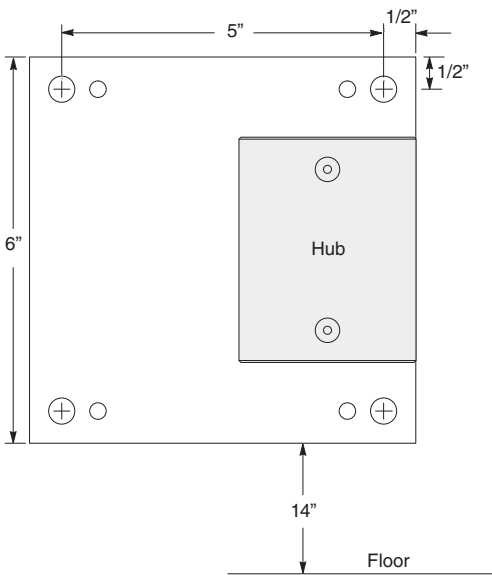
2400 Rear Mount Beneath Counter



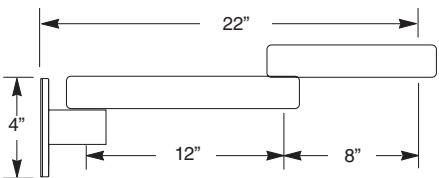
2400 Mounting Plate



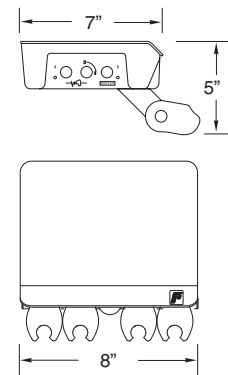
3230/3235 Leveling Mounting Plate



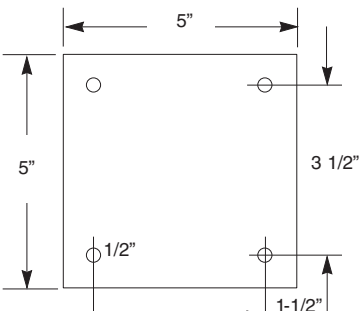
1110-115-CS  
Folding Arm System Option



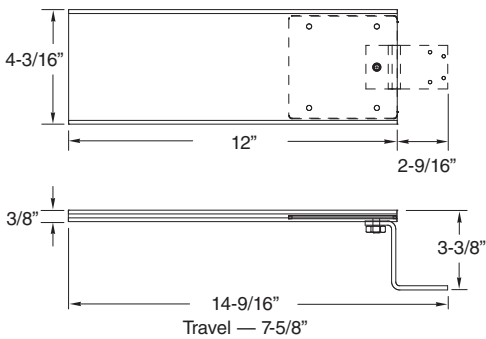
MT600/MT610  
Compact Controls



MT600/610BS  
Leveling/Mounting Plate



1700-140 Slide Mount  
With Swivel Option



Forest  
Packages

Chairs  
and Stools

Lights and  
Monitor Mounts

7000  
Series

Delivery  
Systems

Simplified

Factory Options  
and Parts

General  
Information

Equipment  
Warranty

Radiance  
Operator

Imagine +  
Operator

Operator  
Mobile

Sterilization  
Centers

Orthodontic  
Cabinetry

Reception/Front  
Desk Cabinetry

Color Options

Cabinet  
Warranty

Compressors

Dry Vacuums

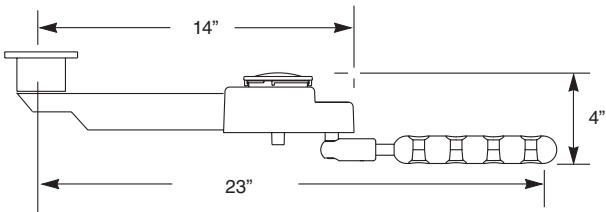
Tanks

Wet Vacuums

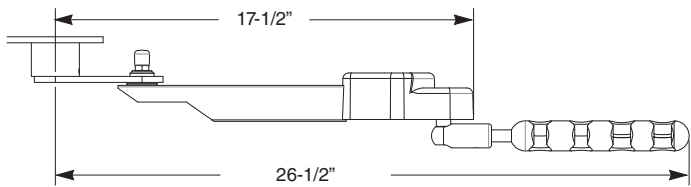
Utility Room  
Accessories

Utility  
Warranty

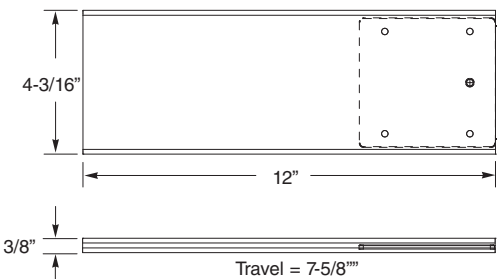
1284 Rear, Beneath Work Surface



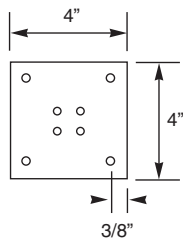
1286 Rear, Beneath Shelf



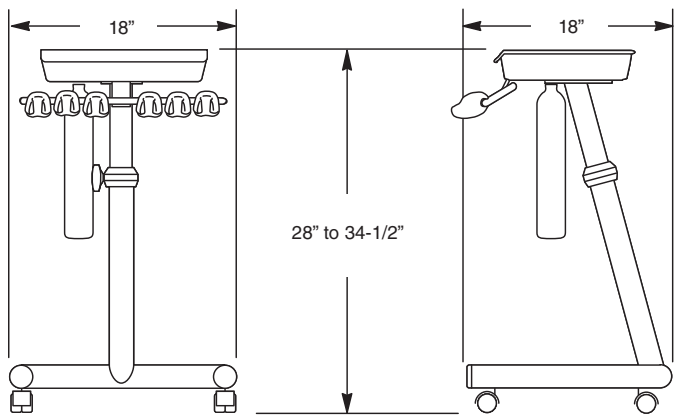
1700-142 Slide Mount Option, 1284/2184



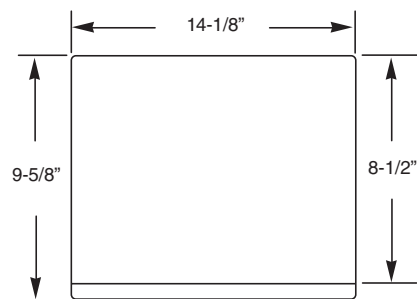
1284/1286 Mounting Plate



5350/5355 Standard IC Cart



5350/5355 Work Surface



Proper maintenance will prolong the life of the dental equipment. It is important to adhere to routine practices for patient safety and avoid premature aging of the dental equipment. Following the step by step details outlined in the Forest Operator Guides included with the product will provide valuable information to achieve optimum success maintaining patient safety and the lifespan of the treatment room equipment.

Forest Packages

Chairs and Stools

Lights and Monitor Mounts

7000 Series

Delivery Systems

Simplified

Factory Options and Parts

General Information

Equipment Warranty

Radiance Operator

Imagine + Operator

Operator Mobile

Sterilization Centers

Orthodontic Cabinetry

Reception/Front Desk Cabinetry

Color Options

Cabinet Warranty

Compressors

Dry Vacuums

Tanks

Wet Vacuums

Utility Room Accessories

Utility Warranty



DENTALEZ and its employees are proud of the products we provide to the dental community. We stand behind these products with a warranty against defects in material and workmanship as provided below.

In the event that you experience difficulty with the application or operation of any of our products, please contact our technical service department at our expense at (800)423-3555.

If we cannot resolve the issue by telephone, we will arrange for a representative to contact you or suggest that the product be repaired by a dealer service technician.

If product return is required, we will provide you with a Return Authorization number and shipping instructions to return the product to the proper facility. If the product is under warranty we will ask you to provide proof of purchase such as a copy of your invoice. Please be sure to include the Return Authorization number on the package you are returning. It is the responsibility of the purchaser/end user to immediately cease using the product upon discovery that the product is not in proper working order and to dispose of any defective product that is not returned to DENTALEZ.

Freight costs for product returns are the responsibility of the customer. Products under warranty will be repaired or replaced, at our sole discretion, and returned at our expense. We are not responsible for shipping damages. We will, however, help you file a claim with the freight carrier.

DENTALEZ warrants all equipment and parts to be free of defects in material and workmanship, under normal usage, under the following terms:

Forest	Limited Warranty Period*
Patient chairs / Provider stools	5 years from date of installation
Chair / Stool upholstery	2 years from date of installation
Delivery systems	5 years from date of installation
7000 series delivery system chassis	20 years from date of installation
Handpiece illumination systems	6 months from date of installation
Power suppliers, Syringe buttons, HVE and SE valves	1 year from date of installation
Water bottles, gas springs, and handpiece tubing	2 years from date of installation
Air and Water tubing connectors (T's), Distribution block, Master control block, Flow valves	20 years from date of installation
Operatory lights	5 years from date of installation

Please note the following additional terms of our warranty and return policy:

- This warranty covers manufacturing defects only and does not cover defects resulting from abuse, accidents, misuse, improper handling, cleaning, care or maintenance. Damage, including, without limitation, discoloration of upholstery, resulting from contact, such as dye transfer, from garments worn by dental staff/team, the use of chemicals, cleaners, disinfectants or sterilization is not covered under this warranty nor is normal wear and tear. Failure to follow or observe our operating/use, maintenance and/or installation instructions voids this warranty as does the use of non-authorized parts and repairs made by an unauthorized repair facility.
- **Liability is limited to repair or replacement of the defective part(s) or products at our sole discretion. All other liabilities, in particular liability for damages, including, without limitation, special, exemplary, consequential or incidental damages are excluded.**
- THIS WARRANTY IS IN LIEU OF ALL OTHER WARRANTIES, EXPRESSED OR IMPLIED, INCLUDING ANY IMPLIED WARRANTIES OF MERCHANTABILITY OR FITNESS FOR A PARTICULAR PURPOSE. NO EMPLOYEE, REPRESENTATIVE OR DEALER IS AUTHORIZED TO CHANGE THIS WARRANTY IN ANY WAY OR TO GRANT ANY OTHER WARRANTY.

CANCELLATION POLICY:

Standard orders: Written cancellation request required within 3 days of order entry date, otherwise a 25% restock fee will be charged. Expedited ship date requests are non-cancellable.

CUSTOM ORDERS:

- Custom configurations are those that deviate from Forest’s published product offering; these orders are non-cancellable and non-returnable.
- May be subject to an additional “Deviation” charge and/or a non-refundable engineering charge.
- Custom powder coat, custom plastic surface treatments and/or custom treatments such as multiple color combinations or custom colors may result in an upcharge of 10-15% per model and are non-cancellable and non-returnable.

WARRANTY REPLACEMENTS:

Parts replaced on a product that is in warranty will be warranted for the duration of that product’s original warranty

PRODUCT RETURN:

Opened products or product returns more than a year old cannot be returned for credit. There will be a 25% (\$25.00 minimum) restocking charge on all items authorized for return.

Ultraleather is a registered trademark of Ultrafabrics, Inc., Formica is a registered trademark of The Diller Corporation, Corian is a registered trademark of DuPont, Wilsonart is a registered trademark of Wilsonart LLC., Meganite is a registered trademark of Lai, James, Naugahyde is a registered trademark of United States Rubber Products, Inc., and Active tilt is a registered trademark of Crown Seating. Designer Friendly is a registered trademark of DTE Oregon, Inc.

Forest Packages

Chairs and Stools

Lights and Monitor Mounts

7000 Series

Delivery Systems

Simplified

Factory Options and Parts

General Information

Equipment Warranty

Radiance Operator

Imagine + Operator

Operatory Mobile

Sterilization Centers

Orthodontic Cabinetry

Reception/Front Desk Cabinetry

Color Options

Cabinet Warranty

Compressors

Dry Vacuums

Tanks

Wet Vacuums

Utility Room Accessories

Utility Warranty

# Heritage

## EQUIPMENT

### EMBRACING OUR TRADITION

DENTALEZ has been providing high-quality equipment to the dental industry for over 60 years. The DENTALEZ Heritage product line continues the legacy of DENTALEZ equipment in a dedicated online catalog while supplies last. The future of DENTALEZ equipment will be re-imagined through the lens of the Forest equipment portfolio.



[DENTALEZ.COM/HERITAGE](https://www.dentalez.com/heritage)

Contact your local representative for more information.

Forest  
Packages

Chairs  
and Stools

Lights and  
Monitor Mounts

7000  
Series

Delivery  
Systems

Simplified

Factory Options  
and Parts

General  
Information

Equipment  
Warranty

Radiance  
Operator

Imagine +  
Operator

Operator  
Mobile

Sterilization  
Centers

Orthodontic  
Cabinetry

Reception/Front  
Desk Cabinetry

Color Options

Cabinet  
Warranty

Compressors

Dry Vacuums

Tanks

Wet Vacuums

Utility Room  
Accessories

Utility  
Warranty

# Imagine+



Forest  
Packages

Chairs  
and Stools

Lights and  
Monitor Mounts

7000  
Series

Delivery  
Systems

Simplified

Factory Options  
and Parts

General  
Information

Equipment  
Warranty

Radiance  
Operator

Imagine +  
Operator

Operator  
Mobile

Sterilization  
Centers

Orthodontic  
Cabinetry

Reception/Front  
Desk Cabinetry

Color Options

Cabinet  
Warranty

Compressors

Dry Vacuums

Tanks

Wet Vacuums

Utility Room  
Accessories

Utility  
Warranty





# RADIANCE

OPERATORY CABINETRY



Forest  
Packages

Chairs  
and Stools

Lights and  
Monitor Mounts

7000  
Series

Delivery  
Systems

Simplified

Factory Options  
and Parts

General  
Information

Equipment  
Warranty

Radiance  
Operator

Imagine +  
Operator

Operator  
Mobile

Sterilization  
Centers

Orthodontic  
Cabinetry

Reception/Front  
Desk Cabinetry

Color Options

Cabinet  
Warranty

Compressors

Dry Vacuums

Tanks

Wet Vacuums

Utility Room  
Accessories

Utility  
Warranty

CABINETS

<b>Radiance Operatory</b>	<b>116</b>
Rear Cabinet (12 O'clock)	116
Side Cabinets	119
Island Cabinet	121
<b>Imagine + Operatory</b>	<b>125</b>
Rear Cabinet (12 O'clock)	126
Side Cabinets	140
Island Cabinet	150
<b>Operatory Mobile</b>	<b>157</b>
<b>Sterilization Centers</b>	<b>163</b>
<b>Orthodontic Cabinetry</b>	<b>170</b>
<b>Reception/Front Desk Cabinetry</b>	<b>180</b>
<b>Color Options</b>	<b>186</b>
<b>Warranty</b>	<b>187</b>

Forest Packages

Chairs and Stools

Lights and Monitor Mounts

7000 Series

Delivery Systems

Simplified

Factory Options and Parts

General Information

Equipment Warranty

Radiance Operatory

Imagine + Operatory

Operatory Mobile

Sterilization Centers

Orthodontic Cabinetry

Reception/Front Desk Cabinetry

Color Options

Cabinet Warranty

Compressors

Dry Vacuums

Tanks

Wet Vacuums

Utility Room Accessories

Utility Warranty





IP-12R-S77



IP-12R-S77

IP-12R-ST77  
w/optional work surface  
and Delivery Unit



Forest Packages

Chairs and Stools

Lights and Monitor Mounts

7000 Series

Delivery Systems

Simplified

Factory Options and Parts

General Information

Equipment Warranty

Radiance Operator

Imagine + Operator

Operator Mobile

Sterilization Centers

Orthodontic Cabinetry

Reception/Front Desk Cabinetry

Color Options

Cabinet Warranty

Compressors

Dry Vacuums

Tanks

Wet Vacuums

Utility Room Accessories

Utility Warranty



IP-12R-77 and IP-12R-ST77



Radiance 12 O'clock Treatment 12R-77

Description	Part Number
Radiance 12 O'clock Treatment Non Pass Thru	IP-12R-77
Radiance 12 O'clock Treatment Pass Thru	IP-12R-77PT

Features (included in retail price)

- Solid surface countertop
- Frame front upper cabinet with Plexiglass windows;Resin inserts extra
- Upper cabinet includes Radiance Illumination-side, task and top LED lighting with 9 adjustable shelves. (accommodates most manufacturers tub sizes)
- Small equipment compartments on Doctor's and Assistant's side
- LED task lighting and 20 amp outlets- USB port
- Midsection designed to accommodate Nitrous built in Flo Meters
- USB Hub and clock timer recessed

Shown with optional Lumicor resin insert windows

Dimensions	In Inches
Width	43 1/4"
Height	77"
Countertop Height	32 1/4"
Depth	22"
Shipping Weight	550 lb.

Radiance 12 O'clock Treatment 12R-ST77

Description	Part Number
Radiance 12 O'clock Treatment Non Pass Thru	IP-12R-ST77
Radiance 12 O'clock Treatment Pass Thru	IP-12R-ST77PT

Features (included in retail price)

- Solid surface countertop with sliding top - Corian group 1-2 or Giblaltargroup 1-3 countertop and work surface
- Frame front upper cabinet with Plexiglass windows and lift up upper cabinet single door
- Upper cabinet includes Radiance Illumination-side and top LED lighting with 9 adjustable Plexiglass tray shelves. (accommodates most manufacturers tub sizes)
- Midsection Upper Cabinet with task LED lighting
- Small equipment compartments on Doctor's and Assistant's side
- LED task lighting and 20 amp outlets- USB port
- Midsection designed to accommodate Nitrous built in Flo Meters
- USB Hub and clock timer recessed

BDS Delivery system (not included)

Forest Packages

Chairs and Stools

Lights and Monitor Mounts

7000 Series

Delivery Systems

Simplified

Factory Options and Parts

General Information

Equipment Warranty

Radiance Operator

Imagine + Operator

Operator Mobile

Sterilization Centers

Orthodontic Cabinetry

Reception/Front Desk Cabinetry

Color Options

Cabinet Warranty

Compressors

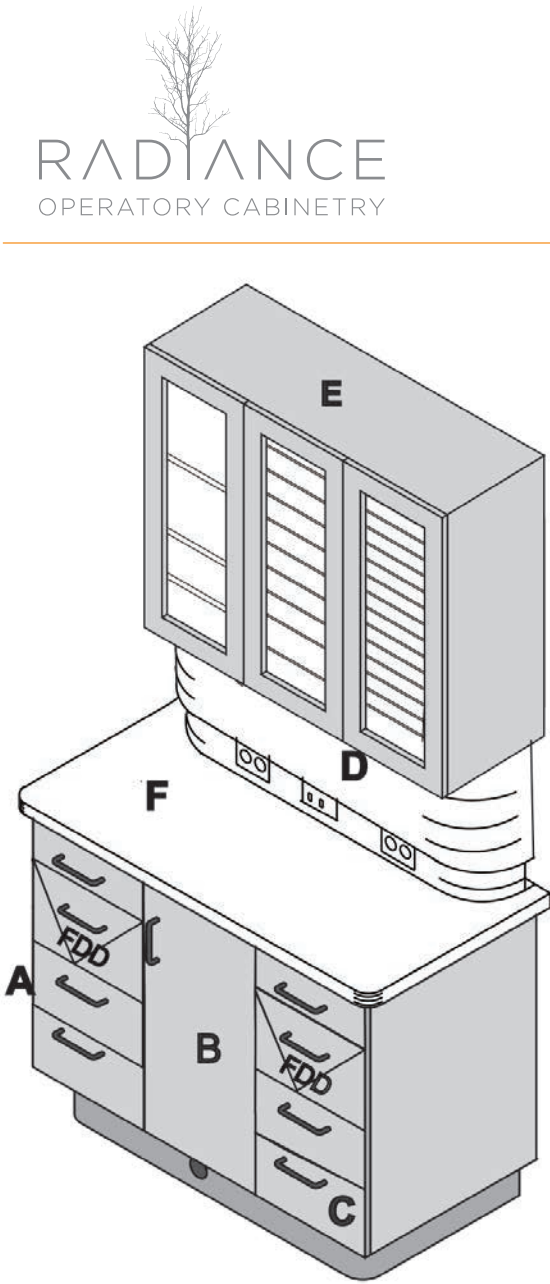
Dry Vacuums

Tanks

Wet Vacuums

Utility Room Accessories

Utility Warranty



## IP-12R-77 and IP-12R-ST77

### Radiance Island Module with X-Ray Enclosure

Description	Part Number
Radiance 12 O'clock Treatment	IP-12R-77

#### Base Cabinet (A-C)

- A Base Module includes; 1 Side Flip Drop Drawer and 2 4" drawers  
4 Drawers- Doctor's front facing
- B Base CPU Module
- C Base Module includes; 1 SFIP Drop Drawer and 2 4" drawers  
4 Drawers – Assistant's front facing

#### Midsection (D)

- D 8" deep-Standard curved midsection or 10" deep to accomodate nitrous flow meter
- D Task LED lighting
- D USB Hub -Clock Timer – recessed

#### Upper Cabinet (E)

- E 3 doors-frame front with Plexiglas (9 each) inserts
- E Glass shelves
- E Puck LED lighting
- E Side LED lighting

#### Solid Surface Countertop (F)

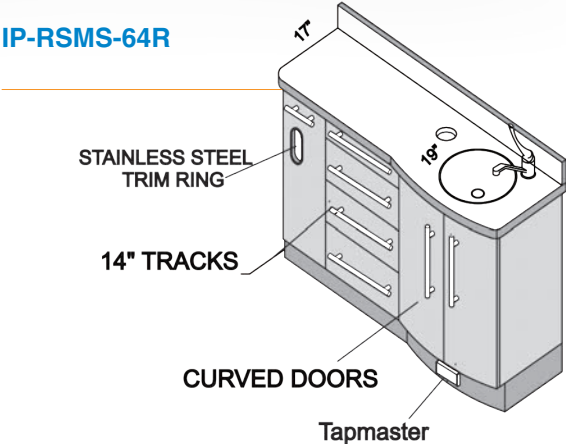
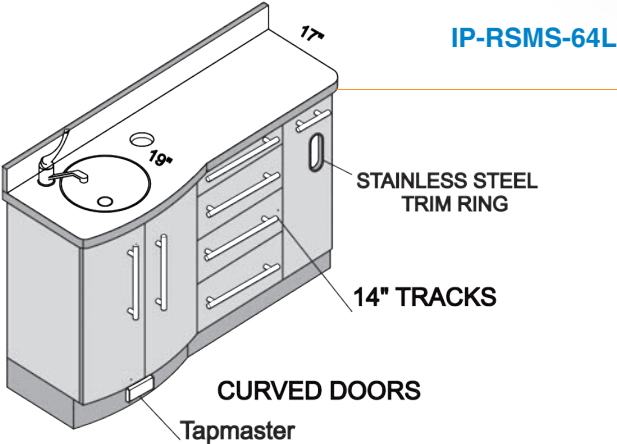
- F Corian group 1-2 or Gibraltar group 1-3

### Popular Options for 12R-77NPT and 12R-77PT

Description	Part Number
Assistant's vacuum package	IP-AVP
Nitrous Flow Meter	IP-CO/COMM
Flush Monitor Mount - mounts to Midsection	IP-FMM
Lumicor Resin Panels (3)-see standard choices	IP-GDIR
Glass tray shelf each	IP-GTS
Second HVE on AVP	IP-HVE2
Left/Right unit with 3 HP positions, HVE, SE, SYR-7' Umbellical-Air-Water Regulators	IP-LRU-BDS-3150
Retracting door system - Nitrous area	IP-RDS
Side flip down drawer	IP-SFLIP
Sliding monitor mount	IP-SMM
Side drawers (4)	IP-SDRW4
Under countertop unit mount	MT600
X-ray shielding	IP-XRS
Pivoting top – solid surface	IP-PT
Solid Surface Countertop with sliding top – Corian or Gibraltar- Series A/B	IP-SST



IP-RSMS-64L and IP-RSMS-64R



Features

- Standard Features-1" Solid Surface Top, Soft Close Doors and Drawers-Tapmaster and Glove Holder
- Drawer cabinets standard: (1) 3 5/8", (1) 7 3/8", (1) 7", and (1) 8 1/4"
- Bar handle pulls
- 14" drawer tracks
- Soft close and extension drawer tracks
- Waste compartment with 5" molded countertop drop and 36 quart waste container
- Glove holder with stainless steel meter ring
- Curved cabinet and countertop
- Curved sink cabinet and countertop
- 13 5/8" diameter x 5 1/4" drop stainless steel sink
- Tapmaster

IP-RSMS-64L and IP-RSMS-64R

Description	Part Number
Radiance Doctor's/Assistant's Side Modules	IP-RSMS-64L
Radiance Doctor's/Assistant's Side Modules	IP-RSMS-64R

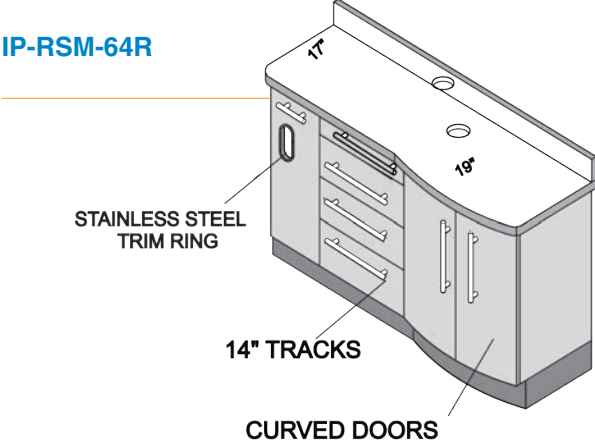
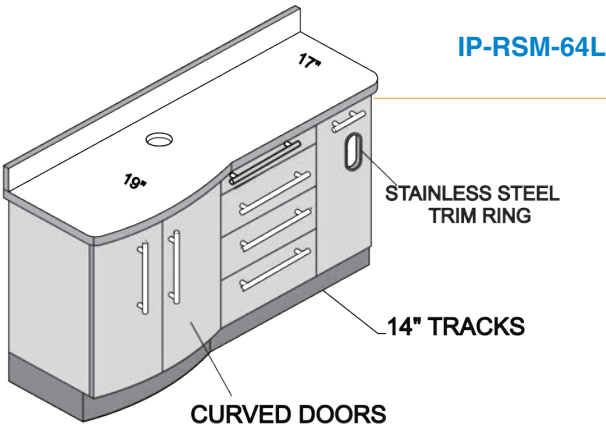
Popular Options

Description	Part Number
Radiance Soap Dispenser	IP-SD

RSM-64L and RSM-64R

RSM-64L and RSM-64R (less sink and Tapmaster)

Description	Part Number
Radiance Doctor's/Assistant's Side Modules	IP-RSM-64L
Radiance Doctor's/Assistant's Side Modules	IP-RSM-64R



Forest Packages

Chairs and Stools

Lights and Monitor Mounts

7000 Series

Delivery Systems

Simplified

Factory Options and Parts

General Information

Equipment Warranty

Radiance Operatory

Imagine + Operatory

Operatory Mobile

Sterilization Centers

Orthodontic Cabinetry

Reception/Front Desk Cabinetry

Color Options

Cabinet Warranty

Compressors

Dry Vacuums

Tanks

Wet Vacuums

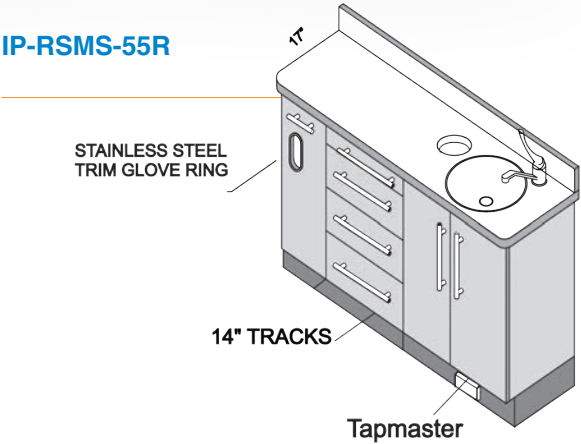
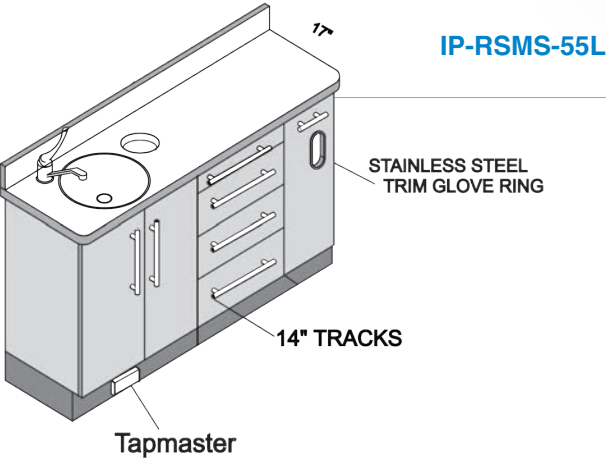
Utility Room Accessories

Utility Warranty





## IP-RSMS-55L and IP-RSMS-55R



Features

- 1" Solid Surface Top, Soft Close Drawers and Doors- Tapmaster and Glove Dispenser included
- Drawer cabinets standard: (1) 3 5/8", (1) 7 3/8", (1) 7", and (1) 8 1/4"
- Bar handle pulls
- 14" drawer tracks
- Soft close and extension drawer tracks
- Waste compartment with 5" molded countertop drop and 36 quart waste container
- Glove holder with stainless steel trim ring
- 13 5/8" diameter x 5 1/4" drop stainless steel sink
- Tapmaster faucet combo (w/ foot activator with lock)

IP-RSMS-55L and IP-RSMS-55R

Description	Part Number
Radiance Doctor's/Assistant's Side Modules	IP-RSMS-55L
Radiance Doctor's/Assistant's Side Modules	IP-RSMS-55R

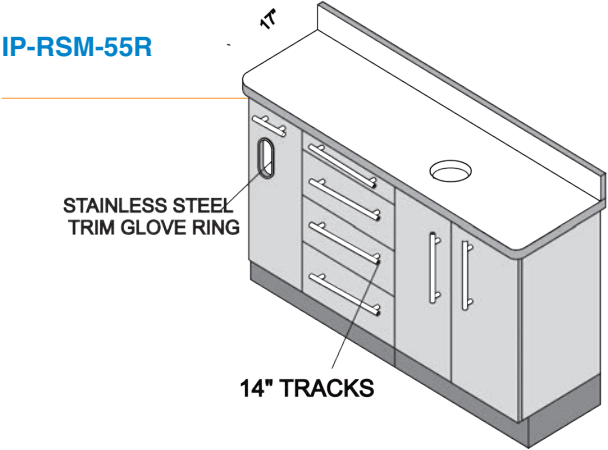
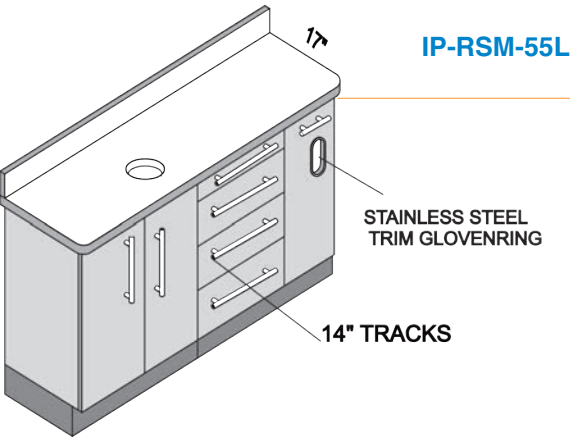
Popular Options

Description	Part Number
Radiance Soap Dispenser	IP-SD

## IP-RSM-55L and IP-RSM-55R

IP-RSM-55L and IP-RSM-55R (less sink and Tapmaster)

Description	Part Number
Radiance Doctor's/Assistant's Side Modules	IP-RSM-55L
Radiance Doctor's/Assistant's Side Modules	IP-RSM-55R



Forest Packages

Chairs and Stools

Lights and Monitor Mounts

7000 Series

Delivery Systems

Simplified

Factory Options and Parts

General Information

Equipment Warranty

Radiance Operatory

Imagine + Operatory

Operatory Mobile

Sterilization Centers

Orthodontic Cabinetry

Reception/Front Desk Cabinetry

Color Options

Cabinet Warranty

Compressors

Dry Vacuums

Tanks

Wet Vacuums

Utility Room Accessories

Utility Warranty





IP-RIMX-104-88



IP-RIMX-104-88



Pass Thru Upper Storage Cabinet

Wash Station



Forest Packages

Chairs and Stools

Lights and Monitor Mounts

7000 Series

Delivery Systems

Simplified

Factory Options and Parts

General Information

Equipment Warranty

Radiance Operatory

Imagine + Operatory

Operatory Mobile

Sterilization Centers

Orthodontic Cabinetry

Reception/Front Desk Cabinetry

Color Options

Cabinet Warranty

Compressors

Dry Vacuums

Tanks

Wet Vacuums

Utility Room Accessories

Utility Warranty



IP-RIMX-104-88

Radiance Island Module with X-Ray Enclosure as shown

Description	Part Number
Radiance Island Module with X-Ray Enclosure	IP-RIMX-104-88

Popular Options

Description	Part Number
Glove, Tissue or C-Fold Dispenser	IP-GD-2
Resin Door Inserts in center upper storage	IP-RDI

Dimensions	In Inches
Width	104"
Height	88"
Countertop Height	33 1/2"
Depth	20 1/2"
Depth with X-Ray Columns	23 1/2"

Features

- Solid surface countertop-Corian group 1-2 or Gibraltar group 1-3
- Privacy center divider with LED task lighting and dual 20 amp electrical outlets
- Upper storage cabinet with 4 Plexiglass shelves and frosted glass framed window inserts (4). Radiance illumination side and task LED lighting.
- Privacy X-ray bifold storage door with 3 drawers on Assistant's side and 2 drawers on Doctor's side
- Sink mirror with storage compartment with 2 melamine shelves
- Vessel Sink in Brushed Nickel and Brushed Nickel sink faucet
- Tapmaster foot control sink

RIMX-104-88 with Glass Bowl Option

Forest Packages

Chairs and Stools

Lights and Monitor Mounts

7000 Series

Delivery Systems

Simplified

Factory Options and Parts

General Information

Equipment Warranty

Radiance Operatory

Imagine + Operatory

Operatory Mobile

Sterilization Centers

Orthodontic Cabinetry

Reception/Front Desk Cabinetry

Color Options

Cabinet Warranty

Compressors

Dry Vacuums

Tanks

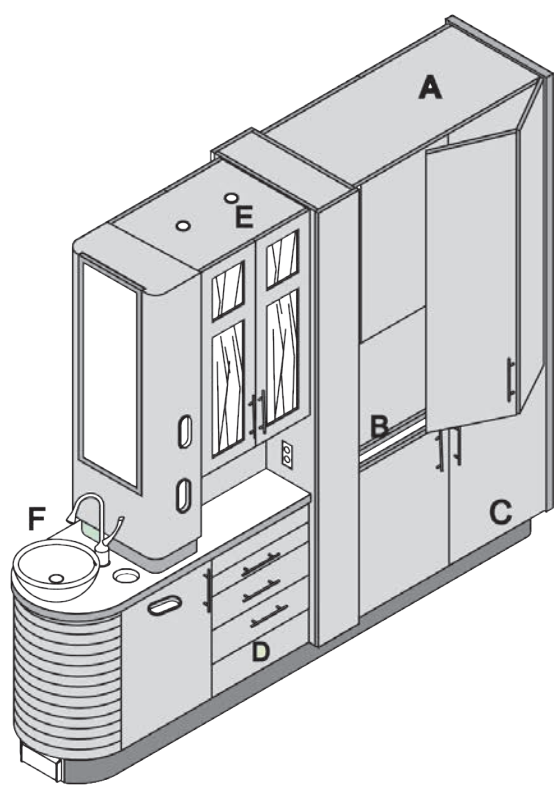
Wet Vacuums

Utility Room Accessories

Utility Warranty



RIMX-104-88



Radiance Island Module with X-Ray Enclosure

Description	Part Number
Island module with X-ray enclosure – solid surface sink base – soft close doors and drawers-wash station with sink and tapmaster	IP-RIMX-104-88
A X-ray shielding and x-ray storage compartment	IP-RIMX-104-88-XRS
B Drawer under X-ray compartment	IP-RIMX-104-88-DWR
Pass thru base cabinet under X-ray storage compartment with 2 doors and 2 adjustable shelves	IP-RIMX-104-88-BCPT
D Pass thru base with drawers	IP-RIMX-104-88-BCD
E Upper Storage cabinet with shelves and plexi glass windows inserts (Pass Thru). Cabinet has Radiance illumination side and LED task lighting	N/A
F Wash Station with mirror, brushed nickel vessel sink and Tapmaster.	N/A

Popular Options

Description	Part Number
Glove, Tissue or C-Fold Dispenser	IP-GD-2
Resin Door Inserts in center upper storage	IP-RDI
Soap dispenser	IP-SD
Tapmaster foot control deduction	IP-TMC

Wash Station

Sink choices: glass, brushed nickel vessels, under mounted stainless steel or molded solid surface
Glass mirror has touch latch and opens to a medicament storage cabinet



Forest Packages

Chairs and Stools

Lights and Monitor Mounts

7000 Series

Delivery Systems

Simplified

Factory Options and Parts

General Information

Equipment Warranty

Radiance Operatory

Imagine + Operatory

Operatory Mobile

Sterilization Centers

Orthodontic Cabinetry

Reception/Front Desk Cabinetry

Color Options

Cabinet Warranty

Compressors

Dry Vacuums

Tanks

Wet Vacuums

Utility Room Accessories

Utility Warranty



Door Detail

Island Upper Storage



Lumicor Insert Light transparent resin panels

Radiance Illumination Side LED



Island Upper Cabinet View



LED Lighting

PlexiGlass Shelves

12 O'clock Flip Door (Optional)



Forest Packages

Chairs and Stools

Lights and Monitor Mounts

7000 Series

Delivery Systems

Simplified

Factory Options and Parts

General Information

Equipment Warranty

Radiance Operator

Imagine + Operator

Operator Mobile

Sterilization Centers

Orthodontic Cabinetry

Reception/Front Desk Cabinetry

Color Options

Cabinet Warranty

Compressors

Dry Vacuums

Tanks

Wet Vacuums

Utility Room Accessories

Utility Warranty





## Rear (12 O'clock) Cabinets



*Ask about our  
custom cabinets!*



Forest  
Packages

Chairs  
and Stools

Lights and  
Monitor Mounts

7000  
Series

Delivery  
Systems

Simplified

Factory Options  
and Parts

General  
Information

Equipment  
Warranty

Radiance  
Operator

Imagine +  
Operator

Operator  
Mobile

Sterilization  
Centers

Orthodontic  
Cabinetry

Reception/Front  
Desk Cabinetry

Color Options

Cabinet  
Warranty

Compressors

Dry Vacuums

Tanks

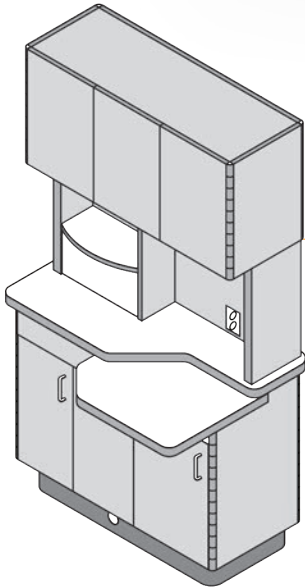
Wet Vacuums

Utility Room  
Accessories

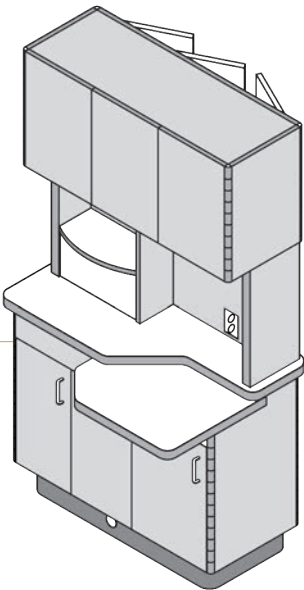
Utility  
Warranty



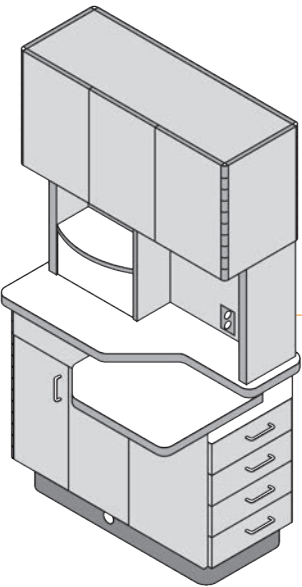
IP-12T-S, IP-12T-SPT and IP-12T-SD, IP-12T-SDPT



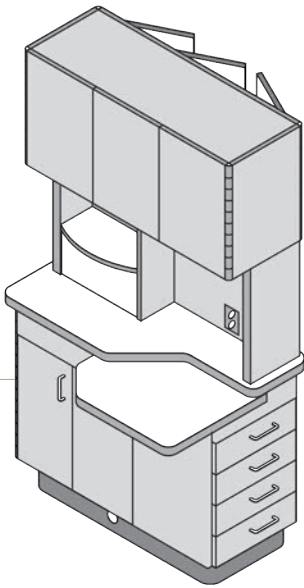
IP-12T-S  
Standard Non Pass-Thru



IP-12T-SPT  
Standard Pass-Thru



IP-12T-SD  
Standard Non Pass-Thru



IP-12T-SDPT  
Standard Non Pass-Thru

12 O'Clock Treatment, IP-12T

Description	Part Number
12 O'clock Treatment Center (Standard)	IP-12T-S
12 O'clock Treatment Center (Passthru)	IP-12T-SPT
12 O'clock Treatment Center with side drawers (Standard)	IP-12T-SD
12 O'clock Treatment Center with side drawers (Passthru)	IP-12T-SDPT

Dimensions	In Inches
Length	43 1/4"
Depth	29" Retracted-36" Extended
Height	75"
Countertop	33 1/2"
Shipping Weight	600 lb.

Features

- Includes Solid Surface Top Soft Close Doors
- One storage cabinet with adjustable shelves (Dr's side)
- Removable bottom for utility connections
- Pullout work surface extends from 29" to 36"
- 12" task light and 20-amp outlet
- Aluma steel base with leveling feet

IP-12T-S ONLY

- One storage cabinet with pullout drawer (Asst's side)
- Upper cabinet with adjustable tub and tray racks two adjustable shelves (Accommodates most manufacturers tub sizes)

IP-12T-SD ONLY

- Side cabinet with four drawers (Assistant's side)
- Upper cabinet with adjustable shelves

Forest Packages

Chairs and Stools

Lights and Monitor Mounts

7000 Series

Delivery Systems

Simplified

Factory Options and Parts

General Information

Equipment Warranty

Radiance Operator

Imagine + Operator

Operator Mobile

Sterilization Centers

Orthodontic Cabinetry

Reception/Front Desk Cabinetry

Color Options

Cabinet Warranty

Compressors

Dry Vacuums

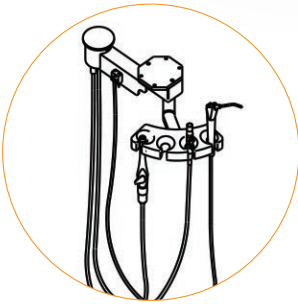
Tanks

Wet Vacuums

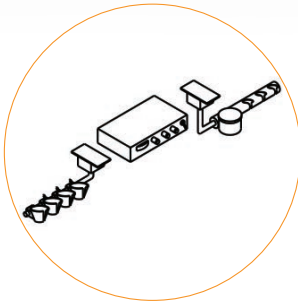
Utility Room Accessories

Utility Warranty

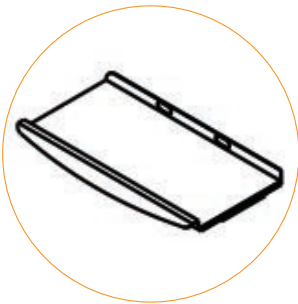
IP-12T-S, IP-12T-SPT and IP-12T-SD, IP-12T-SDPT



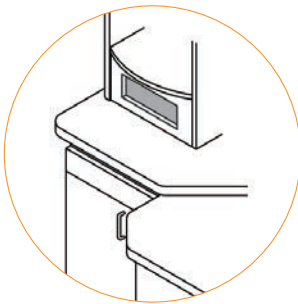
IP-AVP



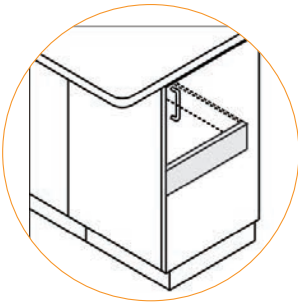
IP-UCMU



IP-KB/CW



IP-CO/COMM



IP-SDO

12 O'Clock Treatment, IP-12T

Description	Part Number
12 O'clock Treatment Center (Standard)	IP-12T-S
12 O'clock Treatment Center (Passthru)	IP-12T-SPT
12 O'clock Treatment Center with side drawers (Standard)	IP-12T-SD
12 O'clock Treatment Center with side drawers (Passthru)	IP-12T-SDPT

Select Options

Description	Part Number
Assistant's vacuum package	IP-AVP
Cutout for communication panel	IP-CO/COMM
Drawers on doctor's side (per drw)	IP-DRW/DRS
Glass tray shelf (each)	IP-GTS
Glass door inserts (per door)	IP-GDI
Side door opening	IP-SDO
Delivery System, beneath shelf mount	MT600BS
Delivery System, top shelf mount	MT600TS

IP-12T-S ONLY

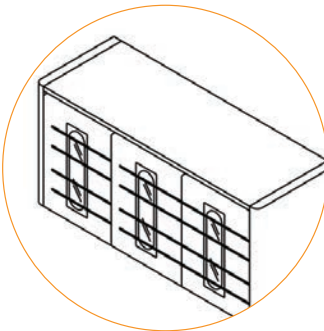
X-ray shielding for non pass thru cabinet	IP-12T-S/XRS
Sliding monitor mount	IP-SMM

IP-12T-SD ONLY

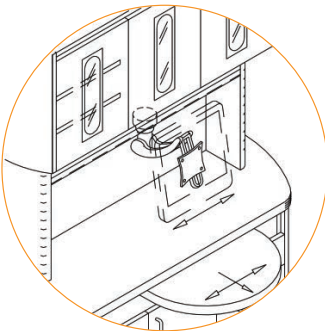
X-ray shielding for non pass thru cabinet	12T-SD/XRSIP-
---	---------------

Select Countertop Options

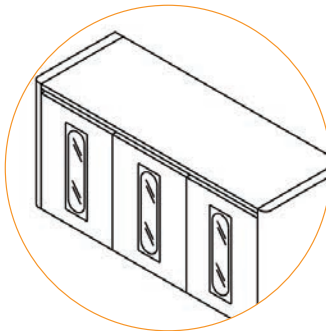
Solid Surface countertop
--------------------------



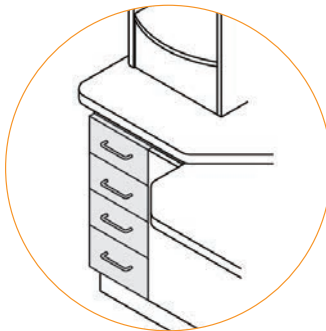
IP-GTS



IP-SMM



IP-GDI



IP-DRW/DRS

Forest Packages

Chairs and Stools

Lights and Monitor Mounts

7000 Series

Delivery Systems

Simplified

Factory Options and Parts

General Information

Equipment Warranty

Radiance Operator

Imagine + Operator

Operator Mobile

Sterilization Centers

Orthodontic Cabinetry

Reception/Front Desk Cabinetry

Color Options

Cabinet Warranty

Compressors

Dry Vacuums

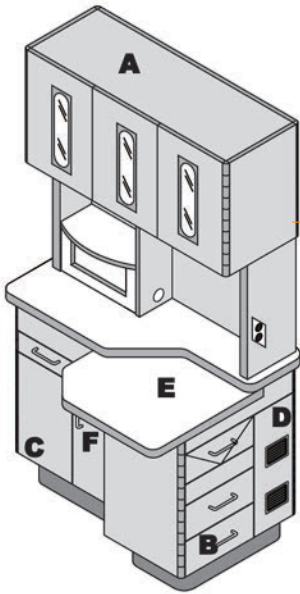
Tanks

Wet Vacuums

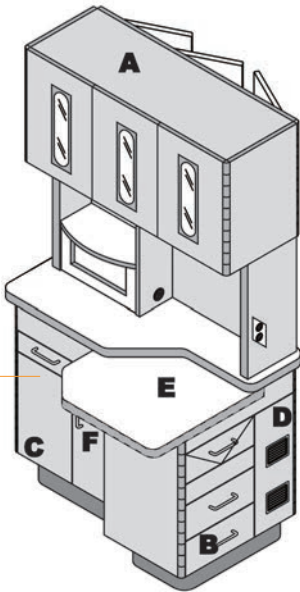
Utility Room Accessories

Utility Warranty

IP-12T-S-2, IP-12T-S-2PT



IP-12T-S-2  
Standard Non Pass-Thru



IP-12T-S-2PT  
Standard Pass-Thru

12 O'Clock Treatment, IP-12T

Description	Part Number
12 O'clock Treatment Center (Standard)	IP-12T-S-2
12 O'clock Treatment Center (Passthru)	IP-12T-S-2PT

Select Options

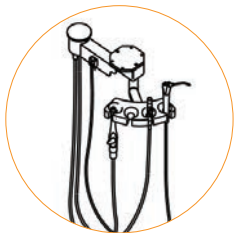
Description	Part Number
X-ray shielding for non pass thru cabinet	IP-12T-S-2/XRS
Assistant vacuum package	IP-AVP
Cutout for Communication panel	IP-CO/COMM
Drawers on doctor's side (per drawer)	IP-DRW/DRS
Glass door (inserts per door)	IP-GDI
Glass tray shelf (each)	IP-GTS
Keyboard/w Mouse Tray	IP-KB/CWT
Side Door Option	IP-SDO
Sliding monitor mount	IP-SMM
Tapmaster foot control	IP-TMC
Delivery System, beneath shelf mount	MT600BS
Delivery System, top shelf mount	MT600TS

Select Countertop Options

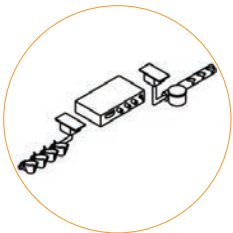
Solid Surface countertop

Features

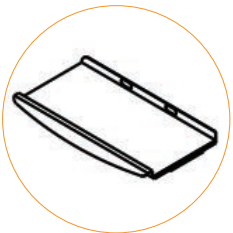
- A Upper cabinet with two fully adjustable tub and tray racks 12" task light and 20-amp outlet
- B Side cabinet with four drawers including one flip drawer (Assistant's side)
- C One storage cabinet with adjustable shelves and drawers (Doctor's side)
- D CPU storage with vents (Accommodates most manufacturers tub sizes)
- E Pullout work surface extends from 29" to 36"
- F Separate base with leveling feet. Removable bottom for utility connections



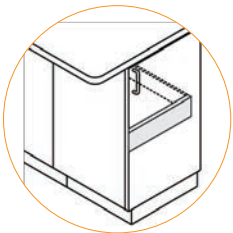
IP-AVP



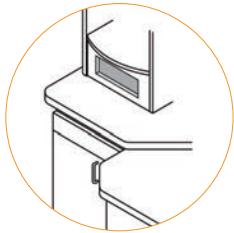
IP-UCMU



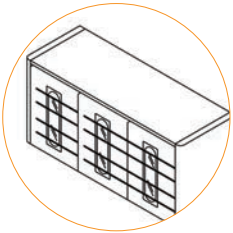
IP-KB/CW



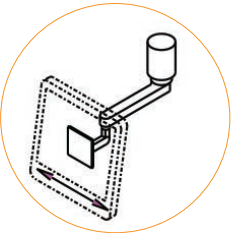
IP-SDO



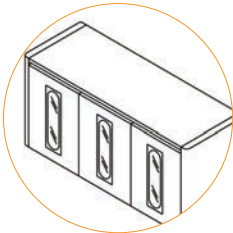
IP-CO/COMM



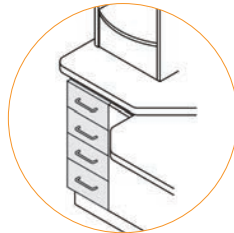
IP-GTS



IP-SMM

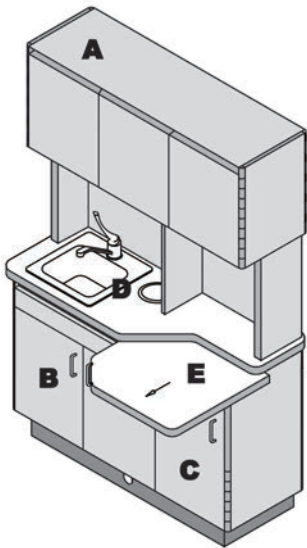


IP-GDI

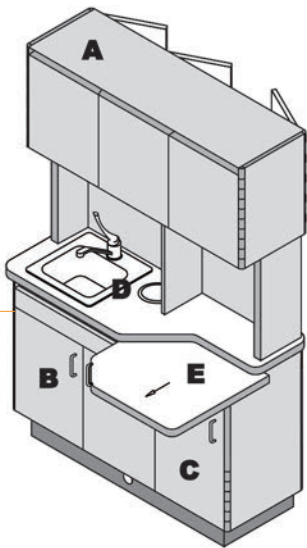


IP-DRW/DRS

IP-12T-SK, IP-12T-SKPT



IP-12T-SK  
Standard Non Pass-Thru



IP-12T-SKPT  
Standard Pass-Thru

12 O'Clock Treatment, 12T

Description	Part Number
12 O'clock Treatment Center (Standard)	IP-12T-SK
12 O'clock Treatment Center (Passthru)	IP-12T-SKPT

Select Options

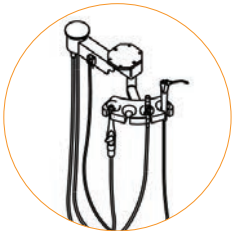
Description	Part Number
X-ray shielding for non pass thru cabinet	IP-12T-S-2/XRS
Assistant vacuum package	IP-AVP
Glass door inserts per door	IP-GDI
Glass tray shelf (each)	IP-GTS
Keyboard/w Mouse Tray	IP-KB/CWT
Soap dispenser (each)	IP-SD
Side Door Option	IP-SDO
Side flip drawer	IP-SFLIP
Tapmaster foot control	IP-TMC
Delivery System, beneath shelf mount	MT600BS
Delivery System, top shelf mount	MT600TS

Select Countertop Options

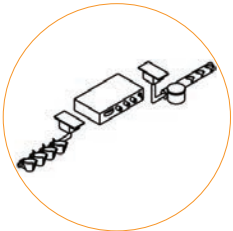
Solid Surface countertop

Features

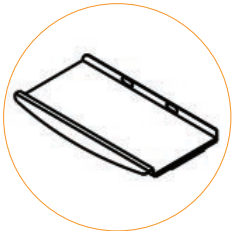
- A Upper cabinet with two fully adjustable tub and tray racks, two adjustable shelves, 12" task light and 20 amp outlet
- B One sink cabinet with 36qt waste container
- C One storage cabinet with pullout drawer (Accommodates most manufacturers tub sizes)
- D 15"x 15"x 6" stainless steel sink with single lever faucet
- E Pullout work surface extends from 30 to 38"
- F Separate base with leveling feet. Removable bottom for utility connections



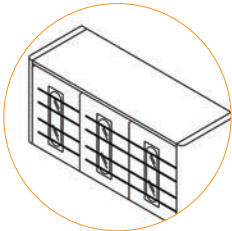
IP-AVP



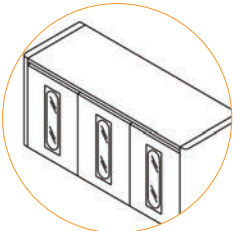
IP-UCMU



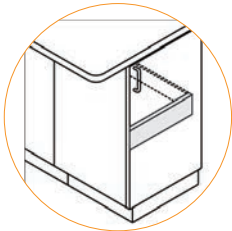
IP-KB/CW



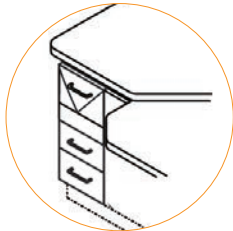
IP-GTS



IP-GDI



IP-SDO



IP-SFLIP

Forest Packages

Chairs and Stools

Lights and Monitor Mounts

7000 Series

Delivery Systems

Simplified

Factory Options and Parts

General Information

Equipment Warranty

Radiance Operator

Imagine + Operator

Operator Mobile

Sterilization Centers

Orthodontic Cabinetry

Reception/Front Desk Cabinetry

Color Options

Cabinet Warranty

Compressors

Dry Vacuums

Tanks

Wet Vacuums

Utility Room Accessories

Utility Warranty



IP-12T-L

12 O'Clock Treatment, IP-12T-L

Description	Part Number
12 O'clock Treatment Center (Standard)	IP-12T-L

Dimensions	In Inches
Length	43 1/4"
Depth	29" Retracted-37" Extended
Height	56 5/8"
Countertop Height	33 1/2"
Pullout Regular top	22" - 23"

Select Options

Description	Part Number
X-ray shielding for non pass thru cabinet	IP-12T-S-2/XRS
Assistant vacuum package	IP-AVP
Drawers on doctor's side (per drw)	IP-DRW/DRS
Side door opening	IP-SDO
Side drawers (4)	IP-SDRW4
Side flip drawer	IP-SFLIP
Upper Cabinet	IP-UW 4230

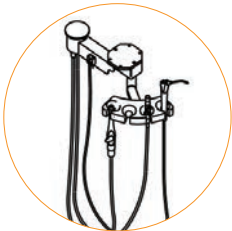
Select Countertop Options

Solid Surface countertop

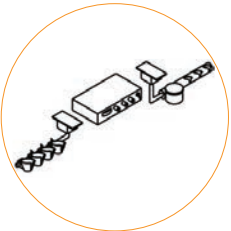
Features

- 1" Solid Surface Top, Soft Close Doors and Drawers and Upper Cabinet
- One storage cabinet with adjustable shelves. (Doctor's side)
- One storage cabinet with pullout shelves. (Assistant's side)
- Removable bottom for utility connections
- Pullout work surface extends from 29" to 36"
- Separate base with leveling feet

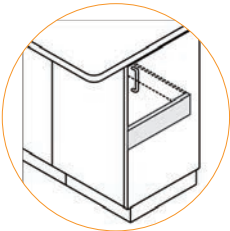
IP-12T-SKPT  
Standard Pass-Thru



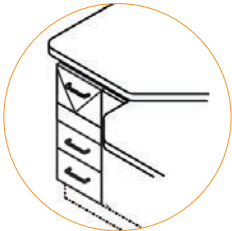
IP-AVP



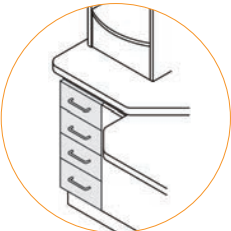
IP-UCMU



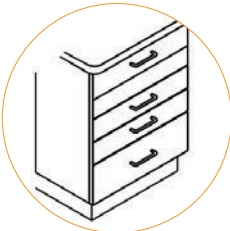
IP-SDO



IP-SFLIP



IP-DRW/DRS



IP-SDRW4

Forest Packages

Chairs and Stools

Lights and Monitor Mounts

7000 Series

Delivery Systems

Simplified

Factory Options and Parts

General Information

Equipment Warranty

Radiance Operator

Imagine + Operator

Operator Mobile

Sterilization Centers

Orthodontic Cabinetry

Reception/Front Desk Cabinetry

Color Options

Cabinet Warranty

Compressors

Dry Vacuums

Tanks

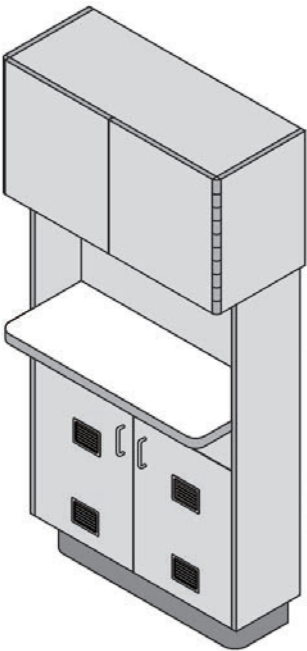
Wet Vacuums

Utility Room Accessories

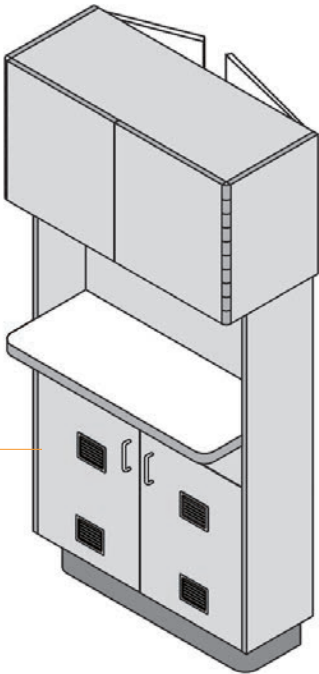
Utility Warranty



IP-12B-37 and IP-12B-37PT



IP-12B-37  
Standard Non Pass-Thru



IP-12B-37PT  
Standard Pass-Thru

12 O'Clock Treatment

Description	Part Number
12 O'clock Treatment Center (Standard)	IP-12B-37
12 O'clock Treatment Center (Passthru)	IP-12B-37PT


Dimensions	In Inches
Length	37 1/4"
Depth upper	15 1/4"
Depth lower	17 1/4" (@c'top)
Height	75"
Countertop	36"

Select Options


Description	Part Number
IP-12B-37PT MUST BE BOLTED TO FLOOR	
X-ray shielding for non pass thru cabinet	IP-12B-37/XRS
Glass Door Insert, in laminate door, per door	IP-GDI
Keyboard/w mouse tray	IP-KB/CWT
Sliding monitor mount	IP-SMM
White Vent Grill 10 x 4 1/4	IP-VG B101

Features

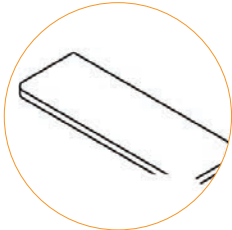
- Upper cabinet with two fully adjustable tub and tray racks, and glass door inserts. (Accommodates most manufacturers tub sizes)
- Lower cabinet with removable bottom for utility connections
- One storage cabinet with pullout shelves. (Assistant's side)
- Task lighting and 20 amp outlets
- Separate base with leveling feet



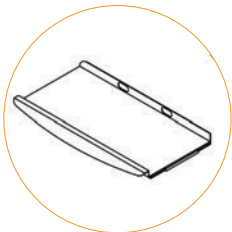
IP-VG



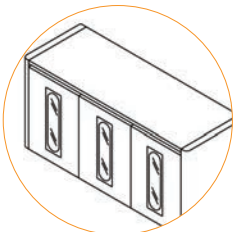
IP-SMM



IP-12B-37/LAM



IP-KB/CWT



IP-GDI

Forest Packages

Chairs and Stools

Lights and Monitor Mounts

7000 Series

Delivery Systems

Simplified

Factory Options and Parts

General Information

Equipment Warranty

Radiance Operator

Imagine + Operator

Operator Mobile

Sterilization Centers

Orthodontic Cabinetry

Reception/Front Desk Cabinetry

Color Options

Cabinet Warranty

Compressors

Dry Vacuums

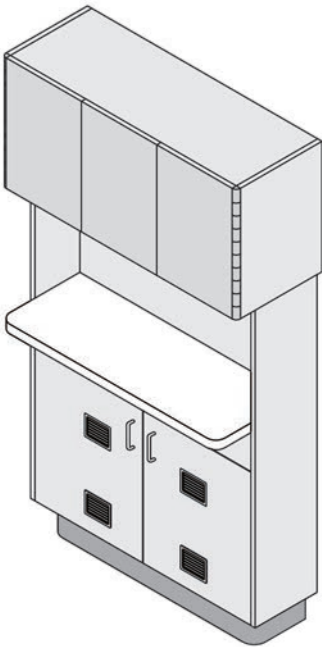
Tanks

Wet Vacuums

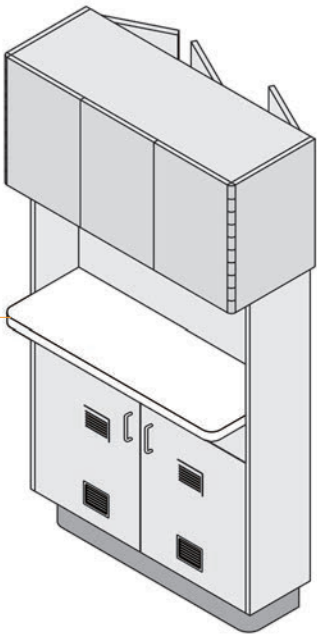
Utility Room Accessories

Utility Warranty

IP-12B-43 and IP-12B-43PT



IP-12B-43  
Standard Non Pass-Thru



IP-12B-43PT  
Standard Pass-Thru

12 O'Clock Treatment

Description	Part Number
12 O'clock Treatment Center (Standard)	IP-12B-43
12 O'clock Treatment Center (Passthru)	IP-12B-43PT

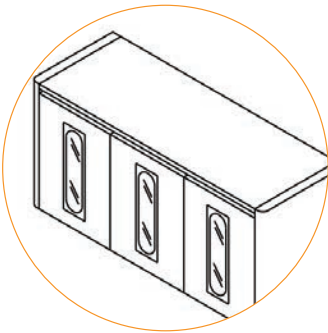
Dimensions	In Inches
Length	43 1/4"
Depth upper	15 1/4"
Depth lower	17 1/4" (@c'top)
Height	75"
Countertop	36"

Select Options

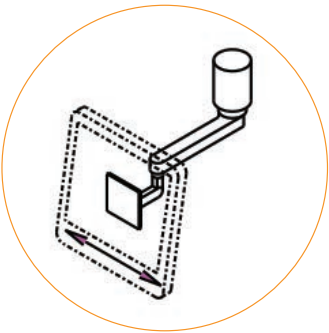
Description	Part Number
IP-12B-43PT MUST BE BOLTED TO FLOOR	
X-ray shielding for non pass thru cabinet	IP-12B-43/XRS
Glass Door Insert, in laminate door, per door	IP-GDI
Keyboard/w mouse tray	IP-KB/CWT
Sliding monitor mount	IP-SMM
Vent Grill	IP-VG B101

Features


- A Upper cabinet with two fully adjustable tub and tray racks (Accommodates most manufacturers tub sizes)
  - Glass door inserts
  - Task lighting and 20 amp outlets
- B Lower cabinet
  - Removable bottom for utility connections
  - Separate base with leveling feet



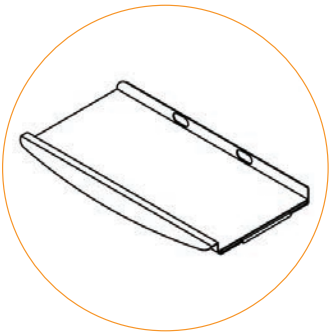
IP-GDI



IP-SMM



IP-VG



IP-KB/CWT

Forest Packages

Chairs and Stools

Lights and Monitor Mounts

7000 Series

Delivery Systems

Simplified

Factory Options and Parts

General Information

Equipment Warranty

Radiance Operator

Imagine + Operator

Operator Mobile

Sterilization Centers

Orthodontic Cabinetry

Reception/Front Desk Cabinetry

Color Options

Cabinet Warranty

Compressors

Dry Vacuums

Tanks

Wet Vacuums

Utility Room Accessories

Utility Warranty

# IP-12T-HT and IP-12T-HTST

## 12 O'Clock Treatment, IP-12T

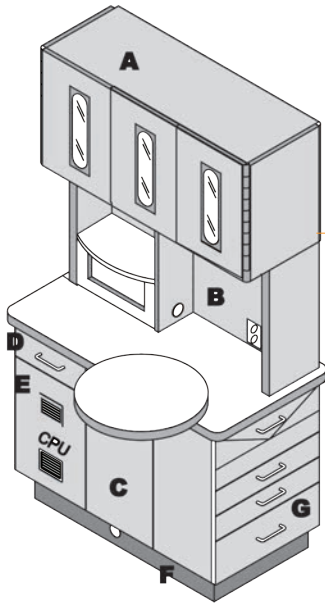
Description	Part Number
12 o'clock Treatment High Tech	IP-12T-HT
12 o'clock Treatment High Tech (Pass Thru)	IP-12T-HTPT
12 o'clock High Tech Unit w/Sliding Top	IP-12T-HTST-2
12 o'clock High Tech Unit w/Sliding Top (Pass Thru - NEW)	IP-12T-HTST-PT-2

Dimensions	In Inches
Width	43 1/4"
Height	75"
Countertop Height	33 1/2"
Depth	22"
Shipping Weight	550 lb.

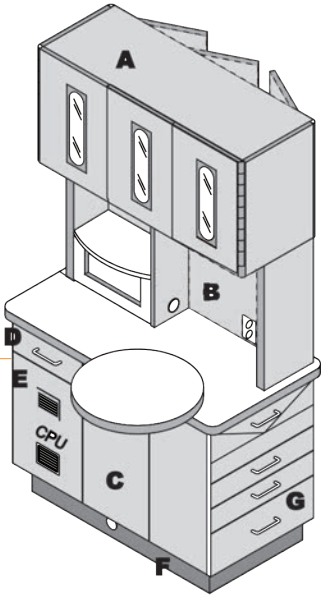
## Features

- Includes 1" Solid Surface Top, Soft Close Doors and Drawers
- A Upper cabinet with fully adjustable tub/tray racks
- Two adjustable shelves (Accommodates most manufacturers tub sizes)
- Task lighting and 20amp outlet
- B Communications panel cutout
- C Cabinet for clean water system/nitrous
- D Small equipment compartment
- E Cabinet for CPU storage
- F Separate base with leveling feet
- G Side drawers
- H Pull out work surface

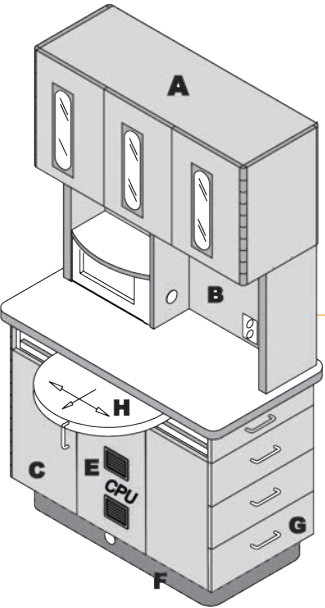
## IP-12T-HTST AND IP-12T-HTST-PT ONLY



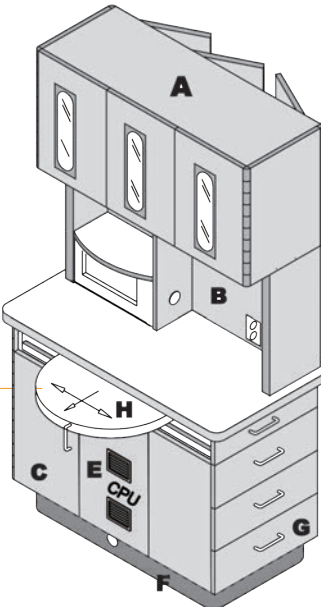
IP-12T-HT  
Standard Non Pass-Thru



IP-12T-HTPT  
Standard Pass-Thru

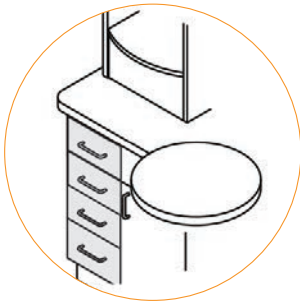


IP-12T-HTST-2  
Standard Non Pass-Thru

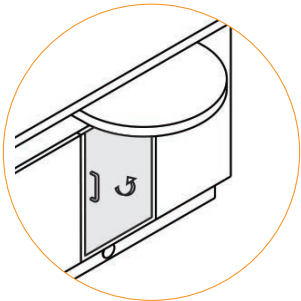


IP-12T-HTST-PT-2  
Standard Pass-Thru

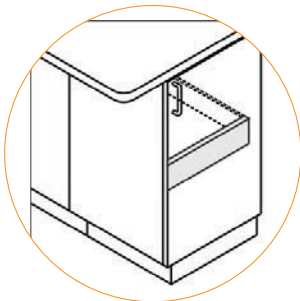
IP-12T-HT and IP-12T-HTST



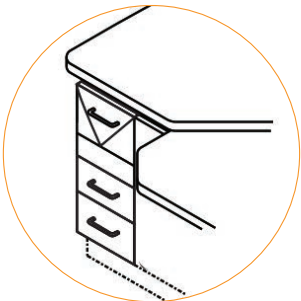
IP-DRW/DRS



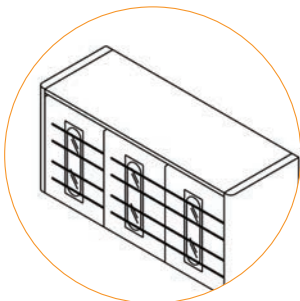
IP-RDS



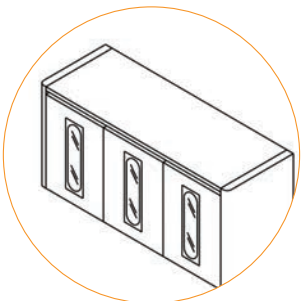
IP-SDO



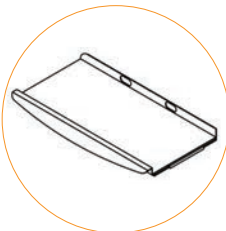
IP-SFLIP



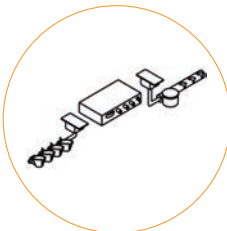
IP-GTS



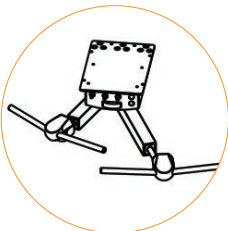
IP-GDI



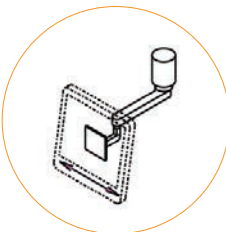
IP-KB/CW




IP-UCMU



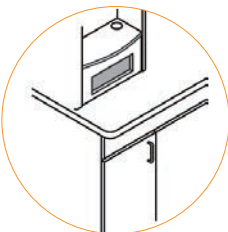
IP-LRU



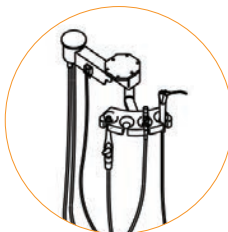
IP-SMM



IP-VG



IP-CO/COMM



IP-AVP

12 O'Clock Treatment, IP-12T-HT

Description	Part Number
12 o'clock Treatment High Tech	IP-12T-HT
12 o'clock Treatment High Tech (Pass Thru)	IP-12T-HTPT
12 o'clock High Tech Unit w/Sliding Top	IP-12T-HTST-2
12 o'clock High Tech Unit w/Sliding Top (Pass Thru - NEW)	IP-12T-HTST-PT-2

Select Options

Description	Part Number
X-ray shielding for non pass thru cabinet	IP-12T-HT/XRS
Assistant's Vacuum Package	IP-AVP
Nitrous Flow Meter	IP-CO/COMM
Glass Door Insert, in laminate door	IP-GDI
Glass Tray Shelves-each	IP-GTS
Side Door Opening	IP-SDO
Side Drawers (4)	IP-SDRW4
Side flip drawer	IP-SFLIP
Sliding monitor mount	IP-SMM
White Vent Grill 10 x 4 1/4	IP-VG B101
Delivery System, beneath shelf mount	MT600BS
Delivery System, top shelf mount	MT600TS

Additional Options: IP-12T-HTST-2 and IP-12T-HTSTPT-2

Second HVE on AVP	IP-HVE-2
Left / Right Dual Purpose Arm & Instrumentation	IP-LRU
Retracting Door (Side)	IP-RDS

Forest Packages

Chairs and Stools

Lights and Monitor Mounts

7000 Series

Delivery Systems

Simplified

Factory Options and Parts

General Information

Equipment Warranty

Radiance Operator

Imagine + Operator

Operator Mobile

Sterilization Centers

Orthodontic Cabinetry

Reception/Front Desk Cabinetry

Color Options

Cabinet Warranty

Compressors

Dry Vacuums

Tanks

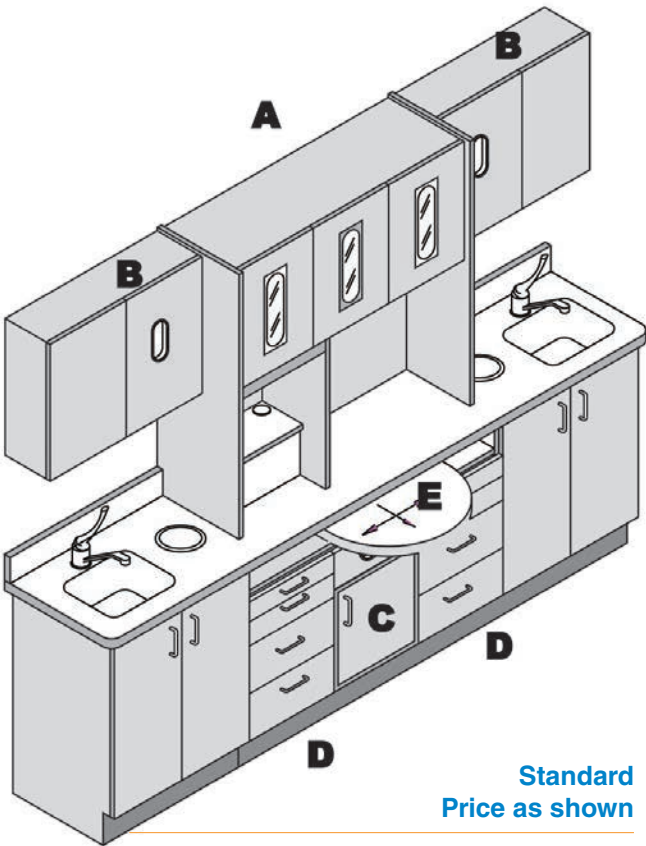
Wet Vacuums

Utility Room Accessories

Utility Warranty



IP-RSU-96



Standard  
Price as shown

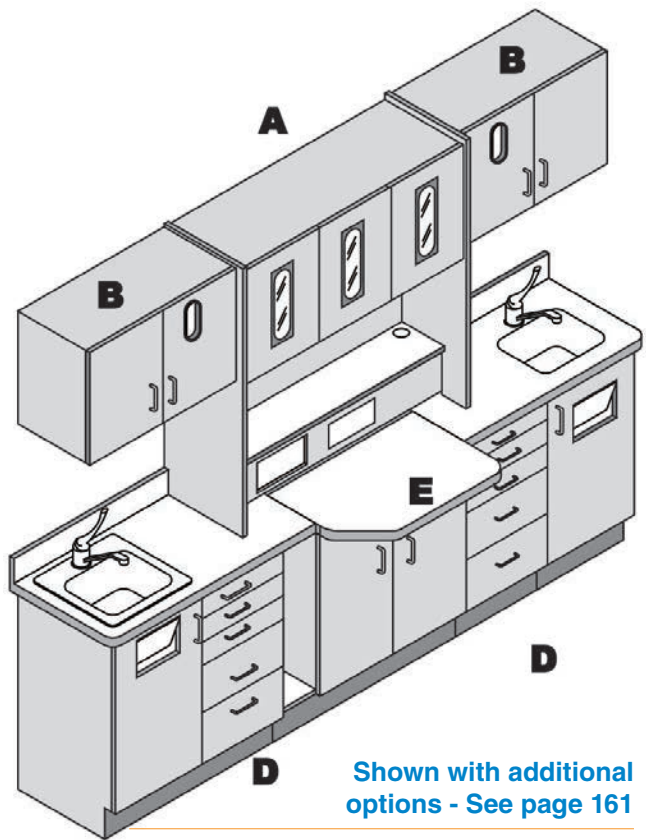
12 O'Clock Treatment, IP-RSU-96

Description	Part Number
12 o'clock Treatment Standard	IP-RSU-96

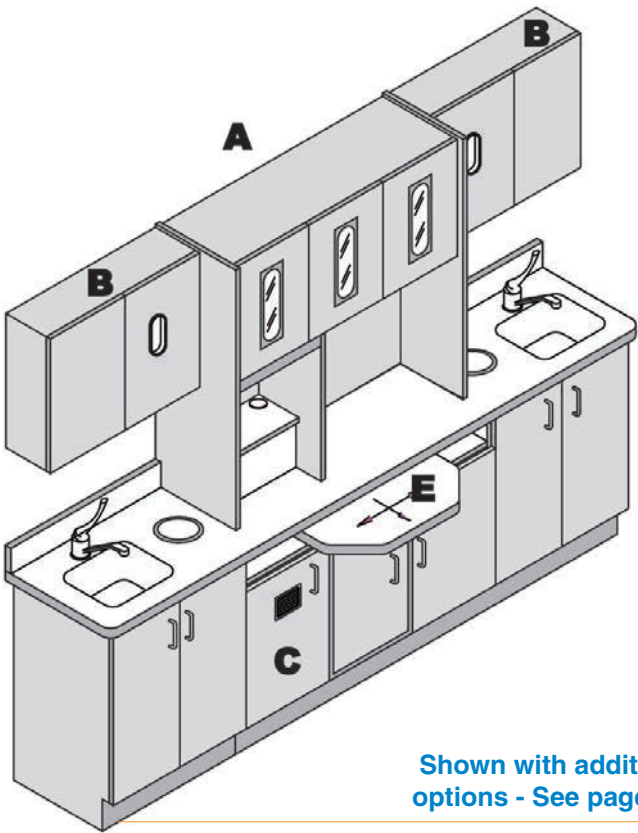
Dimensions	In Inches
Width	96"
Height	75"
Countertop Height	33 1/2"
Depth	22" (@ c'top)

Features

- Includes Solid Surface, Soft Close Doors and Drawers
- 12 O'clock treatment center and two wash stations
- A 12 O'clock upper cabinet with fully adjustable tub/tray rack, two adjustable shelves (Accommodates most manufacturer's tub sizes)
- B Two upper cabinets with glove and cup/towel dispensers
- C One 15" Nitrous cabinet with retracting door
- D Two base cabinets with four drawers each
- E Sliding/pullout work surface



Shown with additional  
options - See page 161



Shown with additional  
options - See page 161

Forest  
Packages

Chairs  
and Stools

Lights and  
Monitor Mounts

7000  
Series

Delivery  
Systems

Simplified

Factory Options  
and Parts

General  
Information

Equipment  
Warranty

Radiance  
Operator

Imagine +  
Operator

Operator  
Mobile

Sterilization  
Centers

Orthodontic  
Cabinetry

Reception/Front  
Desk Cabinetry

Color Options

Cabinet  
Warranty

Compressors

Dry Vacuums

Tanks

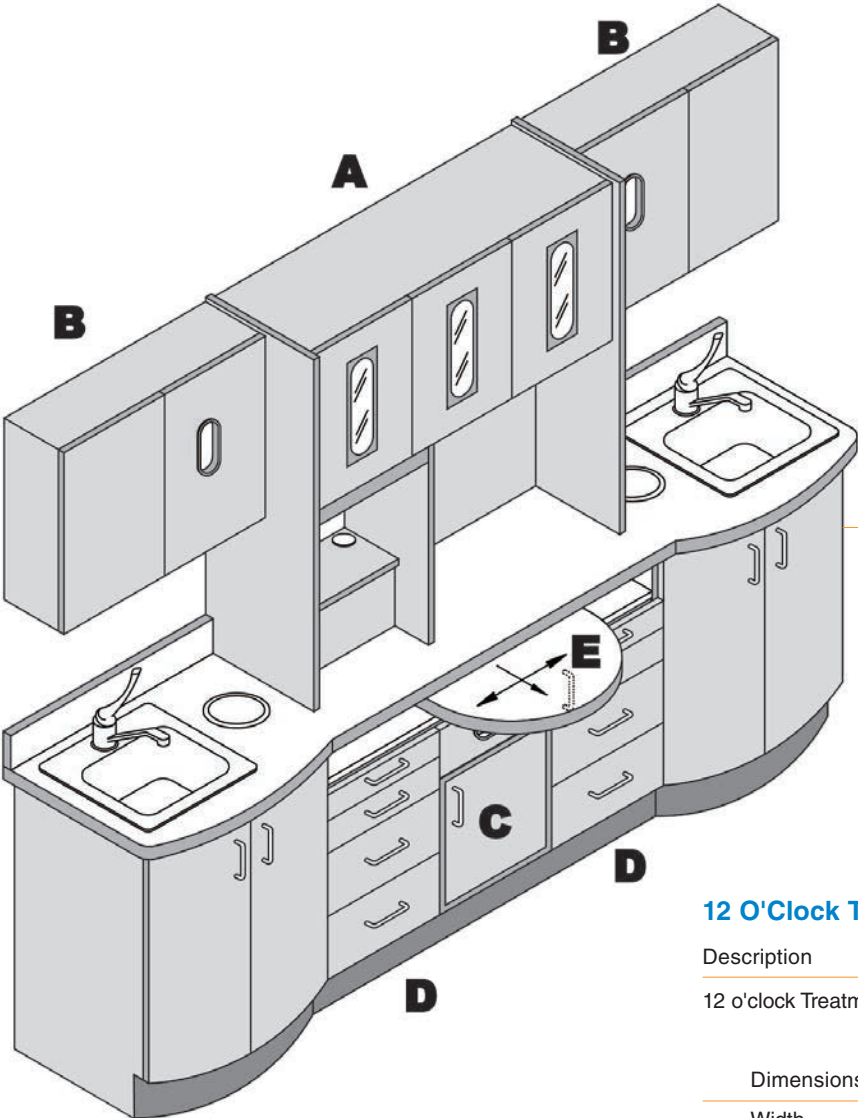
Wet Vacuums

Utility Room  
Accessories

Utility  
Warranty



IP-RRSU-96



IP-RRSU  
Standard

12 O'Clock Treatment, IP-RRSU-96

Description	Part Number
12 o'clock Treatment Standard	IP-RRSU-96

Dimensions	In Inches
Width	96"
Height	75"
Countertop Height	33 1/2"
Depth	22" (@ c'top)

Features

- Includes Solid Surface, Soft Close Doors and Drawers
- 12 O'clock treatment center and two wash stations
- A 12 O'clock upper cabinet with fully adjustable tub/tray rack, two adjustable shelves (Accommodates most manufacturer's tub sizes)
- B Two upper cabinets with glove and cup/towel dispensers
- C One 15" Nitrous cabinet with retracting door
- D Two base cabinets with four drawers each
- E Sliding/pullout work surface

Forest  
Packages

Chairs  
and Stools

Lights and  
Monitor Mounts

7000  
Series

Delivery  
Systems

Simplified

Factory Options  
and Parts

General  
Information

Equipment  
Warranty

Radiance  
Operator

Imagine +  
Operator

Operator  
Mobile

Sterilization  
Centers

Orthodontic  
Cabinetry

Reception/Front  
Desk Cabinetry

Color Options

Cabinet  
Warranty

Compressors

Dry Vacuums

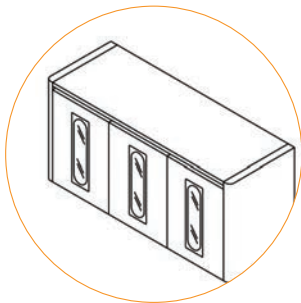
Tanks

Wet Vacuums

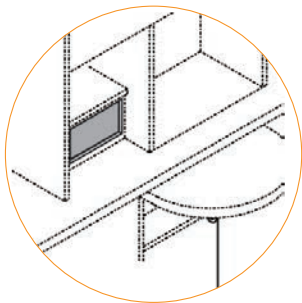
Utility Room  
Accessories

Utility  
Warranty

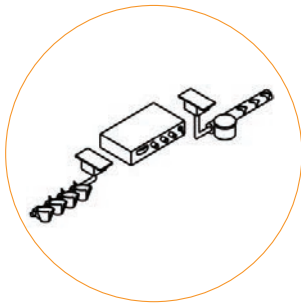
IP-RSU-96



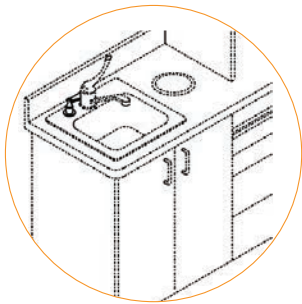
IP-GDI



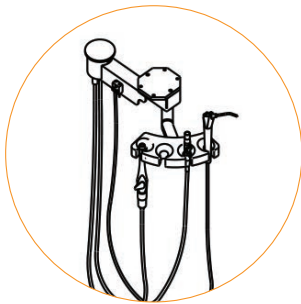
IP-CO/COMM



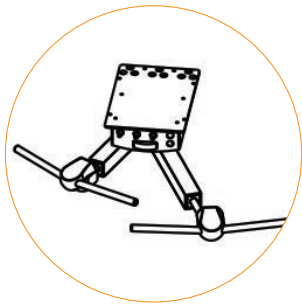
IP-UCMC



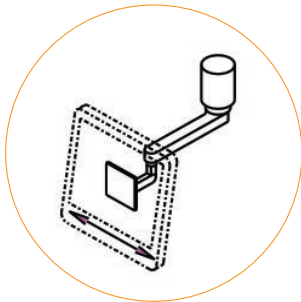
IP-SD



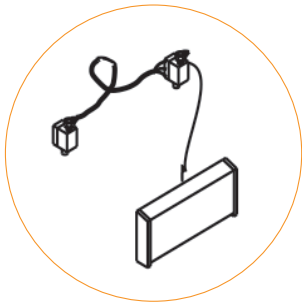
IP-AVP



IP-LRU



IP-SMM



IP-TMC

12 O'Clock Treatment, 12T-HT

Description	Part Number
12 o'clock Rear Support	IP-RSU-96

Select Options

Description	Part Number
Assistant's Vacuum Package	IP-AVP
Nitrous Flow Meter	IP-CO/COMM
Glass Door Insert, in laminate door cost per door	IP-GDI
Left/Right Dual Purpose Arm & Instrumentation	IP-LRU
Soap Dispenser	IP-SD-C
Sliding monitor mount	IP-SMM
Single Tapmaster Foot Control	IP-TMC
Delivery System, beneath shelf mount	MT600BS
Delivery System, top shelf mount	MT600TS

Forest Packages

Chairs and Stools

Lights and Monitor Mounts

7000 Series

Delivery Systems

Simplified

Factory Options and Parts

General Information

Equipment Warranty

Radiance Operator

Imagine + Operator

Operator Mobile

Sterilization Centers

Orthodontic Cabinetry

Reception/Front Desk Cabinetry

Color Options

Cabinet Warranty

Compressors

Dry Vacuums

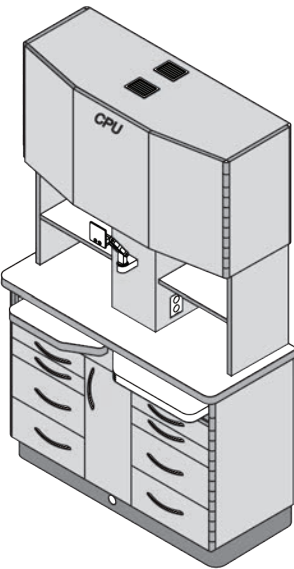
Tanks

Wet Vacuums

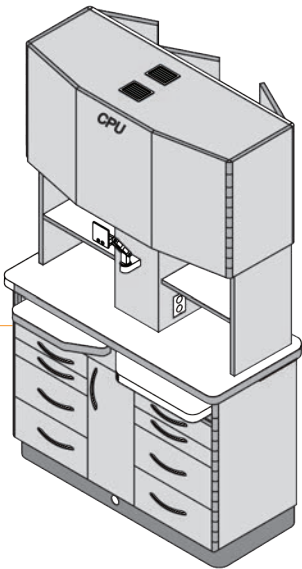
Utility Room Accessories

Utility Warranty

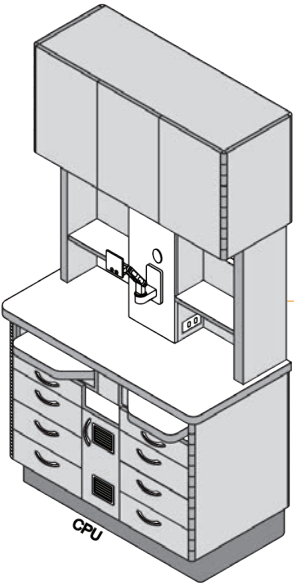
IP-LW-12T and IP-LW-12B



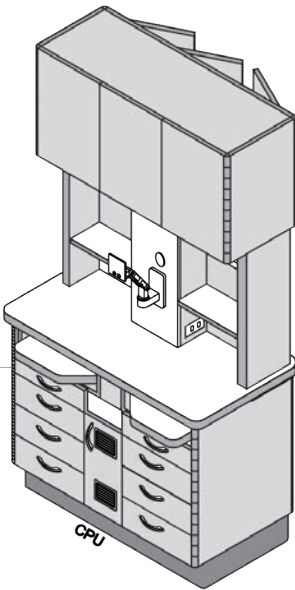
IP-LW-12T  
Standard Non Pass-Thru



IP-LW-12T-PT  
Standard Pass-Thru



IP-LW-12B  
Standard Non Pass-Thru



IP-LW-12B-PT  
Standard Pass-Thru

12 O'Clock Treatment

Description	Part Number
12 O'clock Dual Pullout	IP-LW-12T
12 O'clock Dual Pullout Pass Thru	IP-LW-12T-PT
12 O'clock Dual Pullout	IP-LW-12B
12 O'clock Dual Pullout Pass Thru	IP-LW-12B-PT

Dimensions	In Inches
Width	43 1/4"
Height	80"
Countertop Height	33"
Depth	22" - 23" (@ c'top)

Features

- Includes 1" Solid Surface Top, Soft Close Doors and Drawers
- Upper cabinet with fully adjustable tub/tray racks
- Task lighting and 20amp outlet
- CPU Storage in center upper cabinet
- Two pullout work surfaces
- ICW monitor mount
- Separate base with leveling feet
- Center panel for monitor

IP-LW-12T and IP-LW-12T-PT (additional features)

- Small equipment compartment
- Cabinet for clean water system/nitrous

IP-LW-12B and IP-LW-12B-PT (additional features)

- Drawers on doctor and assistant side

Forest Packages

Chairs and Stools

Lights and Monitor Mounts

7000 Series

Delivery Systems

Simplified

Factory Options and Parts

General Information

Equipment Warranty

Radiance Operator

Imagine + Operator

Operator Mobile

Sterilization Centers

Orthodontic Cabinetry

Reception/Front Desk Cabinetry

Color Options

Cabinet Warranty

Compressors

Dry Vacuums

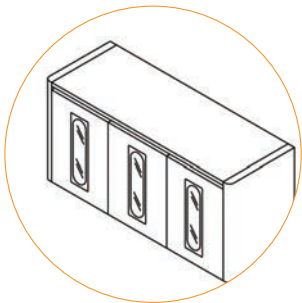
Tanks

Wet Vacuums

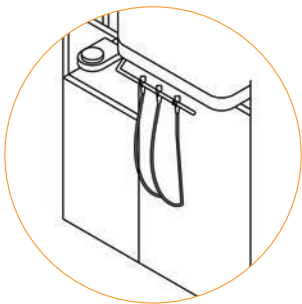
Utility Room Accessories

Utility Warranty

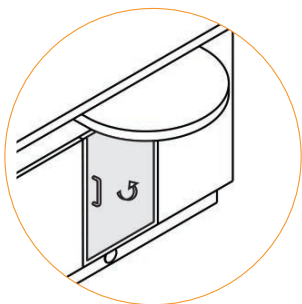
IP-LW-12T and IP-LW-12B



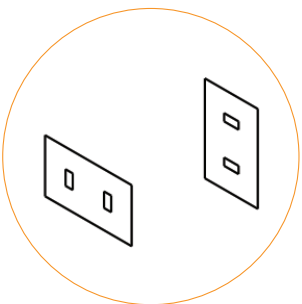
IP-GDI



IP-SPLIT VAC



IP-RDS



IP-USB HUB

12 O'Clock Treatment

Description	Part Number
12 O'clock Dual Pullout	IP-LW-12T
12 O'clock Dual Pullout Pass Thru	IP-LW-12T-PT
12 O'clock Dual Pullout	IP-LW-12B
12 O'clock Dual Pullout Pass Thru	IP-LW-12B-PT

Select Options

Description	Part Number
Glass door inserts, per door	IP-GDI
USB Hub	IP-USBHUB

Options for IP-LW12T AND IP-LW12T-PT ONLY

Retracting nitrous door	IP-RDS
X-ray shielding for non pass thru cabinet	IP-12T/XRS

Forest Packages

Chairs and Stools

Lights and Monitor Mounts

7000 Series

Delivery Systems

Simplified

Factory Options and Parts

General Information

Equipment Warranty

Radiance Operator

Imagine + Operator

Operator Mobile

Sterilization Centers

Orthodontic Cabinetry

Reception/Front Desk Cabinetry

Color Options

Cabinet Warranty

Compressors

Dry Vacuums

Tanks

Wet Vacuums


Utility Room Accessories

Utility Warranty





# Operatory Side Modules



Forest Packages

Chairs and Stools

Lights and Monitor Mounts

7000 Series

Delivery Systems

Simplified

Factory Options and Parts

General Information

Equipment Warranty

Radiance Operatory

Imagine + Operatory

Operatory Mobile

Sterilization Centers

Orthodontic Cabinetry

Reception/Front Desk Cabinetry

Color Options

Cabinet Warranty

Compressors

Dry Vacuums

Tanks

Wet Vacuums

Utility Room Accessories

Utility Warranty



IP-AM-55L and IP-AM-55R

Assistants Side Cabinets

Description	Part Number
Assistants Side Cabinet (Sink on Left Side)	IP-AM-55L
Assistants Side Cabinet (Sink on Right Side)	IP-AM-55R

Select Options

Description	Part Number
15x15 S/S sink w/SL faucet	IP-1-570
Flip down drawer	IP-FDD
Keyboard (in lieu of top drawer)	IP-KB
Porcelain sink upgrade (white)	IP-PS/W
Soap dispenser	IP-SD
Tapmaster foot control	IP-TMC

Select Countertop Options

Select Colors

Countertop:	
Cabinets:	
Accent:	
PVC:	
Base:	
Pulls:	
Sink Right of Left	
Cabinet TOTAL:	\$

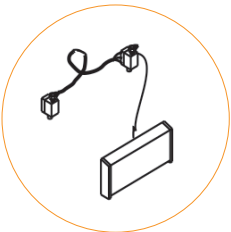
Dimensions	In Inches
Length	55"
Depth	19"
Height	33 1/2"

Features

- Includes Solid Surface and Top and Tapmaster
- Drawer cabinet (standard) (3)3 5/8' (1)7" (1)8 1/4"
- Waste compartment with 5" molded countertop drop and 36 quart waste container
- Removable accent panels
- Separate base with leveling feet
- Soft Close doors and drawers
- 1" Solid Surface top with undermount sink



IP-SD



IP-TMC



IP-FDD



IP-KB

IP-AM-55L  
Left Side

IP-AM-55R  
Right Side

Forest Packages

Chairs and Stools

Lights and Monitor Mounts

7000 Series

Delivery Systems

Simplified

Factory Options and Parts

General Information

Equipment Warranty

Radiance Operator

Imagine + Operator

Operator Mobile

Sterilization Centers

Orthodontic Cabinetry

Reception/Front Desk Cabinetry

Color Options

Cabinet Warranty

Compressors

Dry Vacuums

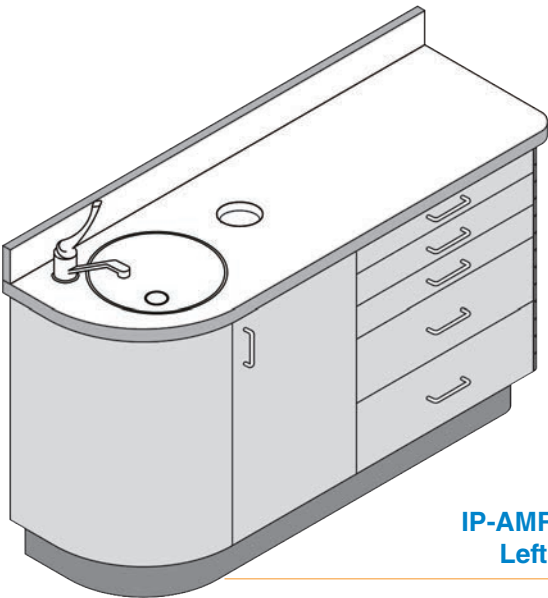
Tanks

Wet Vacuums

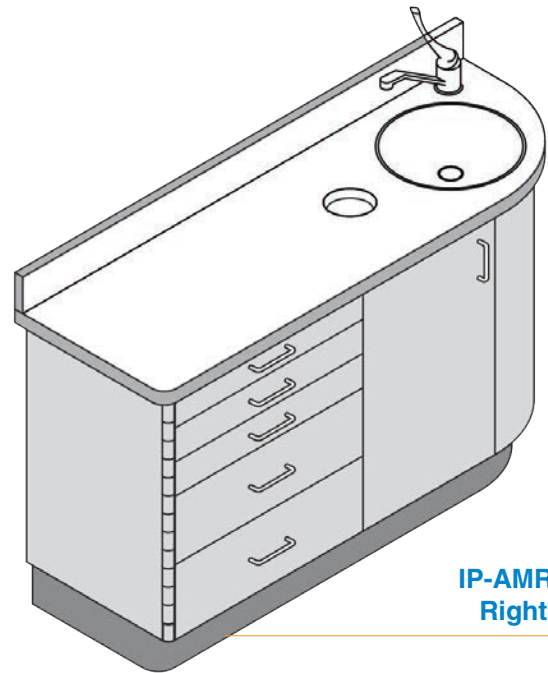
Utility Room Accessories

Utility Warranty

IP-AMR-56L and IP-AMR-56R



IP-AMR-56L  
Left Side



IP-AMR-56R  
Right Side

Rounded Assistants Side Cabinets

Description	Part Number
Assistants Module with Round End (Sink on Left Side)	IP-AM-55L
Assistants Module with Round End (Sink on Right Side)	IP-AM-55R

Select Options

Description	Part Number
13" Round sink w/SL faucet	IP-DI-13
Flip down drawer	IP-FDD
Keyboard (in lieu of top drawer)	IP-KB
Soap dispenser	IP-SD
Tapmaster foot control	IP-TMC

Select Countertop Options

Select Colors

Countertop:	
Cabinets:	
Accent:	
PVC:	
Base:	
Pulls:	
Sink Right of Left	
Cabinet TOTAL:	\$

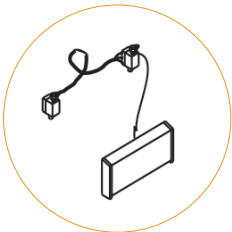
Dimensions	In Inches
Length	56"
Depth	19"
Height	33 1/2"

Features

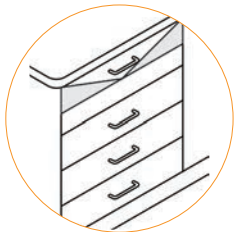
- Includes Solid Surface and Top and Tapmaster
- Drawer cabinet (standard) (3)3 5/8' (1)7" (1)8 1/4"
- Waste compartment with 5" molded countertop drop and 36 quart waste container
- Stainless steel sink and faucet
- Removable accent panels
- Separate base with leveling feet
- Soft Close doors and drawers
- 1" Solid Surface top with undermount sink



IP-SD



IP-TMC



IP-FDD



IP-KB

Forest Packages

Chairs and Stools

Lights and Monitor Mounts

7000 Series

Delivery Systems

Simplified

Factory Options and Parts

General Information

Equipment Warranty

Radiance Operator

Imagine + Operator

Operator Mobile

Sterilization Centers

Orthodontic Cabinetry

Reception/Front Desk Cabinetry

Color Options

Cabinet Warranty

Compressors

Dry Vacuums

Tanks

Wet Vacuums

Utility Room Accessories

Utility Warranty

IP-DM5-78L and IP-DM5-78R

Doctor's Side Delivery Cabinets

Description	Part Number
With Tapmaster (Sink on Left Side)	IP-DM5-78L
With Tapmaster (Sink on Right Side)	IP-DM5-78R

Select Options

Description	Part Number
Flip down drawer	IP-FDD
Keyboard (in lieu of top drawer)	IP-KB
Drawer over delivery system	IP-DRW/DEL
Side delivery unit	3235

Select Sink/Plumbing Options

15"x15" S/S sink w/SL faucet	IP-1-570
Tapmaster foot control	IP-TMC
Soap Dispenser	IP-SD

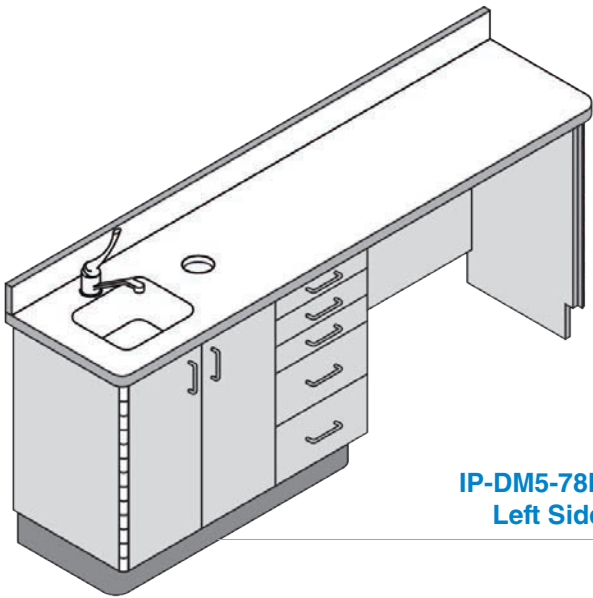
Select Colors

Countertop:	
Cabinets:	
Accent:	
PVC:	
Base:	
Pulls:	
Sink Right of Left	
Cabinet TOTAL:	\$

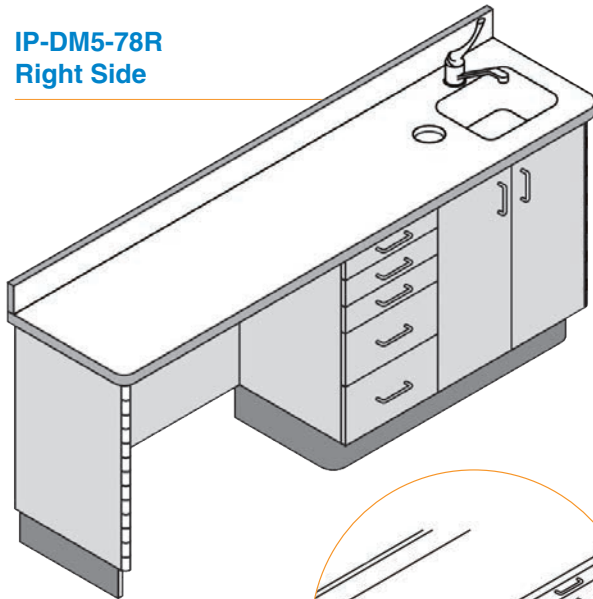
Dimensions	In Inches
Length	78"
Depth	19"
Height	33 1/2"
Open Area	34"

Features

- Includes Solid Surface and Top and Tapmaster
- Drawer cabinet (standard) (3)3 5/8' (1)7" (1)8 1/4"
- Waste compartment with 5" molded countertop drop and 36 quart waste container
- Reinforced rear panel for delivery system mounting
- Removable bottom for utility connections
- Stainless steel sink and faucet
- Removable accent panels
- Separate base with leveling feet
- 1" Solid Surface top with undermount sink



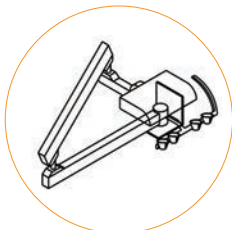
IP-DM5-78L  
Left Side



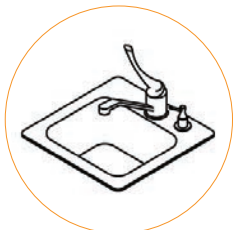
IP-DM5-78R  
Right Side



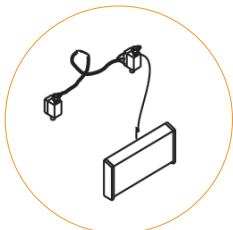
IP-DRW/DEL



3235



IP-SD



IP-TMC



IP-FDD



IP-KB

Forest Packages

Chairs and Stools

Lights and Monitor Mounts

7000 Series

Delivery Systems

Simplified

Factory Options and Parts

General Information

Equipment Warranty

Radiance Operator

Imagine + Operator

Operator Mobile

Sterilization Centers

Orthodontic Cabinetry

Reception/Front Desk Cabinetry

Color Options

Cabinet Warranty

Compressors

Dry Vacuums

Tanks

Wet Vacuums

Utility Room Accessories

Utility Warranty

IP-DM5R-82L and IP-DM5R-82R

Rounded Doctor's Side Delivery Cabinets

Description	Part Number
With Tapmaster (Sink on Left Side)	IP-DM5R-82L
With Tapmaster (Sink on Right Side)	IP-DM5R-82R

Select Options

Description	Part Number
15"x15" S/S sink w/SL faucet	IP-1-570
Drawer over delivery system	IP-DRW/DEL
Flip down drawer	IP-FDD
Pullout writing surface	IP-POWS
Soap dispenser	IP-SD
Side Delivery Unit	3235
Tapmaster foot control	IP-TMC

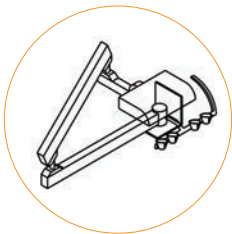
Select Colors

Countertop:	
Cabinets:	
Accent:	
PVC:	
Base:	
Pulls:	
Sink Right of Left	
Cabinet TOTAL:	\$

Dimensions	In Inches
Length	82"
Depth	19"
Height	33 1/2"
Open Area	34"

Features

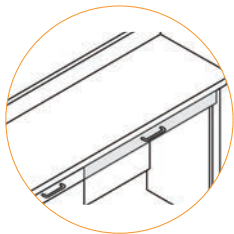
- Includes Solid Surface and Top and Tapmaster
- Drawer cabinet (standard) (3)3 5/8' (1)7" (1)8 1/4"
- Waste compartment with 5" molded countertop drop and 36 quart waste container
- Reinforced rear panel for delivery system mounting
- Removable bottom for utility connections
- Stainless steel sink and faucet
- Removable accent panels
- Separate base with leveling feet
- 1" Solid Surface top with undermount sink



3235



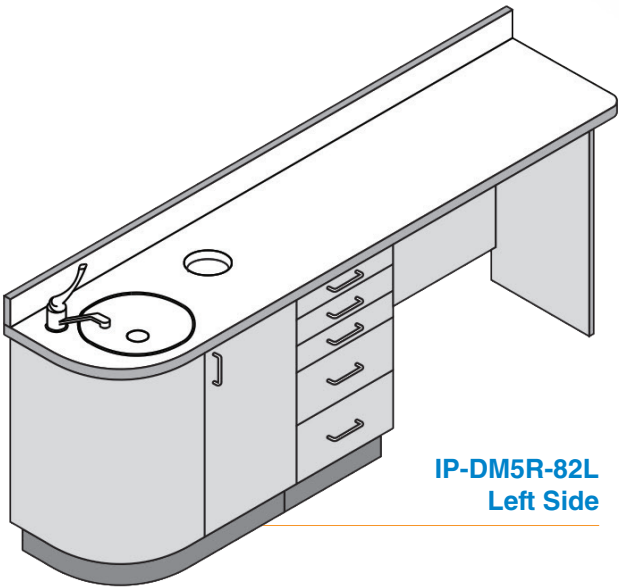
IP-SD



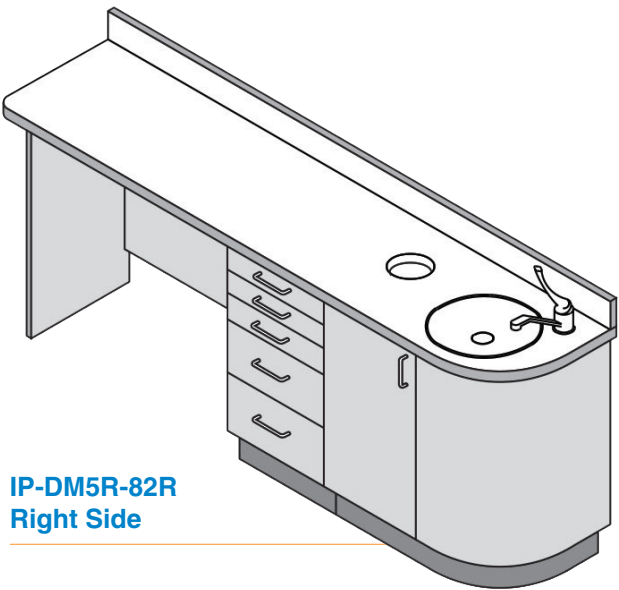
IP-DRW/DEL



IP-FDD



IP-DM5R-82L  
Left Side



IP-DM5R-82R  
Right Side

Forest Packages

Chairs and Stools

Lights and Monitor Mounts

7000 Series

Delivery Systems

Simplified

Factory Options and Parts

General Information

Equipment Warranty

Radiance Operator

Imagine + Operator

Operator Mobile

Sterilization Centers

Orthodontic Cabinetry

Reception/Front Desk Cabinetry

Color Options

Cabinet Warranty

Compressors

Dry Vacuums

Tanks

Wet Vacuums

Utility Room Accessories

Utility Warranty



IP-DM1-78L and IP-DM1-78R

Doctor's Side Delivery Cabinets

Description	Part Number
With Tapmaster (Sink on Left Side)	IP-DM1-78L
With Tapmaster (Sink on Right Side)	IP-DM1-78R

Select Options

Description	Part Number
15"x15" S/S sink w/SL faucet	IP-1-570
Soap dispenser	IP-SD
Tapmaster foot control	IP-TMC

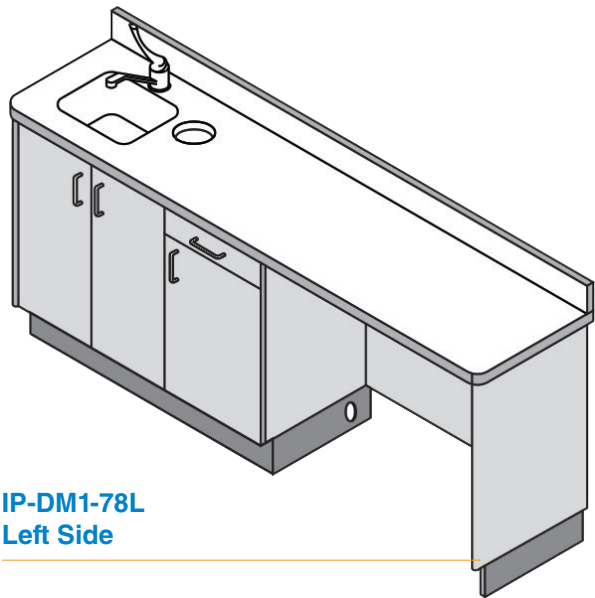
Select Colors

Countertop:	
Cabinets:	
Accent:	
PVC:	
Base:	
Pulls:	
Sink Right of Left	
Cabinet TOTAL:	\$

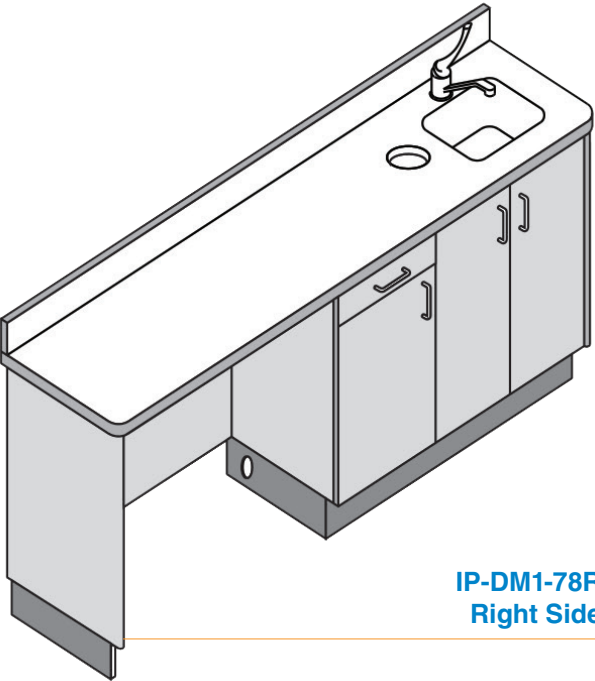
Dimensions	In Inches
Length	78"
Depth	19"
Height	33 1/2"
Open Area	34"

Features

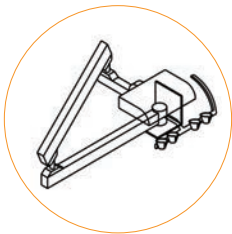
- Includes Solid Surface and Top and Tapmaster
- One 3 5/8" drawer over delivery system
- Storage cabinet with two adjustable shelves
- Waste compartment with 5" molded countertop drop and 36 quart waste container
- Reinforced rear panel for delivery system mounting
- Removable bottom for utility connections
- Stainless steel sink and faucet
- Removable accent panels
- Separate base with leveling feet
- 1" Solid Surface top with undermount sink



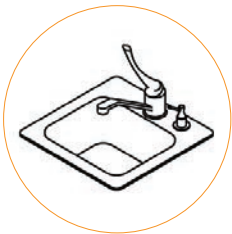
IP-DM1-78L  
Left Side



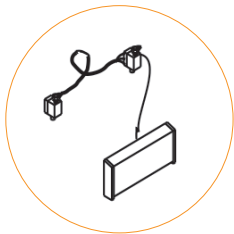
IP-DM1-78R  
Right Side



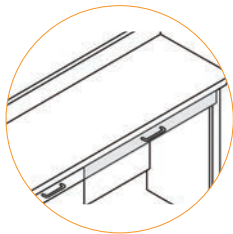
3235



IP-SD



IP-TMC



IP-DRW/DEL

Forest Packages

Chairs and Stools

Lights and Monitor Mounts

7000 Series

Delivery Systems

Simplified

Factory Options and Parts

General Information

Equipment Warranty

Radiance Operator

Imagine + Operator

Operator Mobile

Sterilization Centers

Orthodontic Cabinetry

Reception/Front Desk Cabinetry

Color Options

Cabinet Warranty

Compressors

Dry Vacuums

Tanks

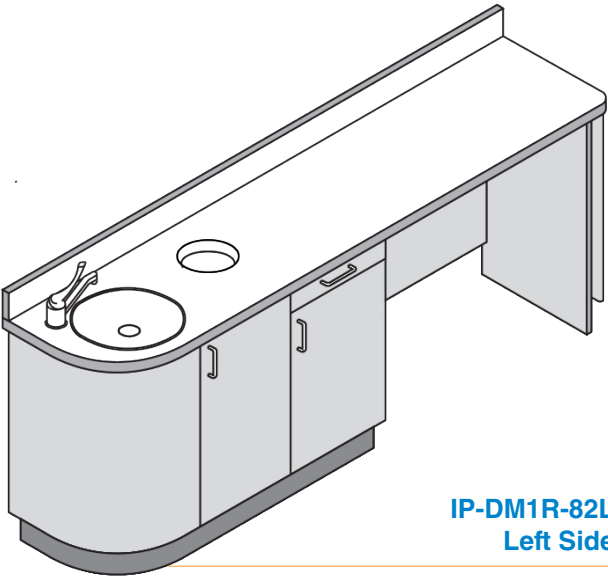
Wet Vacuums

Utility Room Accessories

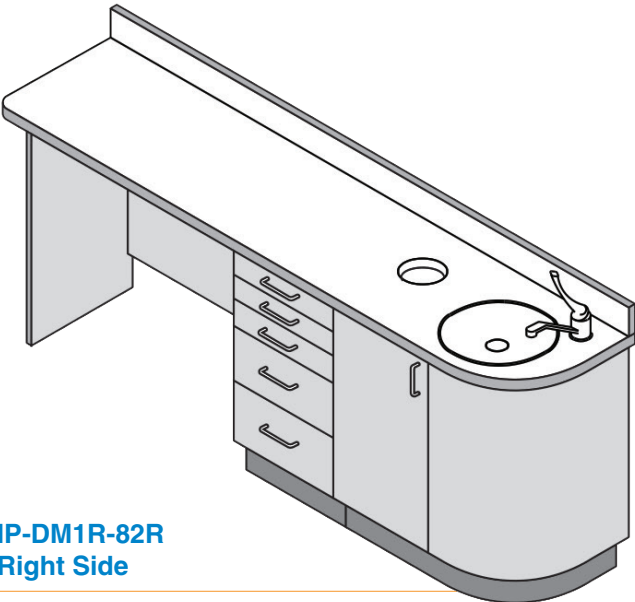
Utility Warranty



IP-DM1R-82L and IP-DM1R-82R



IP-DM1R-82L  
Left Side



IP-DM1R-82R  
Right Side

Rounded Doctor's Side Delivery Cabinets

Description	Part Number
With Tapmaster (Sink on Left Side)	IP-DM1R-82L
With Tapmaster (Sink on Right Side)	IP-DM1R-82L

Select Options

Description	Part Number
15"x15" S/S sink w/SL faucet	IP-1-570
Pullout work surface	IP-POWS
Soap dispenser	IP-SD-C
Side Delivery Unit	3235
Tapmaster foot control	IP-TMC

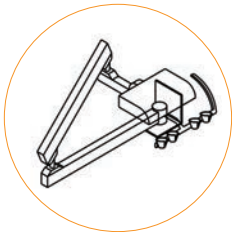
Select Colors

Countertop:	
Cabinets:	
Accent:	
PVC:	
Base:	
Pulls:	
Sink Right of Left	
Cabinet TOTAL:	\$

Dimensions	In Inches
Length	82"
Depth	19"
Height	33 1/2"
Open Area	34"

Features

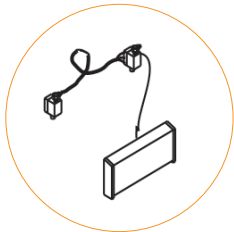
- Includes Solid Surface and Top and Tapmaster
- One 3 5/8" drawer over delivery system
- Storage cabinet with two adjustable shelves
- Waste compartment with 5" molded countertop drop and 36 quart waste container
- Reinforced rear panel for delivery system mounting
- Removable bottom for utility connections
- Stainless steel sink and faucet
- Removable accent panels
- Separate base with leveling feet
- 1" Solid Surface top with undermount sink



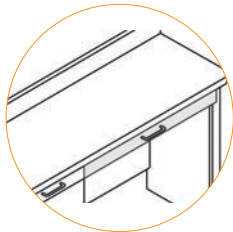
3235



IP-SD



IP-TMC



IP-DRW/DEL

Forest Packages

Chairs and Stools

Lights and Monitor Mounts

7000 Series

Delivery Systems

Simplified

Factory Options and Parts

General Information

Equipment Warranty

Radiance Operator

Imagine + Operator

Operator Mobile

Sterilization Centers

Orthodontic Cabinetry

Reception/Front Desk Cabinetry

Color Options

Cabinet Warranty

Compressors

Dry Vacuums

Tanks

Wet Vacuums

Utility Room Accessories

Utility Warranty

IP-OC-42SL and IP-OC-42SR

Operatory Side Sink Cabinets

Description	Part Number
Side Sink Cabinets with Tapmaster (Left Side)	IP-OC-42SL
Side Sink Cabinets with Tapmaster (Right Side)	IP-OC-42SR

Select Options

Description	Part Number
15"x15" S/S sink w/SL faucet	IP-1-570
Flip down drawer	IP-FDD
Soap dispenser	IP-SD-C
Tapmaster foot control	IP-TMC
Lower accent panel (each)	IP-LAP

Select Colors

Countertop:	
Cabinets:	
PVC:	
Base:	
Pulls:	
Sink Right of Left	
Cabinet TOTAL:	\$

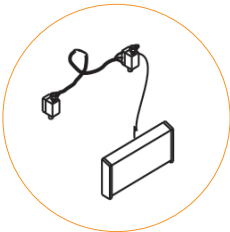
Dimensions	In Inches
Length	42"
Depth	19"
Height	33 1/2"
Shipping Weight	250 lb.

Features

- Includes 1" Solid Surface Top and Tapmaster Foot Control
- Drawer cabinet (standard) (3)3 5/8" (1)7" (1)8 1/4"
- Waste compartment with 5" molded countertop drop and 21 quart waste container
- Stainless steel under mount sink and faucet
- Solid surface top



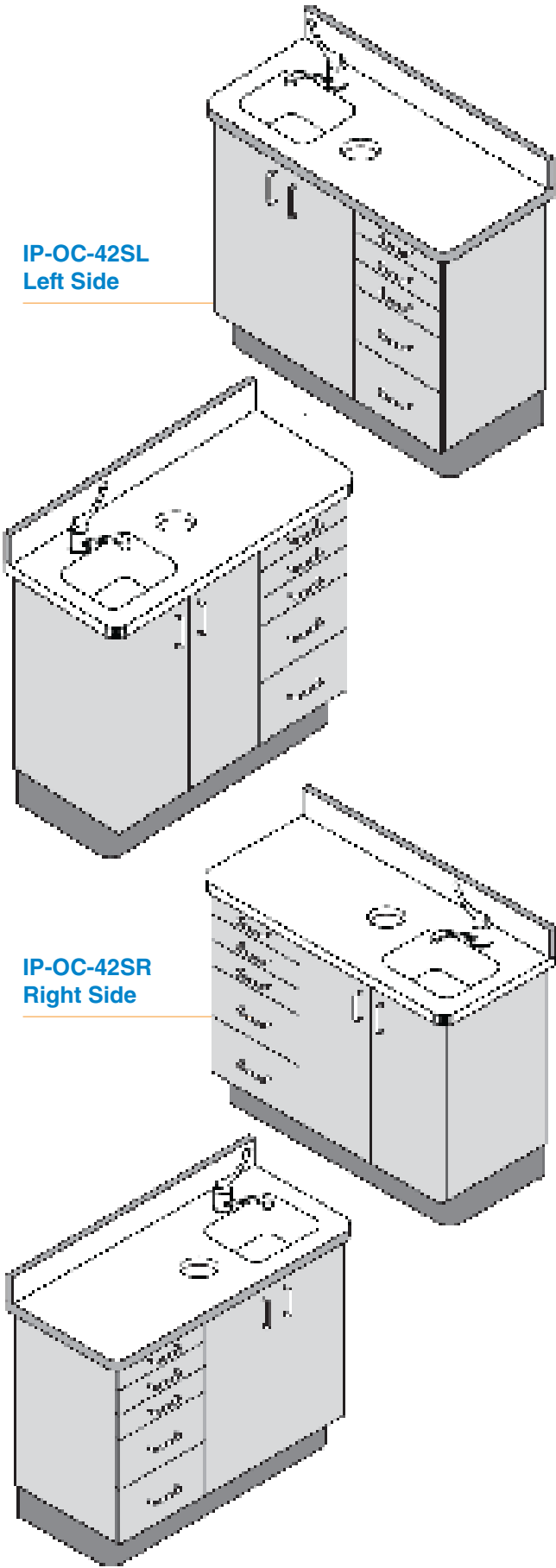
IP-SD-C



IP-TMC



IP-FDD



IP-OC-42SL  
Left Side

IP-OC-42SR  
Right Side

Forest Packages

Chairs and Stools

Lights and Monitor Mounts

7000 Series

Delivery Systems

Simplified

Factory Options and Parts

General Information

Equipment Warranty

Radiance Operatory

Imagine + Operatory

Operatory Mobile

Sterilization Centers

Orthodontic Cabinetry

Reception/Front Desk Cabinetry

Color Options

Cabinet Warranty

Compressors

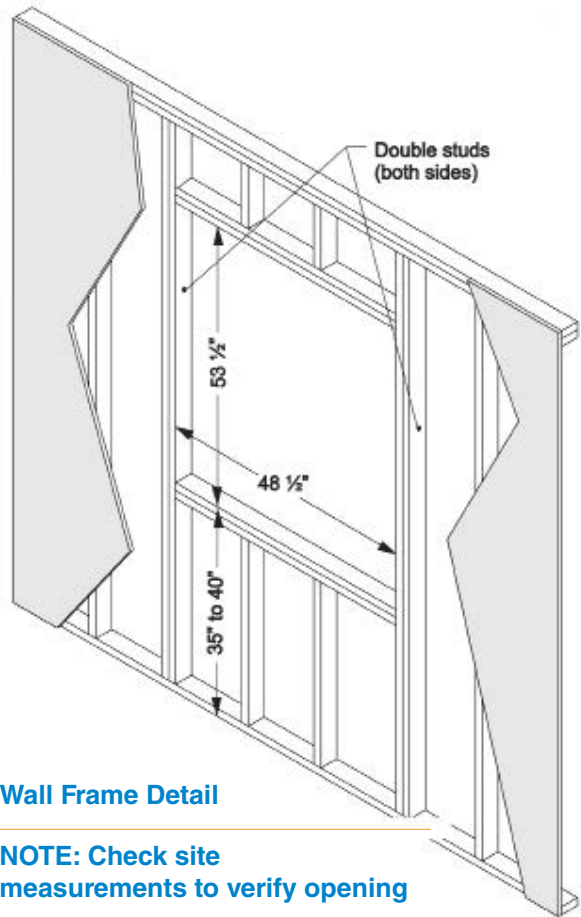
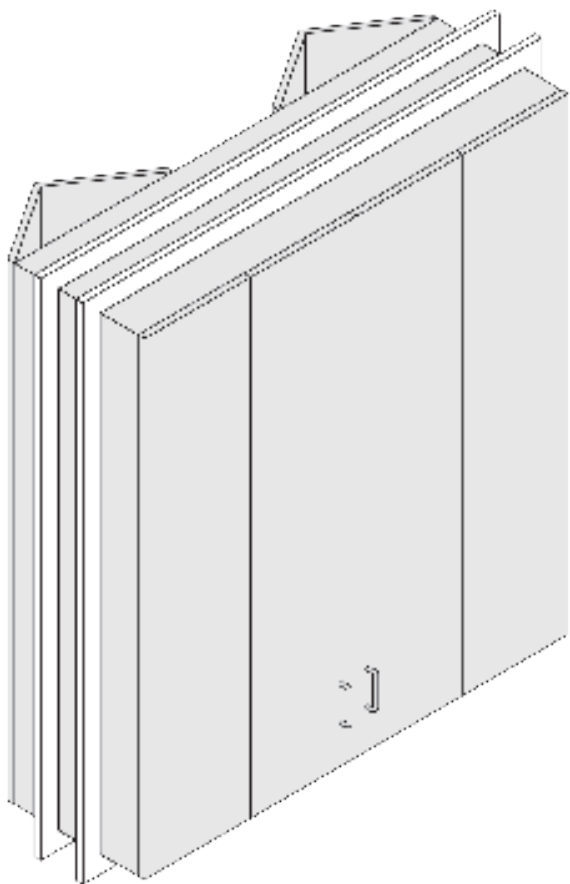
Dry Vacuums

Tanks

Wet Vacuums

Utility Room Accessories

Utility Warranty



Wall Frame Detail

NOTE: Check site measurements to verify opening

X-Ray Pass-Thru Cabinet

Description	Part Number
X-Ray Pass-Thru Cabinet	IP-XRPT-4853

Select Options

Description	Part Number
X-ray shielding	IP-XRPT-4853-01
Trim Kit, For X-ray Pass-Thru Cabinet	IP-XRPT-4853-02

Custom sizes available to fit any size rough opening or X-ray unit  
Call For Quote

Select Colors

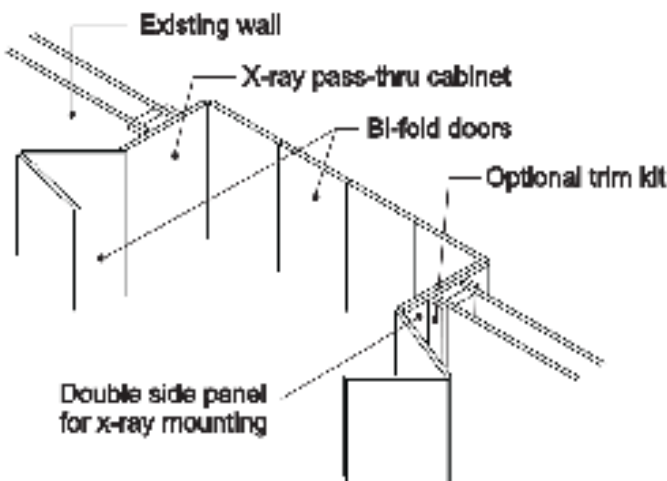
Cabinets: \_\_\_\_\_  
PVC: \_\_\_\_\_  
Pulls: \_\_\_\_\_  
Cabinet TOTAL: \$ \_\_\_\_\_

Features

- Bi-fold doors fold flat for maximum access
- All plywood construction
- Double end panel for x-ray equipment mounting

Outside Dimensions	In Inches
Width	48"
Height	53"
Depth	16"
Inside Dimensions	In Inches
Width	45 3/4"
Height	51 1/2"
Depth	14"
Rough Opening Required	In Inches
Width	48 1/2"
Height	53 1/2"

Wall Opening Details



Forest Packages

Chairs and Stools

Lights and Monitor Mounts

7000 Series

Delivery Systems

Simplified

Factory Options and Parts

General Information

Equipment Warranty

Radiance Operator

Imagine + Operator

Operator Mobile

Sterilization Centers

Orthodontic Cabinetry

Reception/Front Desk Cabinetry

Color Options

Cabinet Warranty

Compressors

Dry Vacuums

Tanks

Wet Vacuums

Utility Room Accessories

Utility Warranty

IP-Wash Station - 32

T Wall Sink/Glove Dispenser Cabinet

Description	Part Number
Sink Base Cabinet - 32 with solid surface top	IP-Wash Station 32
Sink Base Cabinet - 32 square sink option	Wash Station SQ

Select Options

Description	Part Number
13" Round S/S sink w/SL faucet	IP-D-13
Tapmaster foot control	IP-TMC
Soap dispenser	IP-SD-C
Glove/cup/towel upper	IP-UCTG-1284

Select Colors

Countertop:	
Cabinet:	
PVC:	
Base:	
Pulls:	
Cabinet TOTAL:	\$

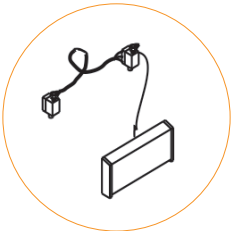
Features

- Waste compartment with 5" molded countertop drop and 36-quart waste container
- Stainless steel under mount sink and faucet
- Laminated top only with self-edge and loose splash

Outside Dimensions	In Inches
Length	32"
Width	21 7/8"
Height	33 1/2" c'top

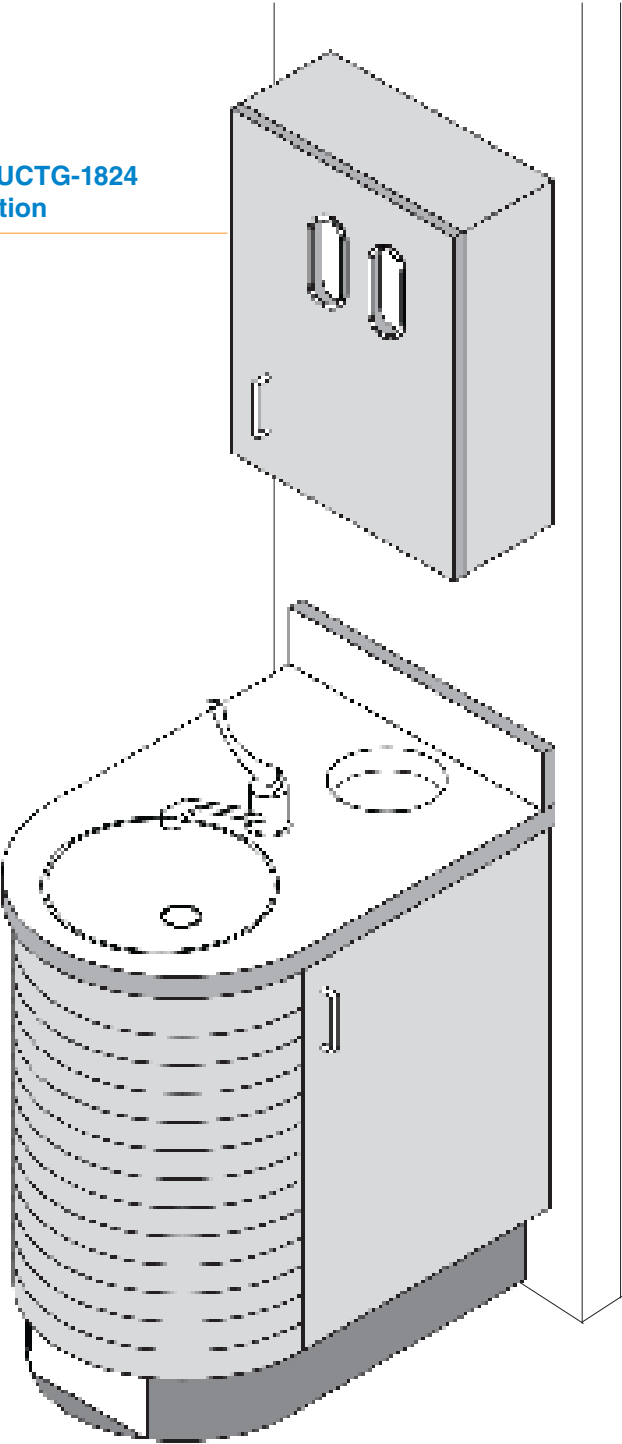


IP-SD-C



IP-TMC

IP-UCTG-1824  
Option



Forest Packages

Chairs and Stools

Lights and Monitor Mounts

7000 Series

Delivery Systems

Simplified

Factory Options and Parts

General Information

Equipment Warranty

Radiance Operator

Imagine + Operator

Operator Mobile

Sterilization Centers

Orthodontic Cabinetry

Reception/Front Desk Cabinetry

Color Options

Cabinet Warranty

Compressors

Dry Vacuums

Tanks

Wet Vacuums

Utility Room Accessories

Utility Warranty



Island modules



Forest Packages

Chairs and Stools

Lights and Monitor Mounts

7000 Series

Delivery Systems

Simplified

Factory Options and Parts

General Information

Equipment Warranty

Radiance Operator

Imagine + Operator

Operator Mobile

Sterilization Centers

Orthodontic Cabinetry

Reception/Front Desk Cabinetry

Color Options

Cabinet Warranty

Compressors

Dry Vacuums

Tanks

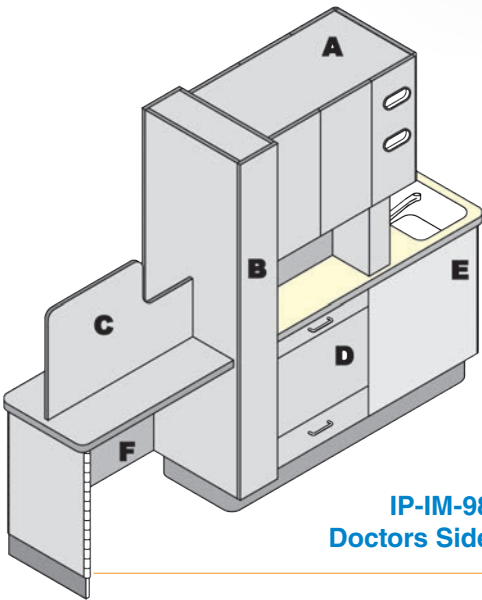
Wet Vacuums

Utility Room Accessories

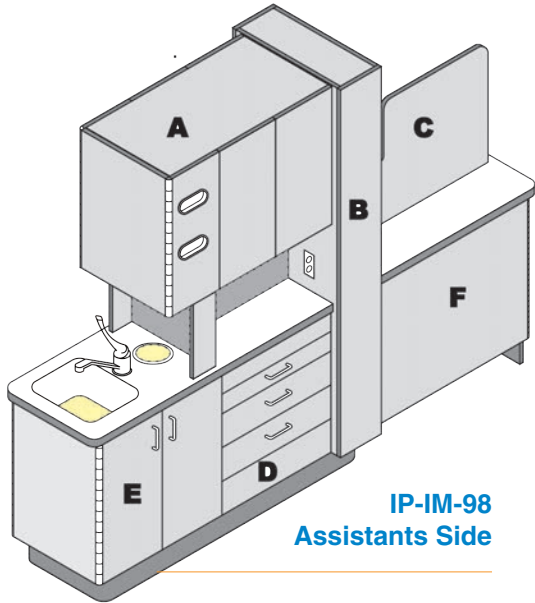
Utility Warranty



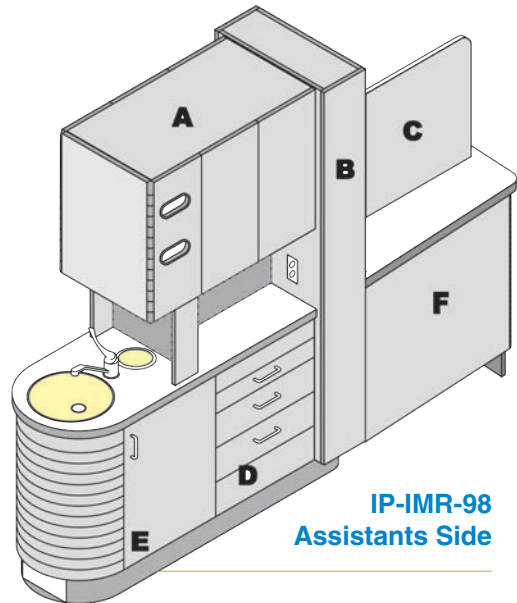
IP-IM-98 and IP-IMR-98, 88" High Island



IP-IM-98  
Doctors Side



IP-IM-98  
Assistants Side



IP-IMR-98  
Assistants Side

Standard Island Module

Description	Part Number
88" High Island	IP-IM-98
88" High Island Rounded Includes Solid Surface Top	IP-IMR-98

Dimensions	In Inches
Length	98 1/4"
Depth	20 1/2"
Height	98"
Countertop	33 1/2"

Features

IP-IM-98 and IP-IMR-98 Modules included in starting price \$11,977.00

1" Solid Surface Top, Soft Close Drawers and Doors

- A Upper pass-thru cabinet with laminate doors
- B Privacy center divider with task lighting and outlets (20 amps) on Assistant's side and Doctors side
- B Upper storage cabinet with adjustable shelf and cup/towel dispenser
- B X-ray column is reinforced with plywood and adaptable to any X-ray and/or light mount
- B Removable bottom for utility connections
- B Side delivery compartment with back panel accepts most delivery systems
- C Privacy panel- equipment end
- D Doctor side: (2) drawers- (1)3 5/8" and (1)6 1/4"
- D Assistant side: (3) drawers- (1)3 5/8" and (2)6 1/4"

**IP-IM-98 Module:** Waste compartment with countertop drop and 36-quart waste container, Under mount stainless steel sink and faucet. Separate base with leveling feet

- IP-IMR-98 Module:** Rounded Waste compartment with countertop drop and 36-quart waste container, Under mount stainless steel sink and faucet. Separate base with leveling feet
- F Equipment end

Forest  
Packages

Chairs  
and Stools

Lights and  
Monitor Mounts

7000  
Series

Delivery  
Systems

Simplified

Factory Options  
and Parts

General  
Information

Equipment  
Warranty

Radiance  
Operator

Imagine +  
Operator

Operator  
Mobile

Sterilization  
Centers

Orthodontic  
Cabinetry

Reception/Front  
Desk Cabinetry

Color Options

Cabinet  
Warranty

Compressors

Dry Vacuums

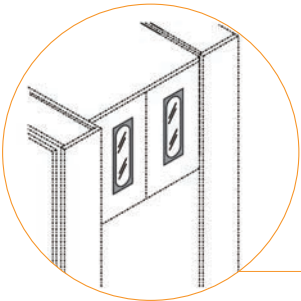
Tanks

Wet Vacuums

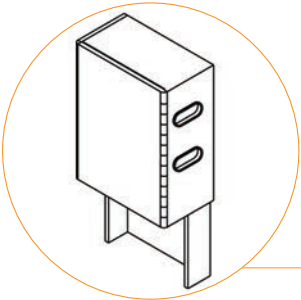
Utility Room  
Accessories

Utility  
Warranty

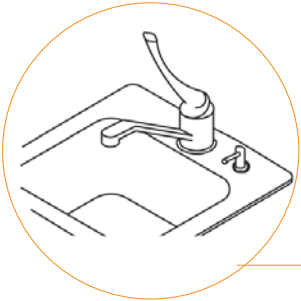
# IP-IMR-98 Round, 88" High Island



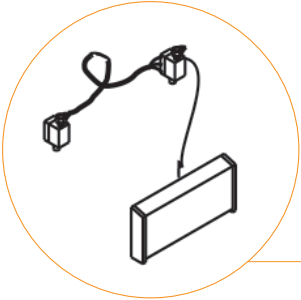
IP-GDI



IP-GD-2



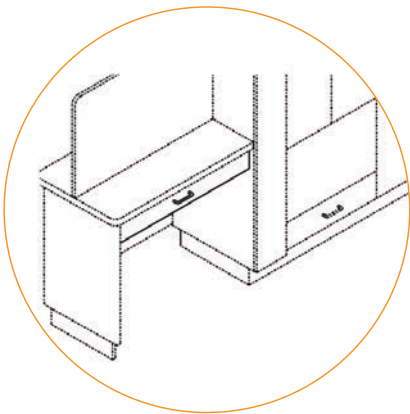
IP-SD



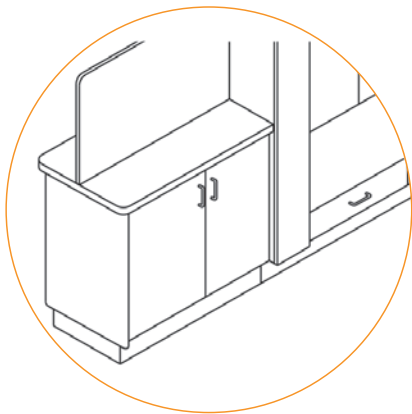
IP-TMC



IP-IM-98/BCDM



IP-IM-98/DRW



IP-IM-98/BCPT

## IP-IMR-98 Round, Standard Island Module

Description	Part Number
88" High Island Rounded Includes Solid Surface Top	IP-IMR-98

## Select Options

Description	Part Number
Glove or tissue dispenser	IP-GD-2
Glass door inserts (per door)	IP-GDI
Passthru base with drawers	IP-IM-98/BCDM
Passthru base cabinet under x-ray	IP-IM-98/BCPT
Drawer under x-ray	IP-IM-98DWR
X-ray shielding	IP-IM-98XRS
Radiance Soap dispenser (each)	IP-SD
Tapmaster foot control	IP-TMC

## Select Colors

Countertop:	
Cabinest:	
Accent:	
PVC:	
Base:	
Pulls:	
Cabinet TOTAL:	\$

Forest Packages

Chairs and Stools

Lights and Monitor Mounts

7000 Series

Delivery Systems

Simplified

Factory Options and Parts

General Information

Equipment Warranty

Radiance Operator

Imagine + Operator

Operator Mobile

Sterilization Centers

Orthodontic Cabinetry

Reception/Front Desk Cabinetry

Color Options

Cabinet Warranty

Compressors

Dry Vacuums

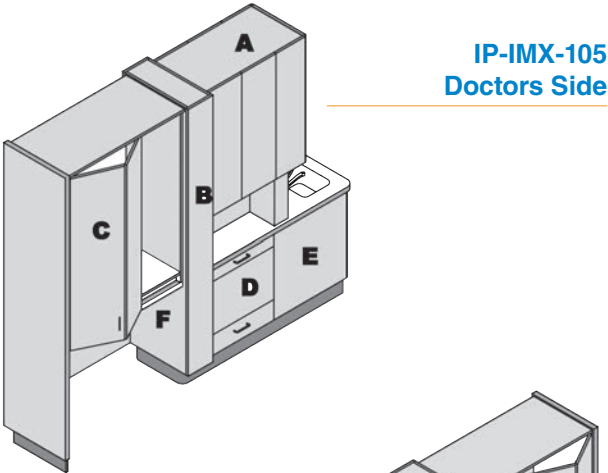
Tanks

Wet Vacuums

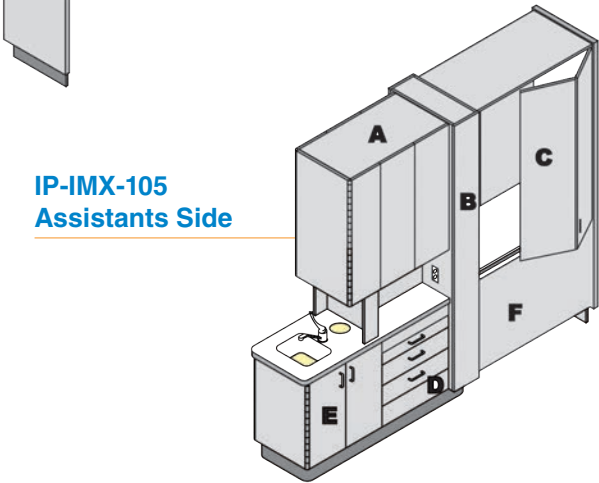
Utility Room Accessories

Utility Warranty

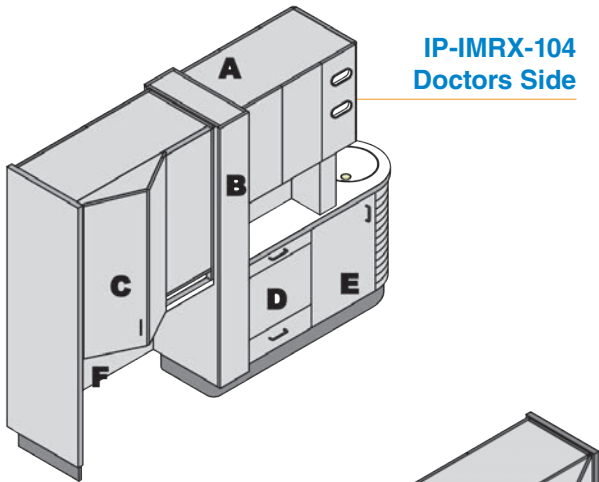
IP-IMX-105 and IP-IMRX-104



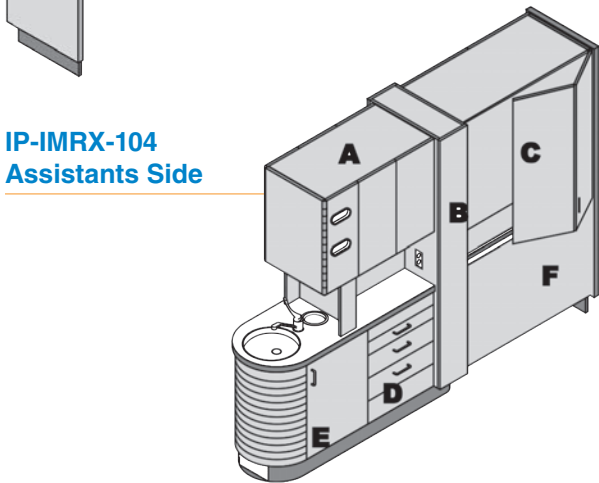
IP-IMX-105  
Doctors Side



IP-IMX-105  
Assistants Side



IP-IMRX-104  
Doctors Side



IP-IMRX-104  
Assistants Side

IP-IMX-105 Island Module with X-Ray Enclosure

Description	Part Number
88" High Island with Square Waste Compartment	IP-IMX-105

Dimensions	In Inches
Length	105"
Depth	20 1/2"
Height	88"
Countertop	33 1/2"

Features

- IP-IMX-105 and IP-IMRX-104 Modules included in starting price
- 1" Solid Surface Top, Soft Close Drawers and Doors, Glove Inserts and Undermount Sink
- A Upper pass-thru cabinet with laminate doors
- B Privacy center divider with task lighting and outlets (20 amps) on Assistant's side and Doctor's side
- B Upper storage cabinet with adjustable shelf and cup/towel dispenser
- X-ray column is reinforced with hardwood plywood and adaptable to any
- B X-ray and/or light mount. Removable bottom for utility connections. Side delivery compartment with back panel accepts most delivery systems
- C Privacy bi-fold X-Ray doors- equipment end
- D Doctor side: (2) drawers- (1)3 5/8" and (1)6 1/4"
- D Assistant side: (3) drawers- (1)3 5/8" and (2)6 1/4"
- IP-IMX-105 Module:** Square Waste compartment with countertop drop and 36-quart waste container, Stainless steel under mount sink and faucet. Separate base with leveling feet
- IP-IMRX-104 Module:** Round Waste compartment with countertop drop and 36-quart waste container, Stainless steel under mount sink and faucet. Separate base with leveling feet
- E and 36-quart waste container, Stainless steel under mount sink and faucet. Separate base with leveling feet
- F Equipment end

IP-IMRX-104 Island Module with X-Ray Enclosure

Description	Part Number
88" High Island with Round Waste Compartment	IP-IMRX-104

Dimensions	In Inches
Length	104"
Depth	20 1/2"
Height	88"
Countertop	33 1/2"
X-Ray Compartment	20" x 40 5/8" (I/S)
Shipping Weight	1,080 lb.

Forest Packages

Chairs and Stools

Lights and Monitor Mounts

7000 Series

Delivery Systems

Simplified

Factory Options and Parts

General Information

Equipment Warranty

Radiance Operator

Imagine + Operator

Operator Mobile

Sterilization Centers

Orthodontic Cabinetry

Reception/Front Desk Cabinetry

Color Options

Cabinet Warranty

Compressors

Dry Vacuums

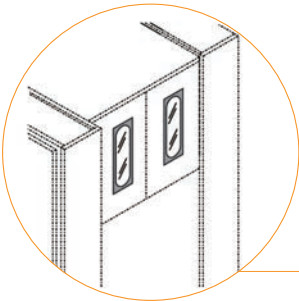
Tanks

Wet Vacuums

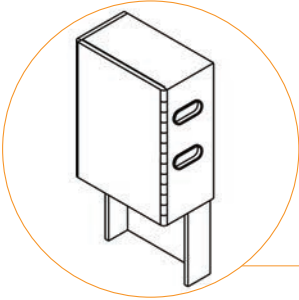
Utility Room Accessories

Utility Warranty

IP-IMX-105 and IP-IMRX-104



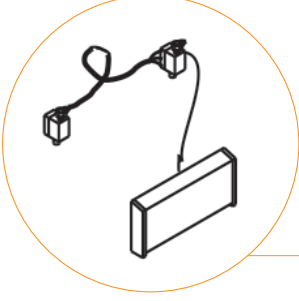
IP-GDI



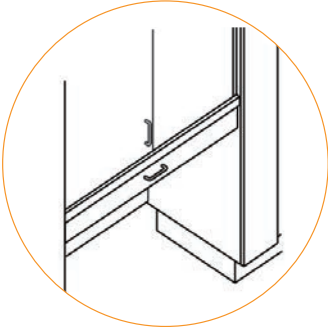
IP-GD-2



IP-SD



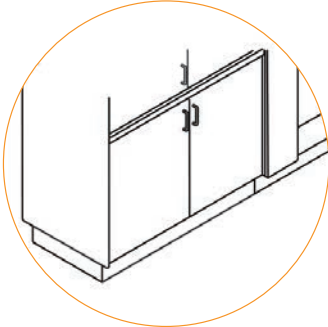
IP-TMC



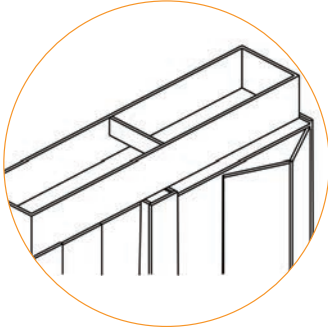
IP-IMX-105/DWR  
IP-IMRX-104/DRW



IP-IM-105/BCDM



IP-IMX-105/BCPT  
IP-IMRX-104/BCPT



IP-IMX-105/FASCIA  
IP-IMRX-104/FASCIA

IP-IMX-105 Standard Island Module with X-Ray Enclosure

Description	Part Number
Standard Island Module includes solid surface top with stainless steel under mount sink	IP-IMX-105

IP-IMRX-104 Round Island Module with X-Ray Enclosure

Description	Part Number
Round Island Module includes solid surface top with stainless steel under mount sink	IP-IMRX-104

Select Options

Description	Part Number
Soap dispenser (each)	IP-SD
Glass Door Insert, in laminate door	IP-GDI
Glove Dispenser Double	IP-GD-2
Tapmaster foot control	IP-TMC
Drawer Under X-ray	IP-IMX-105/DWR IP-IMRX-104/DRW
Add Fascia To Ceiling (up to 12")	IP-IMX-105/DWR IP-IMRX-104/FASCIA
X-ray Shielding	IP-IMX-105/XRS IP-IMRX-104/XRS
Pass Thru Base w/Drawers	IP-IMX-105/BDCM IP-IMRX-104/BDCM
Base Cabinet Under X-ray (Pass Thru)	IP-IMX-105/BCPT IP-IMRX-104/BCPT

Forest Packages

Chairs and Stools

Lights and Monitor Mounts

7000 Series

Delivery Systems

Simplified

Factory Options and Parts

General Information

Equipment Warranty

Radiance Operator

Imagine + Operator

Operator Mobile

Sterilization Centers

Orthodontic Cabinetry

Reception/Front Desk Cabinetry

Color Options

Cabinet Warranty

Compressors

Dry Vacuums

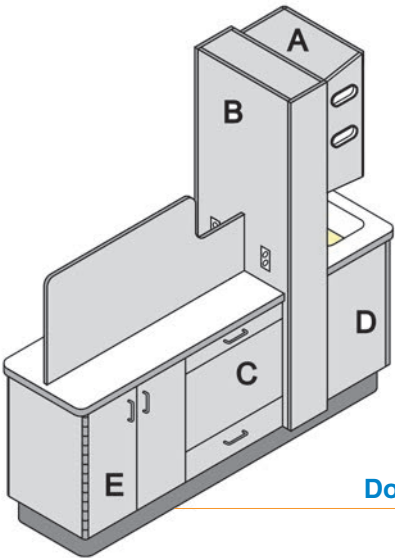
Tanks

Wet Vacuums

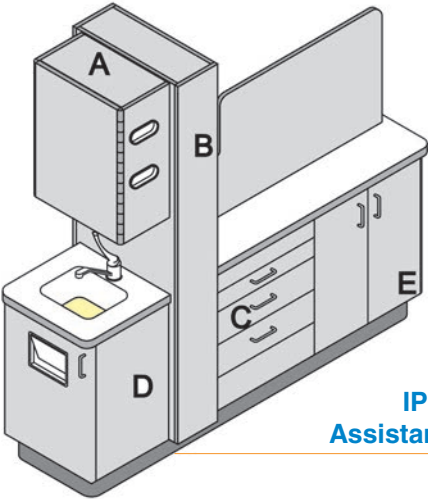
Utility Room Accessories

Utility Warranty

IP-IMM-78, 75" High Island



IP-IMM-78  
Doctors Side



IP-IMM-78  
Assistants Side

IMM-78 Mini Island Module, 75" High Island

Description	Part Number
Solid Surface Top, Soft Close Drawers and Doors	IP-IMM-78

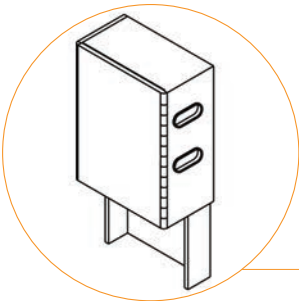
Options

Description	Part Number
Glove or tissue dispenser	IP-GD-2
X-ray shielding	IP-IMM-78/XRS
Soap dispenser (each)	IP-SD
Tapmaster foot control	IP-TMC

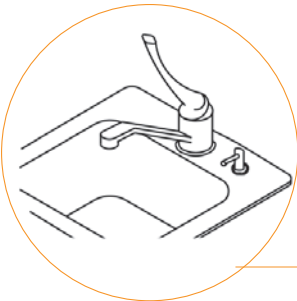
Dimensions	In Inches
Length	77 3/4"
Depth	20 1/2"
Height	75"
Countertop	33 1/2"
Weight	108 lb.

Features

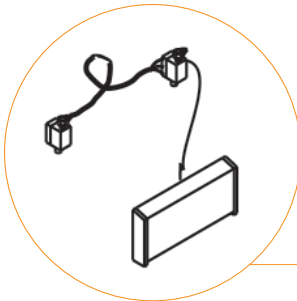
- A Upper storage cabinet with adjustable shelf and cup/towel dispenser
- B X-ray column is reinforced with hardwood plywood and adaptable to any X-ray and/or light mount, and 20 AMP electric outlet
- Doctor side: (2) drawers- (1)3 5/8" and (1)6 1/4"
- C Assistant side: (3) drawers- (1)3 5/8" and (2)6 1/4"
- Removable bottom for utility connections
- Waste compartment with front door drop and 21-quart waste container.
- D Solid Surface top with stainless under mount steel sink. Separate base with leveling feet
- E One storage cabinet with adjustable shelves on Doctor's side



IP-GD-2



IP-SD



IP-TMC

Forest Packages

Chairs and Stools

Lights and Monitor Mounts

7000 Series

Delivery Systems

Simplified

Factory Options and Parts

General Information

Equipment Warranty

Radiance Operator

Imagine + Operator

Operator Mobile

Sterilization Centers

Orthodontic Cabinetry

Reception/Front Desk Cabinetry

Color Options

Cabinet Warranty

Compressors

Dry Vacuums

Tanks

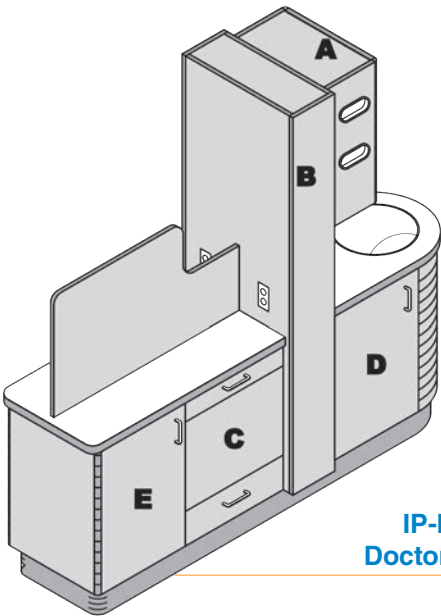
Wet Vacuums

Utility Room Accessories

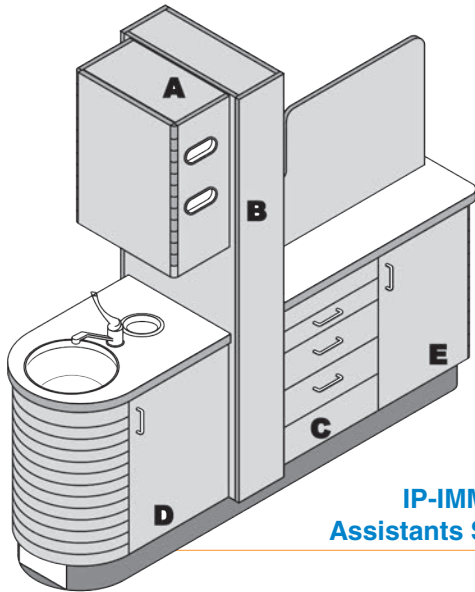
Utility Warranty



IP-IMMR-80, 75" High Island



IP-IMM-78  
Doctors Side



IP-IMM-78  
Assistants Side

IP-IMMR-80 Mini Island Module, 75" High Island

Description	Part Number
Solid Surface Top, Soft Close Drawers and Doors	IP-IMMR-80

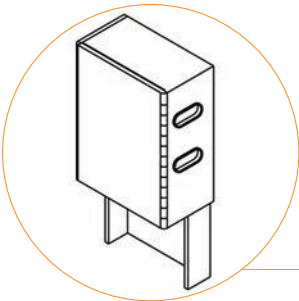
Options

Description	Part Number
Glove or tissue dispenser	IP-GD-2
X-Ray Shielding	IP-IMM-80/XRS
Soap dispenser (each)	IP-SD
Tapmaster foot control	IP-TMC

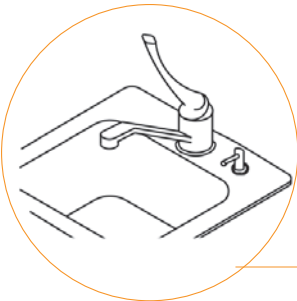
Dimensions	In Inches
Length	80"
Depth	22"
Height	75"
Countertop	33 1/2"
Weight	108 lb.

Features

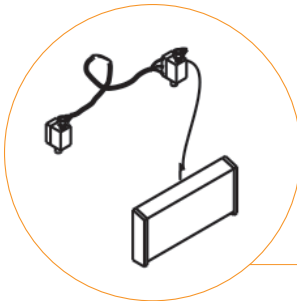
- A Upper storage cabinet with adjustable shelf and cup/towel dispenser
- B X-ray column is reinforced with hardwood plywood and adaptable to any X-ray and/or light mount, and 20 AMP electric outlet
- Doctor side: (2) drawers- (1)3 5/8" and (1)6 1/4"
- C Assistant side: (3) drawers- (1)3 5/8" and (2)6 1/4"
- Removable bottom for utility connections
- Round waste compartment with front door drop and 21-quart waste container.
- D Solid Surface top with stainless under mount steel sink. Separate base with leveling feet
- E One storage cabinet with adjustable shelves on Doctor's side



IP-GD-2



IP-SD



IP-TMC

Forest Packages

Chairs and Stools

Lights and Monitor Mounts

7000 Series

Delivery Systems

Simplified

Factory Options and Parts

General Information

Equipment Warranty

Radiance Operator

Imagine + Operator

Operator Mobile

Sterilization Centers

Orthodontic Cabinetry

Reception/Front Desk Cabinetry

Color Options

Cabinet Warranty

Compressors

Dry Vacuums

Tanks

Wet Vacuums

Utility Room Accessories

Utility Warranty



# Operatory Mobiles



Forest Packages

Chairs and Stools

Lights and Monitor Mounts

7000 Series

Delivery Systems

Simplified

Factory Options and Parts

General Information

Equipment Warranty

Radiance Operatory

Imagine + Operatory

Operatory Mobile

Sterilization Centers

Orthodontic Cabinetry

Reception/Front Desk Cabinetry

Color Options

Cabinet Warranty

Compressors

Dry Vacuums

Tanks

Wet Vacuums

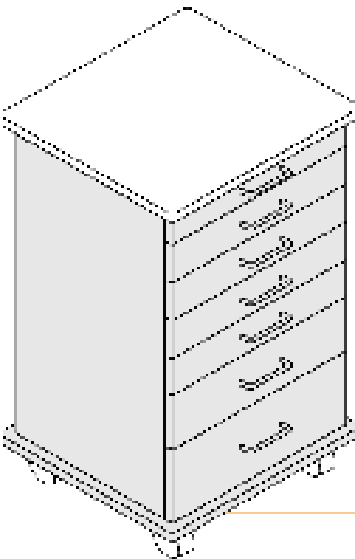
Utility Room Accessories

Utility Warranty

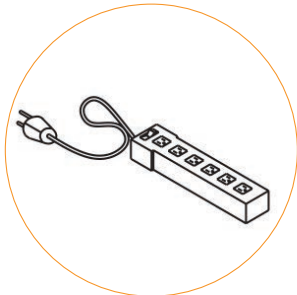
IP-AM4-31 and IP-AM4-34



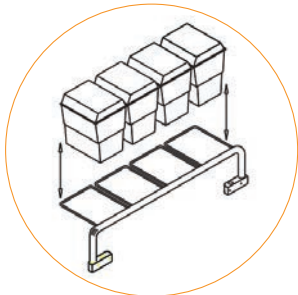
IP-AM4-31  
Five Drawer Cabinet



IP-AM4-34  
Six Drawer Cabinet



IP-EPS



IP-SWO

Operatory Mobile Cabinets

Description	Part Number
Doctor's Mobile Cabinet (5 drawers)	IP-AM4-31

Select Options

Description	Part Number
Electric power strip	IP-EPS
Storage well organizer	IP-SWO

Dimensions	In Inches
Height	30 5/8"
Width	21 1/4"
Depth	19 3/4"

Features

- Metabox drawer system
- 3 drawers - 3 5/8"
- 1 drawer - 5"
- 1 drawer - 8"
- Available in most colors

Operatory Mobile Cabinets

Description	Part Number
Doctor's Mobile Cabinet (6 drawers)	IP-AM4-34

Select Options

Description	Part Number
Electric power strip	IP-EPS
Storage well organizer	IP-SWO

Dimensions	In Inches
Height	33 5/8"
Width	21 1/4"
Depth	19 3/4"

Features

- Metabox drawer system
- 4 drawers - 3 5/8"
- 1 drawer - 5"
- 1 drawer - 7 1/4"
- Available in most colors

Forest Packages

Chairs and Stools

Lights and Monitor Mounts

7000 Series

Delivery Systems

Simplified

Factory Options and Parts

General Information

Equipment Warranty

Radiance Operatory

Imagine + Operatory

Operatory Mobile

Sterilization Centers

Orthodontic Cabinetry

Reception/Front Desk Cabinetry

Color Options

Cabinet Warranty

Compressors

Dry Vacuums

Tanks

Wet Vacuums

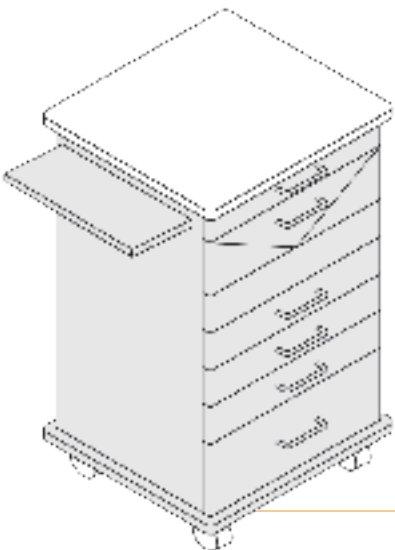
Utility Room Accessories

Utility Warranty

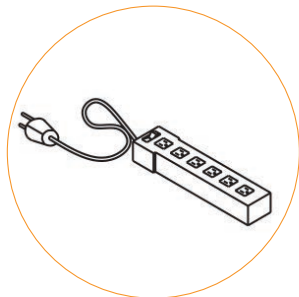
IP-AM8-31 and IP-AM8-34



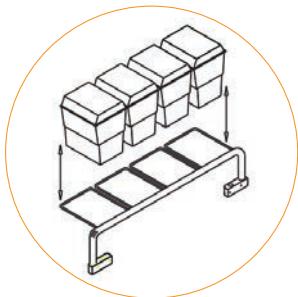
IP-AM8-31  
Four Drawer Cabinet



IP-AM8-34  
Five Drawer Cabinet



IP-EPS



IP-SWO

Operatory Mobile Cabinets

Description	Part Number
North Carolina Assistants Mobile (4 drawers)	IP-AM8-31

Select Options

Description	Part Number
Electric power strip	IP-EPS
Storage well organizer	IP-SWO

Dimensions	In Inches
Height	31 1/4"
Width	21 1/4"
Depth	20 1/2"

Features

- Metabox drawer system
- 1 flip down drawer
- 2 drawers - 3 5/8"
- 1 drawer - 6 3/4"
- Pullout work surface on left side
- Available in most colors

Operatory Mobile Cabinets

Description	Part Number
North Carolina Assistants Mobile (5 drawers)	IP-AM8-34

Select Options

Description	Part Number
Electric power strip	IP-EPS
Storage well organizer	IP-SWO

Dimensions	In Inches
Height	33 5/8"
Width	21 1/4" (34" Extend)
Depth	19 3/4"

Features

- Metabox drawer system
- 1 flip down drawer
- 3 drawers - 3 5/8"
- 1 drawer - 6"
- Pullout work surface on left side
- Available in most colors

Forest Packages

Chairs and Stools

Lights and Monitor Mounts

7000 Series

Delivery Systems

Simplified

Factory Options and Parts

General Information

Equipment Warranty

Radiance Operatory

Imagine + Operatory

Operatory Mobile

Sterilization Centers

Orthodontic Cabinetry

Reception/Front Desk Cabinetry

Color Options

Cabinet Warranty

Compressors

Dry Vacuums

Tanks

Wet Vacuums

Utility Room Accessories

Utility Warranty

IP-AM6

Operatory Mobile Cabinets

Description	Part Number
Oregon/Alabama Assistant's Mobile (4 drawers)	IP-AM6

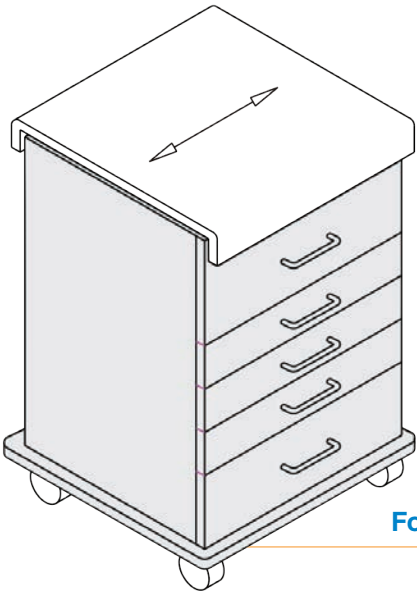
Select Options

Description	Part Number
Electric power strip	IP-EPS
Front to back sliding top	IP-FTB
Storage well organizer	IP-SWO

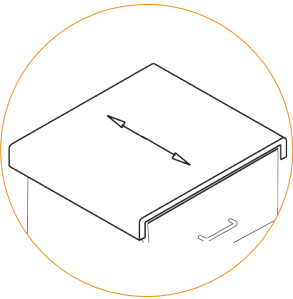
Dimensions	In Inches
Height	31 1/8"
Width	21 1/4" (32 11/16" Extend) (44 1/8" Slide range)
Depth	20 1/2"

Features

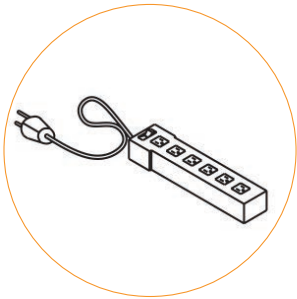
- Equipment well 8 1/2" deep
- Metabox drawer system
- 3 drawers - 3 5/8"
- 1 drawer - 6 3/4"
- Post formed sliding top
- Available in most colors



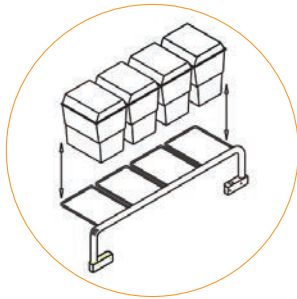
IP-AM6  
Four Drawer Cabinet



IP-FTB



IP-EPS



IP-SWO

Forest Packages

Chairs and Stools

Lights and Monitor Mounts

7000 Series

Delivery Systems

Simplified

Factory Options and Parts

General Information

Equipment Warranty

Radiance Operatory

Imagine + Operatory

Operatory Mobile

Sterilization Centers

Orthodontic Cabinetry

Reception/Front Desk Cabinetry

Color Options

Cabinet Warranty

Compressors

Dry Vacuums

Tanks

Wet Vacuums

Utility Room Accessories

Utility Warranty



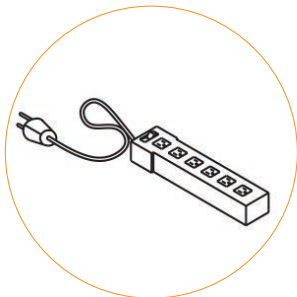
IP-EM4-31 and IP-EM8-31



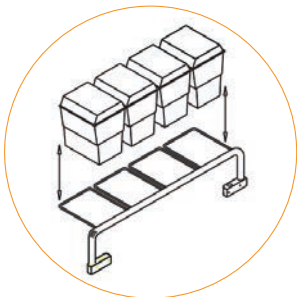
IP-EM4-31  
Five Drawer Cabinet



IP-EM8-31  
Four Drawer Cabinet



IP-EPS



IP-SWO

Operatory Mobile Cabinets

Description	Part Number
Doctor's Mobile (5 drawers)	IP-EM4-31

Select Options

Description	Part Number
Electric power strip	IP-EPS
Storage well organizer	IP-SWO

Select Color Options

Countertop/Cabinet Available only in: White, Grey, Almond, or Surf  
White pulls

No variations to the economy units are available.

Dimensions	In Inches
Height	30 5/8"
Width	21 1/4"
Depth	20 1/2"

Features

- Metabox drawer system
- 3 drawers - 3 5/8"
- 2 drawers - 5 1/2"
- 1 drawer - 7 1/2"

Operatory Mobile Cabinets

Description	Part Number
North Carolina Assistant's Mobile (4 drawers)	IP-EM8-31

Select Options

Description	Part Number
Electric power strip	IP-EPS
Storage well organizer	IP-SWO

Select Color Options

Countertop/Cabinet Available only in: White, Grey, Almond, or Surf  
White pulls

No variations to the economy units are available.

Dimensions	In Inches
Height	30 5/8"
Width	21 1/4" (34" extended)
Depth	20 1/2"

Features

- Metabox drawer system
- 1 drawer - 9" flip down
- 2 drawers - 3 5/8"
- 1 drawer - 6 3/4"

Forest Packages

Chairs and Stools

Lights and Monitor Mounts

7000 Series

Delivery Systems

Simplified

Factory Options and Parts

General Information

Equipment Warranty

Radiance Operatory

Imagine + Operatory

Operatory Mobile

Sterilization Centers

Orthodontic Cabinetry

Reception/Front Desk Cabinetry

Color Options

Cabinet Warranty

Compressors

Dry Vacuums

Tanks

Wet Vacuums

Utility Room Accessories

Utility Warranty

IP-EM6

Operatory Mobile Cabinets

Description	Part Number
Alabama Assistant's Mobile (? drawers)	IP-EM6

Select Options

Description	Part Number
Electric power strip	IP-EPS
Front to back sliding top	IP-FTB
Storage well organizer	IP-SWO

Select Color Options

Countertop/Cabinet Available only in: White, Grey, Almond, or Surf  
White pulls

No variations to the economy units are available.

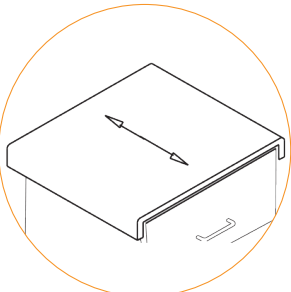
Dimensions	In Inches
Height	30 5/8"
Width	21 1/4" (32 1/2" Extend) (48 1/4" Slide range)
Depth	20 1/2"

Features

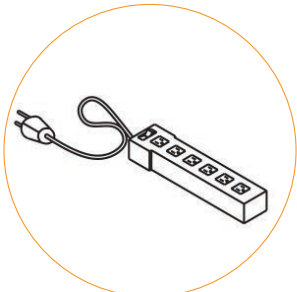
- Equipment well 8 1/2" deep
- Metabox drawer system
- Sliding top
- 3 drawers - 3 5/8"
- 1 drawer - 5 1/2"
- 1 drawer - 8 1/8"



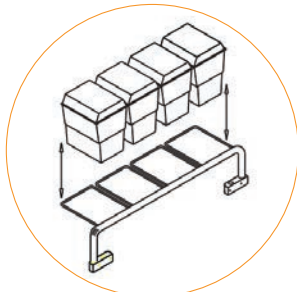
IP-EM6  
Assistant's Cabinet



IP-FTB



IP-EPS



IP-SWO

Forest Packages

Chairs and Stools

Lights and Monitor Mounts

7000 Series

Delivery Systems

Simplified

Factory Options and Parts

General Information

Equipment Warranty

Radiance Operatory

Imagine + Operatory

Operatory Mobile

Sterilization Centers

Orthodontic Cabinetry

Reception/Front Desk Cabinetry

Color Options

Cabinet Warranty

Compressors

Dry Vacuums

Tanks

Wet Vacuums

Utility Room Accessories

Utility Warranty



Sterilization Centers



Forest Packages

Chairs and Stools

Lights and Monitor Mounts

7000 Series

Delivery Systems

Simplified

Factory Options and Parts

General Information

Equipment Warranty

Radiance Operator

Imagine + Operator

Operator Mobile

Sterilization Centers

Orthodontic Cabinetry

Reception/Front Desk Cabinetry

Color Options

Cabinet Warranty

Compressors

Dry Vacuums

Tanks

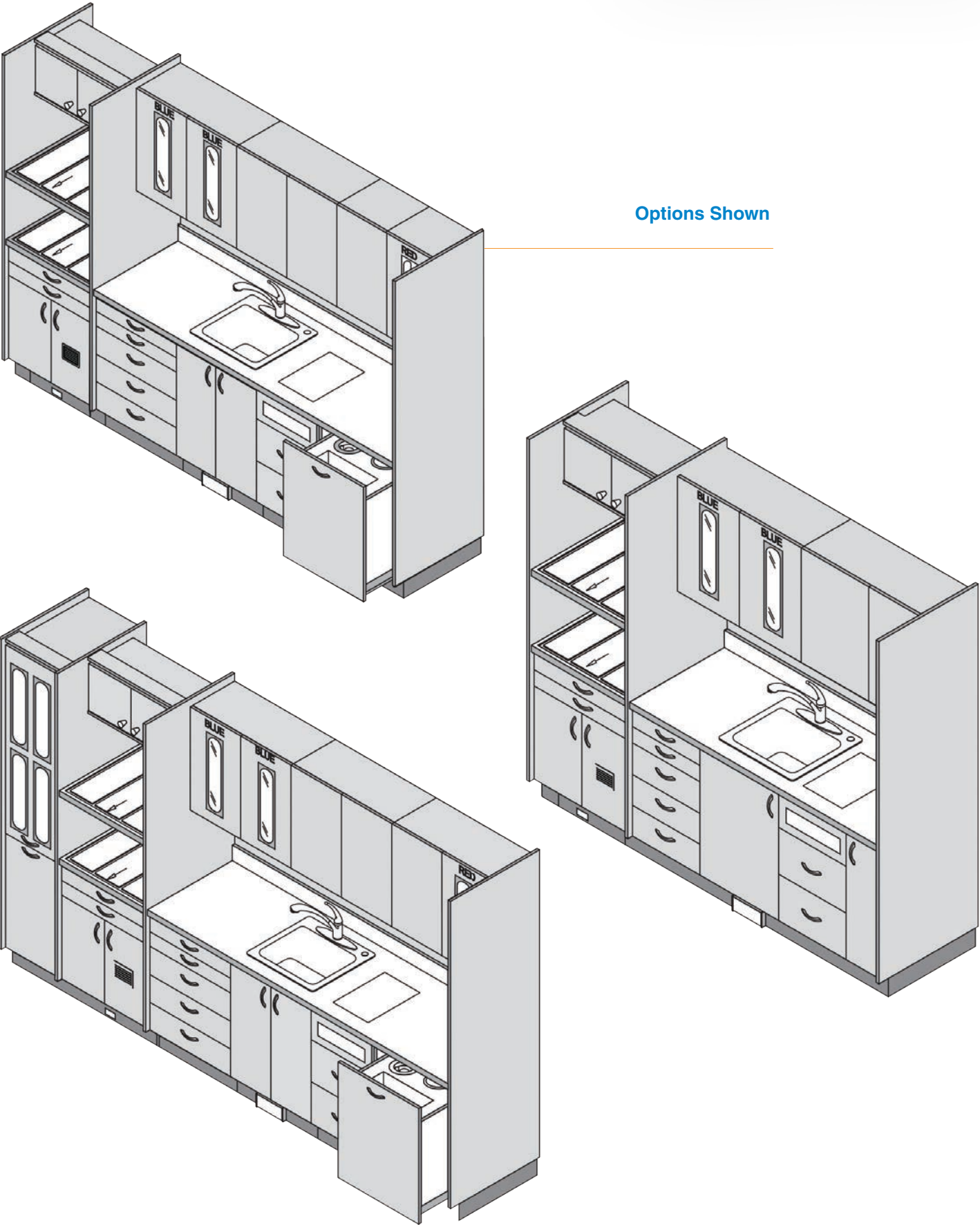
Wet Vacuums

Utility Room Accessories

Utility Warranty



Sterilization Centers



Options Shown

Forest Packages

Chairs and Stools

Lights and Monitor Mounts

7000 Series

Delivery Systems

Simplified

Factory Options and Parts

General Information

Equipment Warranty

Radiance Operator

Imagine + Operator

Operator Mobile

Sterilization Centers

Orthodontic Cabinetry

Reception/Front Desk Cabinetry

Color Options

Cabinet Warranty

Compressors

Dry Vacuums

Tanks

Wet Vacuums

Utility Room Accessories

Utility Warranty

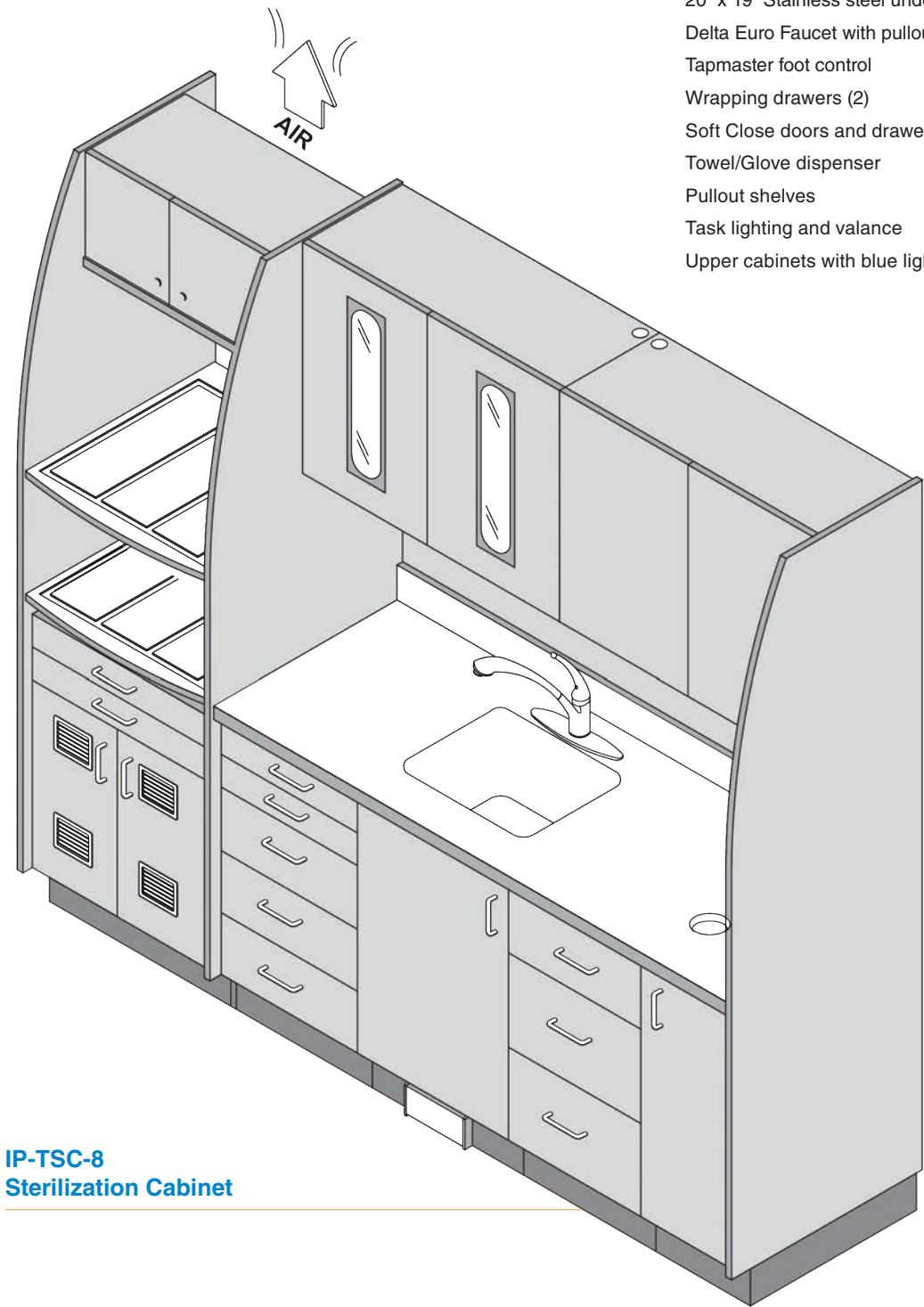
# IP-TSC-8 Sterilization Center

## Sterilization Center

Description	Part Number
1"Solid Surface Top, Soft Close Drawers and Doors, Tapmaster Foot Control	IP-TSC-8

## Features

- 20" x 19" Stainless steel under mount sink
- Delta Euro Faucet with pullout spray
- Tapmaster foot control
- Wrapping drawers (2)
- Soft Close doors and drawers
- Towel/Glove dispenser
- Pullout shelves
- Task lighting and valance
- Upper cabinets with blue light, tray storage



IP-TSC-8  
Sterilization Cabinet

Dimensions	In Inches
Length	94 1/4"
Depth	26 1/2"
Height	87"

Forest Packages

Chairs and Stools

Lights and Monitor Mounts

7000 Series

Delivery Systems

Simplified

Factory Options and Parts

General Information

Equipment Warranty

Radiance Operator

Imagine + Operator

Operator Mobile

Sterilization Centers

Orthodontic Cabinetry

Reception/Front Desk Cabinetry

Color Options

Cabinet Warranty

Compressors

Dry Vacuums

Tanks

Wet Vacuums

Utility Room Accessories

Utility Warranty



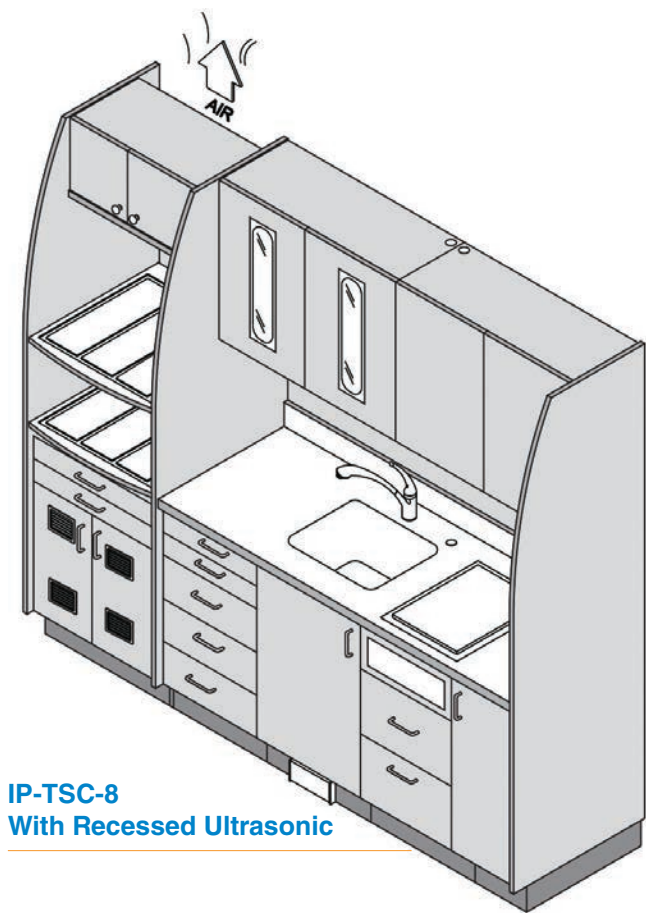
# IP-TSC-8 Sterilization Center

## Sterilization Center

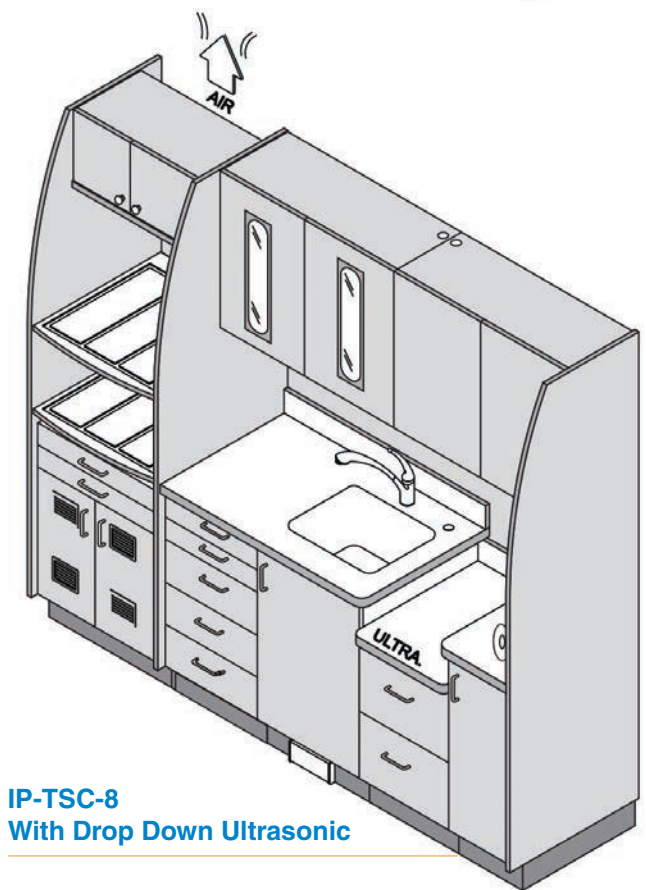
Description	Part Number
8' Center With Recessed Ultrasonic	IP-TSC-8
8' Center With Drop Down Ultrasonic	IP-TSC-8

## Select Options

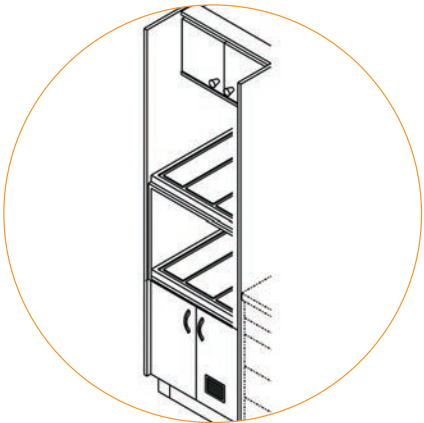
Description	Part Number
Bag storage 18"	IP-BAGSTOR
Double Autoclave stack cabinet	IP-DBLAC
Recessed Ultrasonic cut-out	IP-RUL
Soap dispenser	IP-SD-C
Vacuum with grommet	IP-VAC



IP-TSC-8  
With Recessed Ultrasonic



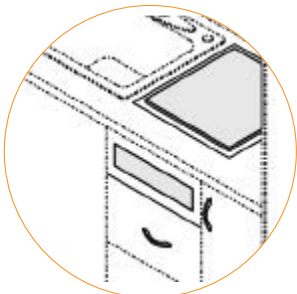
IP-TSC-8  
With Drop Down Ultrasonic



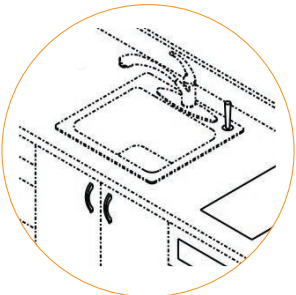
IP-DBLAC



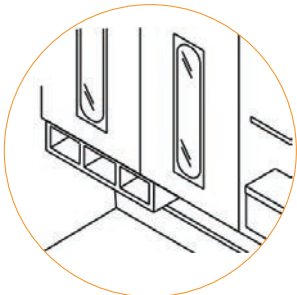
IP-SD-C



IP-RUL



IP-VAC



IP-BAGSTOR

Forest Packages

Chairs and Stools

Lights and Monitor Mounts

7000 Series

Delivery Systems

Simplified

Factory Options and Parts

General Information

Equipment Warranty

Radiance Operator

Imagine + Operator

Operator Mobile

Sterilization Centers

Orthodontic Cabinetry

Reception/Front Desk Cabinetry

Color Options

Cabinet Warranty

Compressors

Dry Vacuums

Tanks

Wet Vacuums

Utility Room Accessories

Utility Warranty

IP-TSC-9 Sterilization Center

Sterilization Center

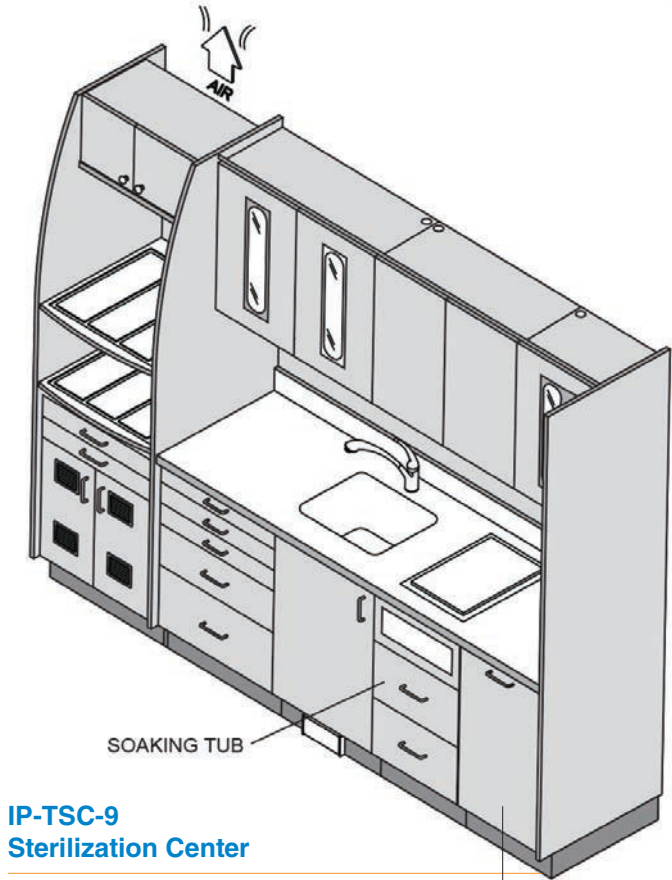
Description	Part Number
Solid Surface Top, Soft Close Drawers and Doors, Tapmaster Foot Control	IP-TSC-9

Select Options

Description	Part Number
Bag storage 18"	IP-BAGSTOR
Double Autoclave stack cabinet	IP-DBLAC
Recessed Ultrasonic cut-out	IP-RUL
Soap dispenser	IP-SD-C
Vacuum with grommet	IP-VAC

Features

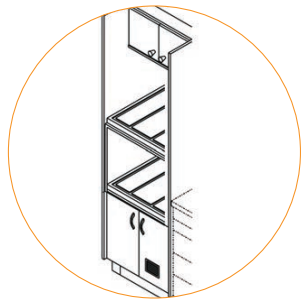
- 20" x 19" Stainless steel under mount sink
- Delta Euro Faucet with pullout spray
- Tapmaster foot control
- Wrapping drawers (2)
- Soft Close doors and drawers
- Towel/Glove dispenser
- Pullout shelves
- Task lighting and valance
- Upper cabinets with blue light, tray storage
- Glass door inserts
- Heat shield



IP-TSC-9 Sterilization Center



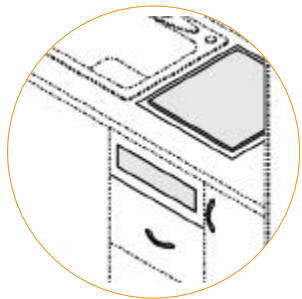
Dimensions	In Inches
Length	107 1/4"
Depth	26 1/2"
Height	84"



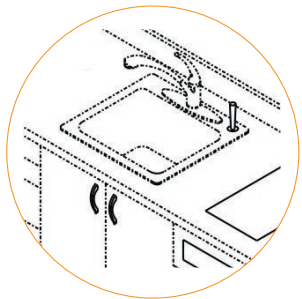
IP-DBLAC



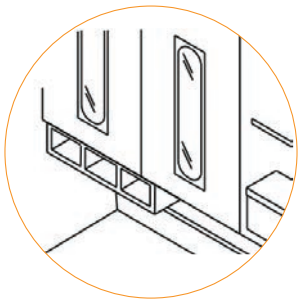
IP-SD-C



IP-RUL



IP-VAC



IP-BAGSTOR

Forest Packages

Chairs and Stools

Lights and Monitor Mounts

7000 Series

Delivery Systems

Simplified

Factory Options and Parts

General Information

Equipment Warranty

Radiance Operator

Imagine + Operator

Operator Mobile

Sterilization Centers

Orthodontic Cabinetry

Reception/Front Desk Cabinetry

Color Options

Cabinet Warranty

Compressors

Dry Vacuums

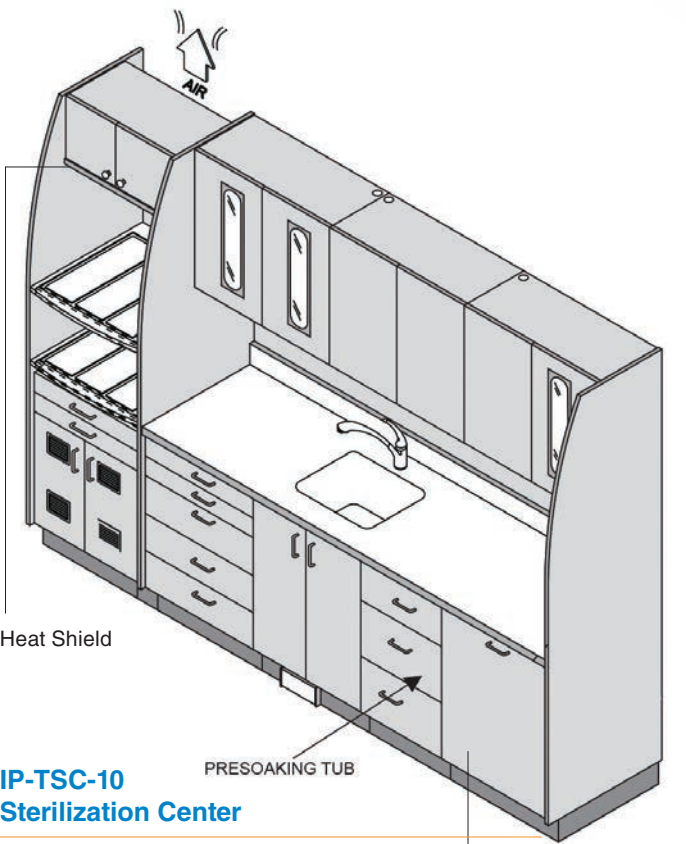
Tanks

Wet Vacuums

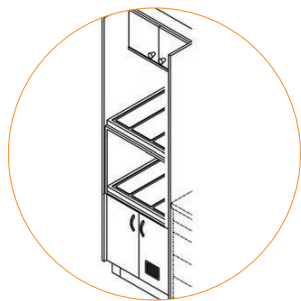
Utility Room Accessories

Utility Warranty

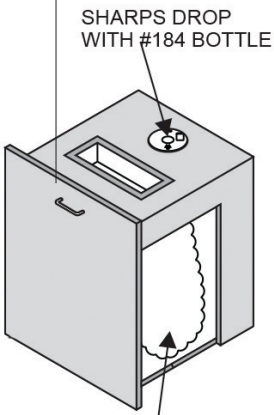
IP-TSC-10 Sterilization Center



IP-TSC-10 Sterilization Center



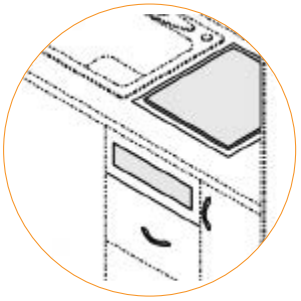
IP-DBLAC



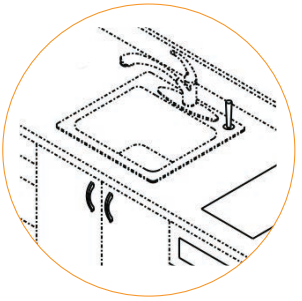
BIOHAZARDOUS BAG



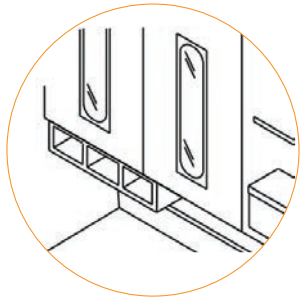
IP-SD-C



IP-RUL



IP-VAC



IP-BAGSTOR

Sterilization Center

Description	Part Number
Solid Surface Top, Soft Close Drawers and Doors, Tapmaster Foot Control	IP-TSC-10

Select Options

Description	Part Number
Bag storage 18"	IP-BAGSTOR
Double Autoclave stack cabinet	IP-DBLAC
Drop down Ultrasonic	IP-DDUL
Recessed Ultrasonic cut-out	IP-RUL
Soap dispenser	IP-SD-C
Vacuum with grommet	IP-VAC

Features

- Soild surface counter top
- 20" x 19" Stainless steel under mount sink
- Delta Euro Faucet with pullout spray
- Tapmaster foot control
- Wrapping drawers (2)
- Soft Close doors and drawers
- Towel/Glove dispenser
- StarBoard pullout shelves
- Task lighting and valance
- Upper cabinets with blue light, tray storage
- Glass door inserts
- Soaping tub

Dimensions	In Inches
Length	116 1/4"
Depth	25 1/2"
Height	84"

Forest Packages

Chairs and Stools

Lights and Monitor Mounts

7000 Series

Delivery Systems

Simplified

Factory Options and Parts

General Information

Equipment Warranty

Radiance Operator

Imagine + Operator

Operator Mobile

Sterilization Centers

Orthodontic Cabinetry

Reception/Front Desk Cabinetry

Color Options

Cabinet Warranty

Compressors

Dry Vacuums

Tanks

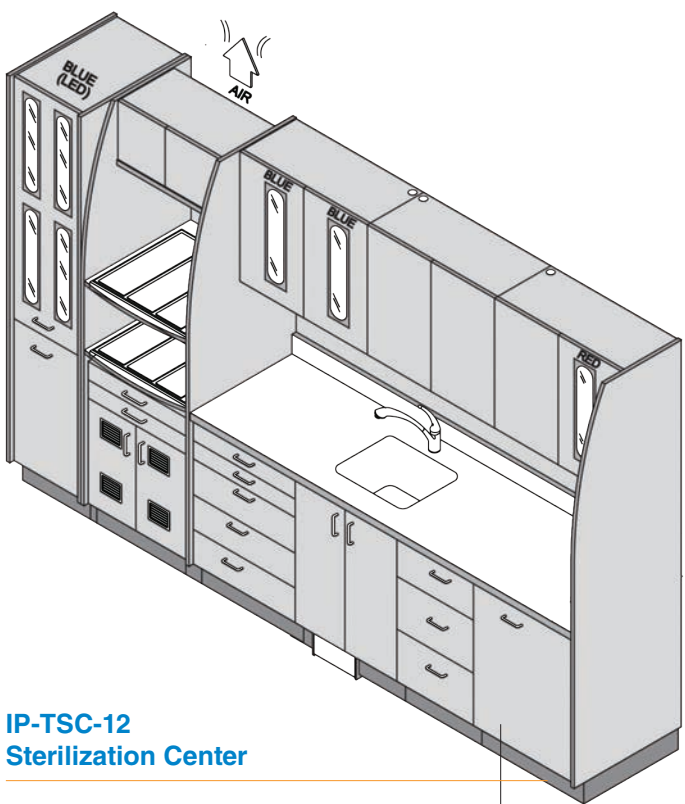
Wet Vacuums

Utility Room Accessories

Utility Warranty



# IP-TSC-12 Sterilization Center



IP-TSC-12 Sterilization Center

## Sterilization Center

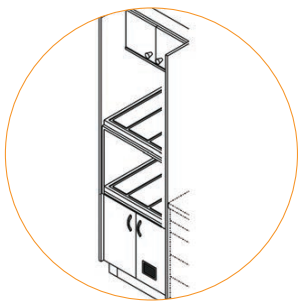
Description	Part Number
Solid Surface Top, Soft Close Drawers and Doors, Tapmaster Foot Control	IP-TSC-12

## Select Options

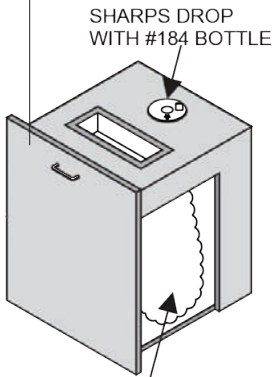
Description	Part Number
Bag storage 18"	IP-BAGSTOR
Double Autoclave stack cabinet	IP-DBLAC
Drop down Ultrasonic	IP-DDUL
Recessed Ultrasonic cut-out	IP-RUL
Soap dispenser	IP-SD-C
Vacuum with grommet	IP-VAC

## Features

- Soild surface counter top
- 20" x 19" Stainless steel under mount sink
- Delta Euro Faucet with pullout spray
- Tapmaster foot control
- Wrapping drawers (2)
- Soft Close doors and drawers
- Towel/Glove dispenser
- StarBoard pullout shelves
- Task lighting and valance
- Glass door inserts
- Pre-soaking tub
- Clean storage upper cabinets with blue light, tray storage



IP-DBLAC

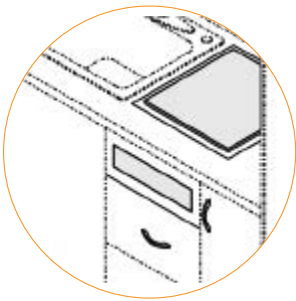


BIOHAZARDOUS BAG

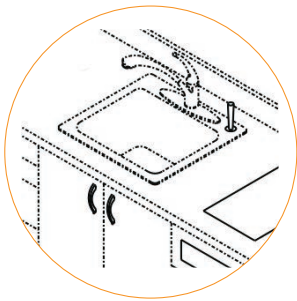
Dimensions	In Inches
Length	142"
Depth	26 1/2"
Height	84"



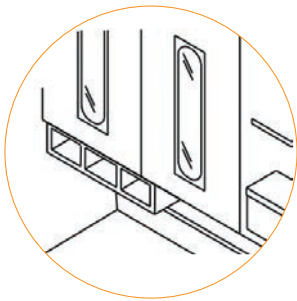
IP-SD-C



IP-RUL



IP-VAC



IP-BAGSTOR

Forest Packages

Chairs and Stools

Lights and Monitor Mounts

7000 Series

Delivery Systems

Simplified

Factory Options and Parts

General Information

Equipment Warranty

Radiance Operator

Imagine + Operator

Operator Mobile

Sterilization Centers

Orthodontic Cabinetry

Reception/Front Desk Cabinetry

Color Options

Cabinet Warranty

Compressors

Dry Vacuums

Tanks

Wet Vacuums

Utility Room Accessories

Utility Warranty



Orthodontic Cabinetry



Forest Packages

Chairs and Stools

Lights and Monitor Mounts

7000 Series

Delivery Systems

Simplified

Factory Options and Parts

General Information

Equipment Warranty

Radiance Operator

Imagine + Operator

Operator Mobile

Sterilization Centers

Orthodontic Cabinetry

Reception/Front Desk Cabinetry

Color Options

Cabinet Warranty

Compressors

Dry Vacuums

Tanks

Wet Vacuums

Utility Room Accessories

Utility Warranty



IP-ORISR-01

Orthodontic 5 Bay Island

Description	Part Number
5 Bay Ortho Island	IP-ORISR-01

Select Options

Description	Part Number
2 Hand piece automatic unit	2520
Flip down drawer	IP-FDD
Fiber Optics for one handpiece	1700-021-CS
Suction added to delivery head	1408-CS
Water bottle	IP-WBOT

Select Color Options

Laminate countertop only	Included
--------------------------	----------

Select Colors

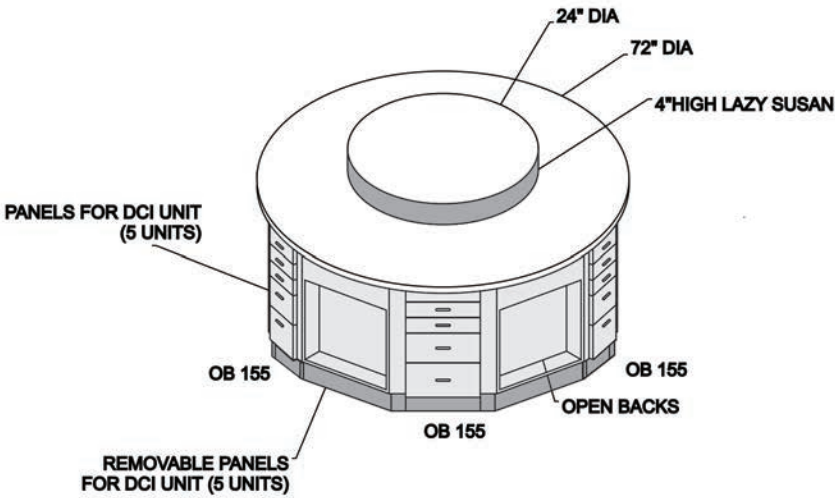
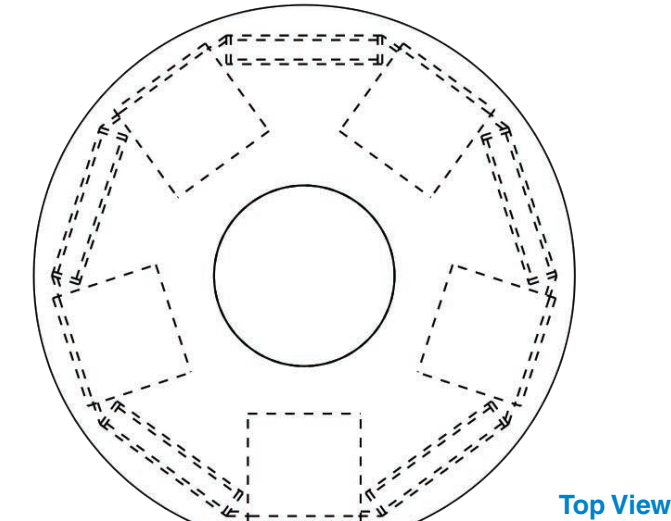
Countertop:	
Cabinets:	
PVC:	
Pulls:	
Cabinet TOTAL:	\$

Dimensions	In Inches
Diameter	72"
Lazy Susan	24"
Height	33 1/2"

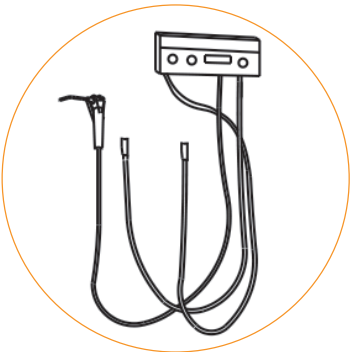
Features

- (5) Five drawer cabinets
- 24" Lazy Susan
- Provisions for five dental units
- Metabox drawer system
- Separate base with leveling feet
- Easy access removable panels for dental unit utilities hook-up
- Available with 2 or 3 handpiece panel mounted units

Customizing Available



IP-FDD



IP-2HPA

Forest Packages

Chairs and Stools

Lights and Monitor Mounts

7000 Series

Delivery Systems

Simplified

Factory Options and Parts

General Information

Equipment Warranty

Radiance Operator

Imagine + Operator

Operator Mobile

Sterilization Centers

Orthodontic Cabinetry

Reception/Front Desk Cabinetry

Color Options

Cabinet Warranty

Compressors

Dry Vacuums

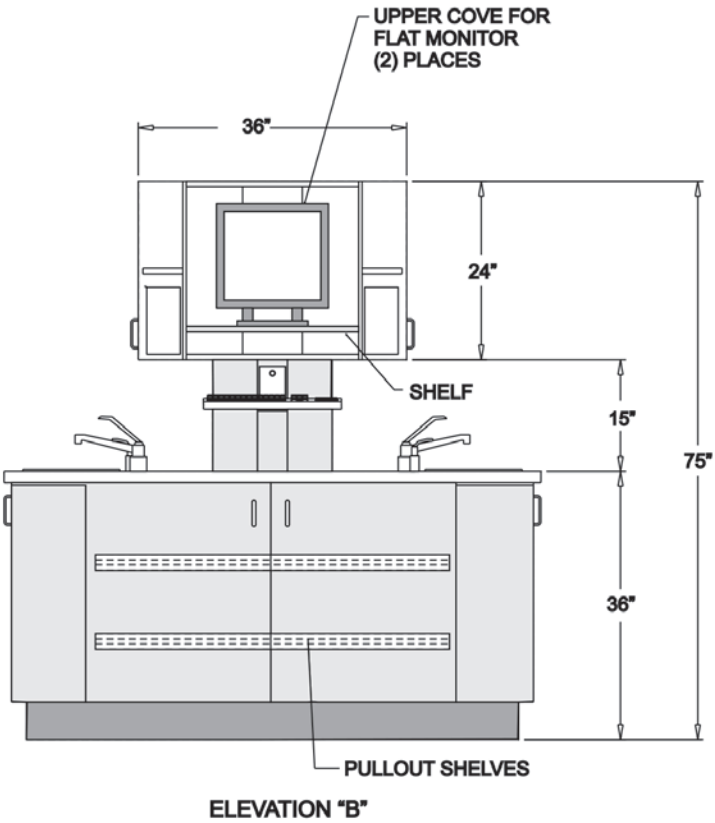
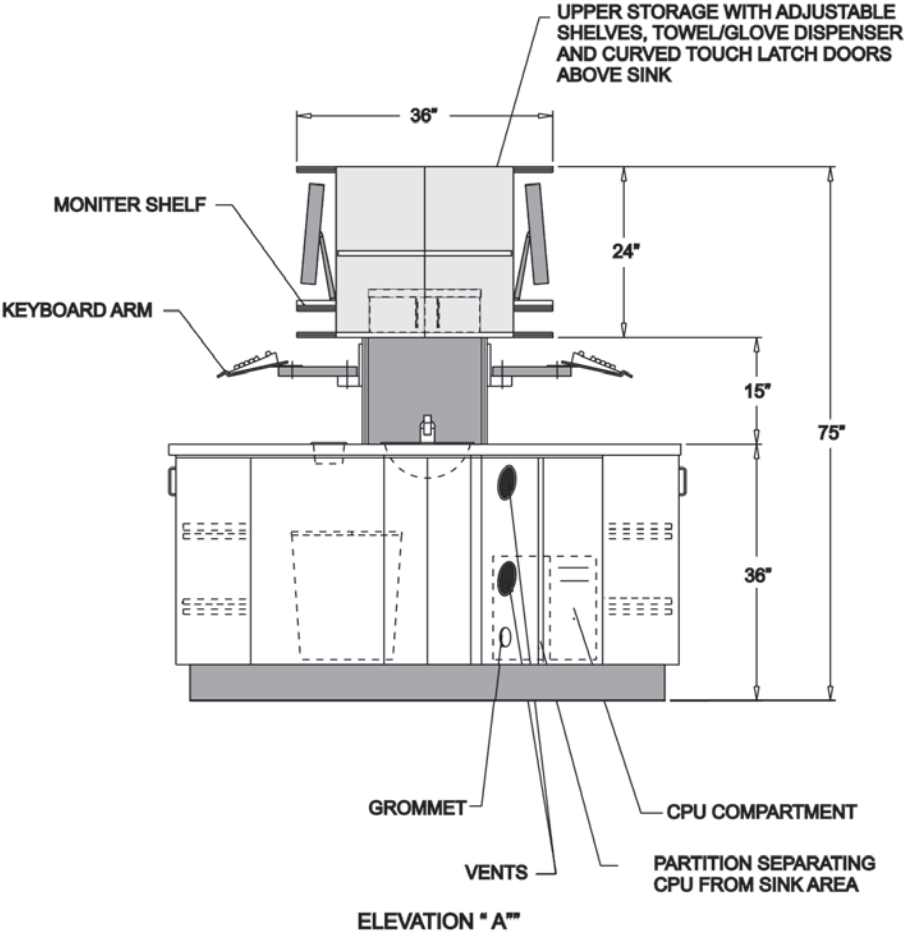
Tanks

Wet Vacuums

Utility Room Accessories

Utility Warranty

IP-ORISRH-01



Forest Packages

Chairs and Stools

Lights and Monitor Mounts

7000 Series

Delivery Systems

Simplified

Factory Options and Parts

General Information

Equipment Warranty

Radiance Operator

Imagine + Operator

Operator Mobile

Sterilization Centers

Orthodontic Cabinetry

Reception/Front Desk Cabinetry

Color Options

Cabinet Warranty

Compressors

Dry Vacuums

Tanks

Wet Vacuums

Utility Room Accessories

Utility Warranty

IP-ORISRH-01

Orthodontic Round Island

Description	Part Number
Ortho Round Island	IP-ORISRH-01

Select Options

Description	Part Number
Tapmaster foot control	IP-TMC

Select Countertop Options

Laminate countertop	Included
---------------------	----------

Select Colors

Countertop:	
Cabinets:	
PVC:	
Pulls:	
Cabinet TOTAL:	\$
Dimensions	In Inches
Diameter	72"
Overall Height	105"
Counter Height	36"

Features

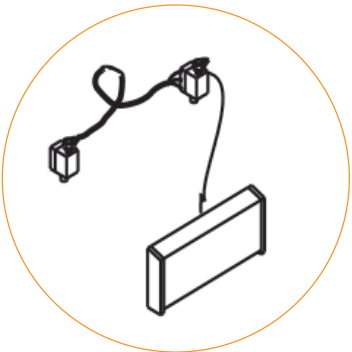
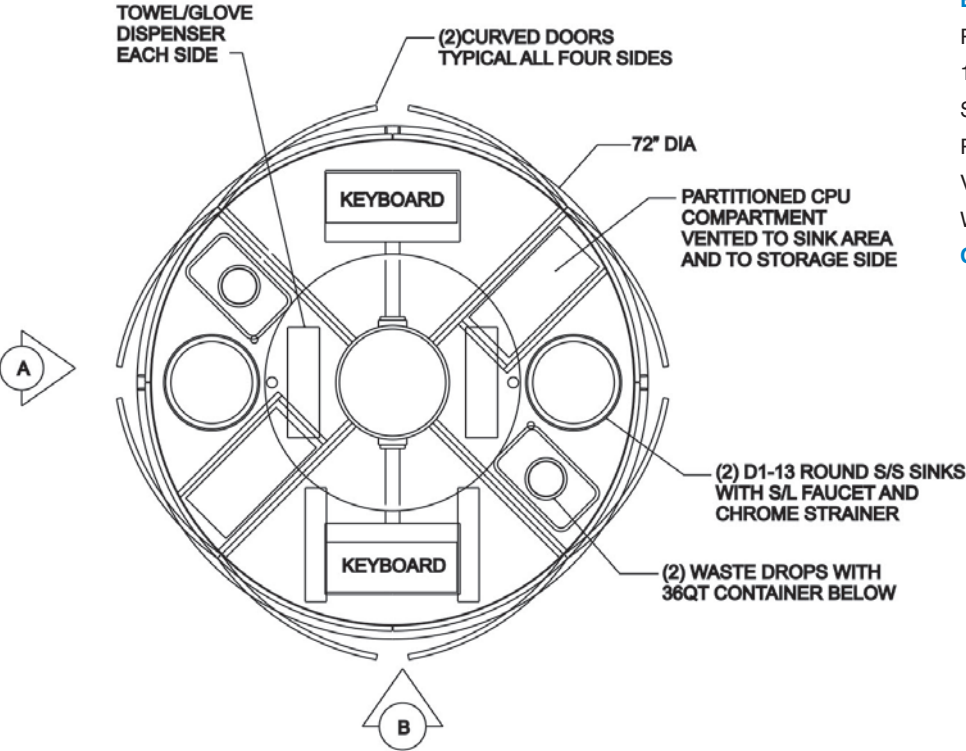
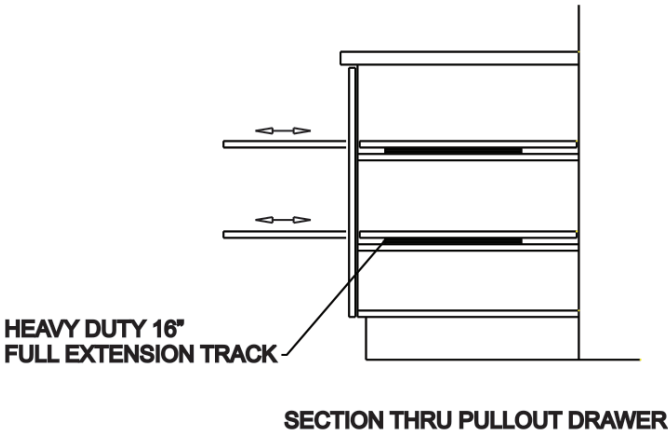
Upper tower includes:

- Provisions for two flat screen monitors
- Upper storage cabinet with towel glove dispenser
- Center column providing easy access for wiring
- Wall mounted keyboard arms

Base cabinet includes:

- Rounded face sink cabinets
- 13" Round stainless steel sinks with single lever faucet.
- Separate base with leveling feet
- Rounded face storage cabinet with pullout shelves
- Vented CPU compartments
- Waste drop in countertop and 36qt container below

Customizing Available



IP-TMC

Forest Packages

Chairs and Stools

Lights and Monitor Mounts

7000 Series

Delivery Systems

Simplified

Factory Options and Parts

General Information

Equipment Warranty

Radiance Operator

Imagine + Operator

Operator Mobile

Sterilization Centers

Orthodontic Cabinetry

Reception/Front Desk Cabinetry

Color Options

Cabinet Warranty

Compressors

Dry Vacuums

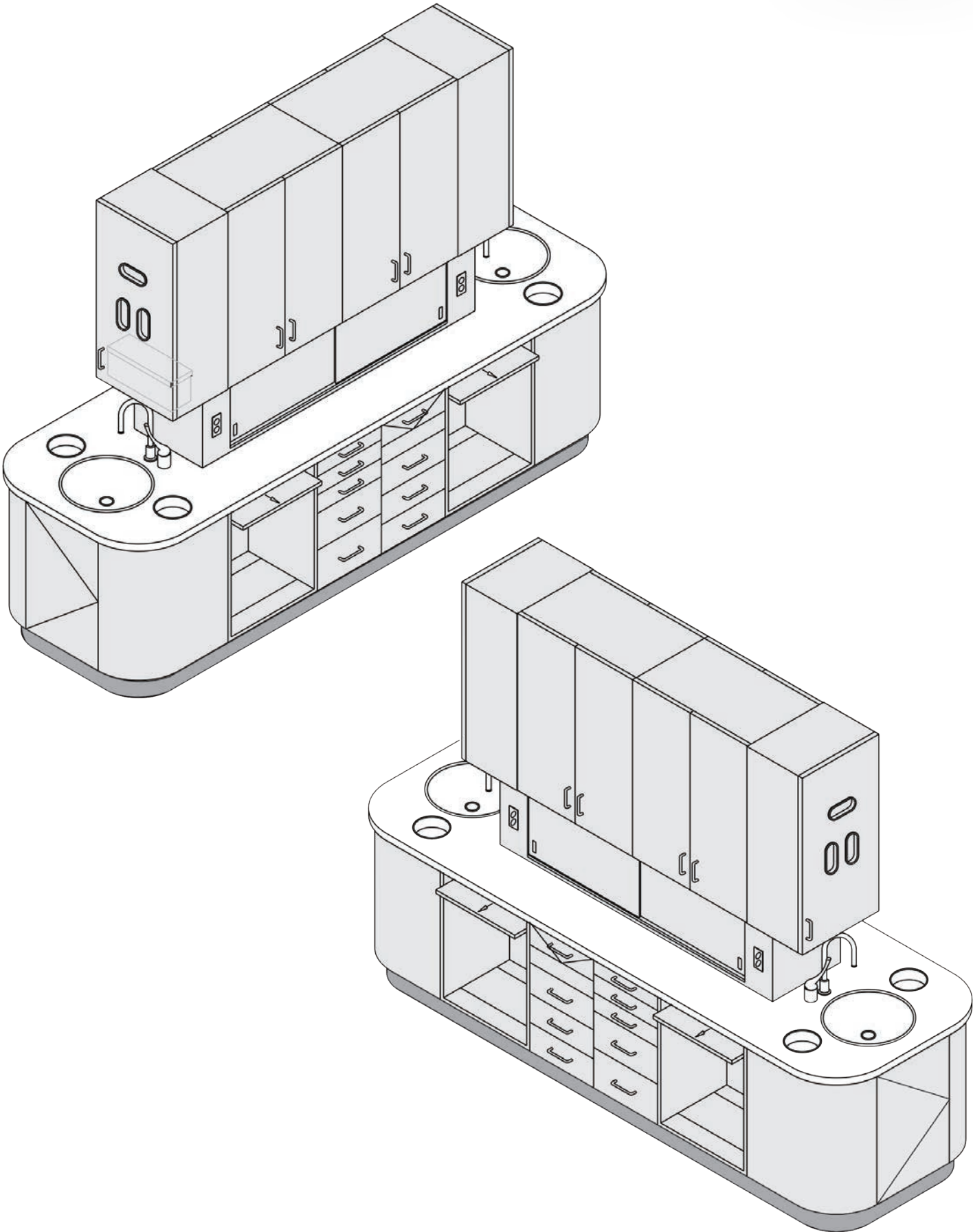
Tanks

Wet Vacuums

Utility Room Accessories

Utility Warranty

IP-ORIS-01



Forest Packages

Chairs and Stools

Lights and Monitor Mounts

7000 Series

Delivery Systems

Simplified

Factory Options and Parts

General Information

Equipment Warranty

Radiance Operator

Imagine + Operator

Operator Mobile

Sterilization Centers

Orthodontic Cabinetry

Reception/Front Desk Cabinetry

Color Options

Cabinet Warranty

Compressors

Dry Vacuums

Tanks

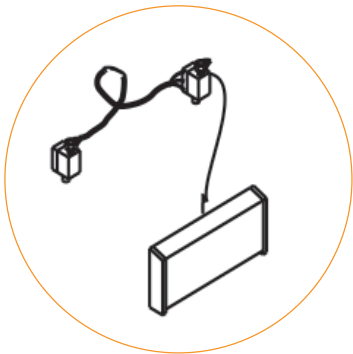
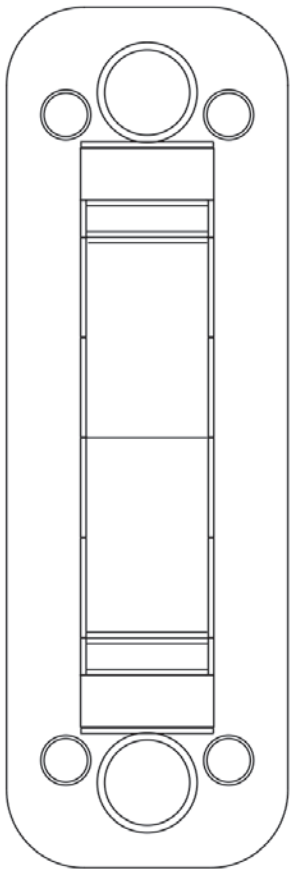
Wet Vacuums

Utility Room Accessories

Utility Warranty



IP-ORIS-01



IP-TMC

Orthodontic 4 Bay Island

Description	Part Number
4 Bay Ortho Island	IP-ORIS-01

Select Options

Description	Part Number
Delivery System, beneath shelf mount	MT600BS
Delivery System, top shelf mount	MT600TS
Suction added to delivery head	1408-CS
Tapmaster foot control	IP-TMC

Select Countertop Options

Laminate countertop

Select Colors

Countertop:	
Cabinets:	
PVC:	
Pulls:	
Cabinet TOTAL:	\$

Dimensions	In Inches
Length	116"
Depth	38"
Height	75"
Counter Height	33 1/2"

Features

- 4 banks of five drawer cabinet
- Upper pass-thru tray cabinet
- Provisions for four dental units
- Cut and towel dispenser at each sink
- Convenience outlets at each station
- Pass-thru upper storage cabinets
- Stainless steel waste drops at each station
- Gooseneck faucets
- 3 glove dispensers at each sink
- Pass-thru storage at mid section
- Stainless steel sinks
- Separate base with leveling feet

Customizing Available

Forest Packages

Chairs and Stools

Lights and Monitor Mounts

7000 Series

Delivery Systems

Simplified

Factory Options and Parts

General Information

Equipment Warranty

Radiance Operator

Imagine + Operator

Operator Mobile

Sterilization Centers

Orthodontic Cabinetry

Reception/Front Desk Cabinetry

Color Options

Cabinet Warranty

Compressors

Dry Vacuums

Tanks

Wet Vacuums

Utility Room Accessories

Utility Warranty

IP-AM-6-OR

Orthodontic 5 Bay Island

Description	Part Number
Ortho Cabinet with 2 Handpiece Automatic Unit	IP-AM-6-OR

Select Options

Description	Part Number
Solid surface top -No Charge	IP-AM-6-OR/SS
Fiber Optics for one handpiece	1700-021-CS
Water bottle	IP-WBOT

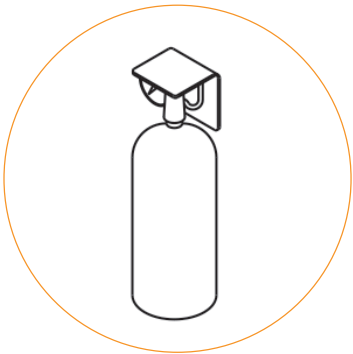
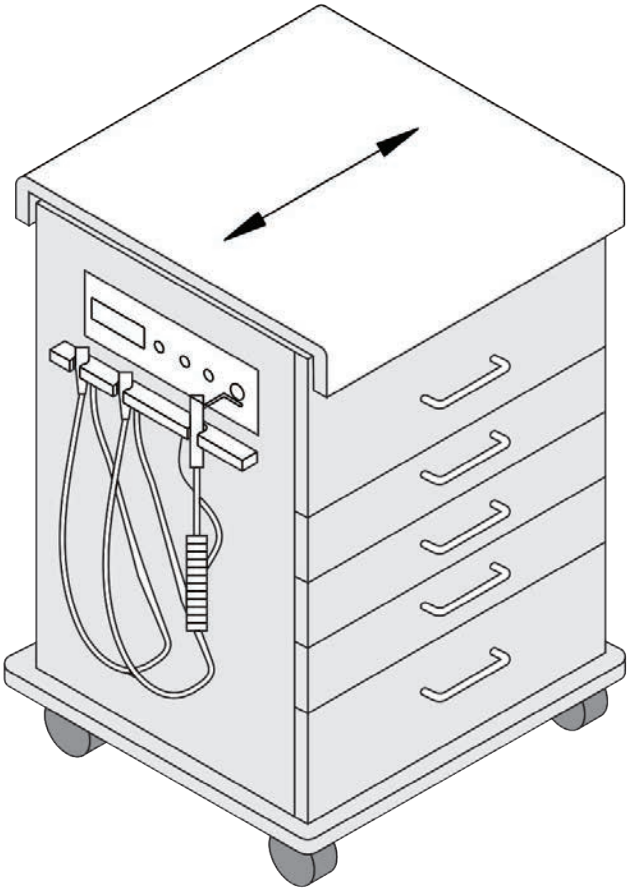
Select Colors

Countertop:	
Cabinets:	
PVC:	
Pulls:	
Cabinet TOTAL:	\$

Dimensions	In Inches
Height	31 1/8"
Width	21 1/4"
Depth	20 1/2"

Features

- Includes 1/2" solid surface top
- 8 1/2" Deep equipment well
- Four drawers
  - 3 drawers - 3 5/8"
  - 1 drawer - 6 3/8"
- Metabox drawer system
- 2 Handpiece automatic control-w/water bottle
- HVE, SE, Vacuum canister
- Utility center
- Non-retraction water coolant
- Master on/off with visual indicator
- Disc-type foot control
- Remote mounted hanging bar
- Three-way syringe
- Manual shut-off valves
- Air and water filters and regulators
- 7' Umbilical



IP-WBOT

Forest Packages

Chairs and Stools

Lights and Monitor Mounts

7000 Series

Delivery Systems

Simplified

Factory Options and Parts

General Information

Equipment Warranty

Radiance Operator

Imagine + Operator

Operator Mobile

Sterilization Centers

Orthodontic Cabinetry

Reception/Front Desk Cabinetry

Color Options

Cabinet Warranty

Compressors

Dry Vacuums

Tanks

Wet Vacuums

Utility Room Accessories

Utility Warranty

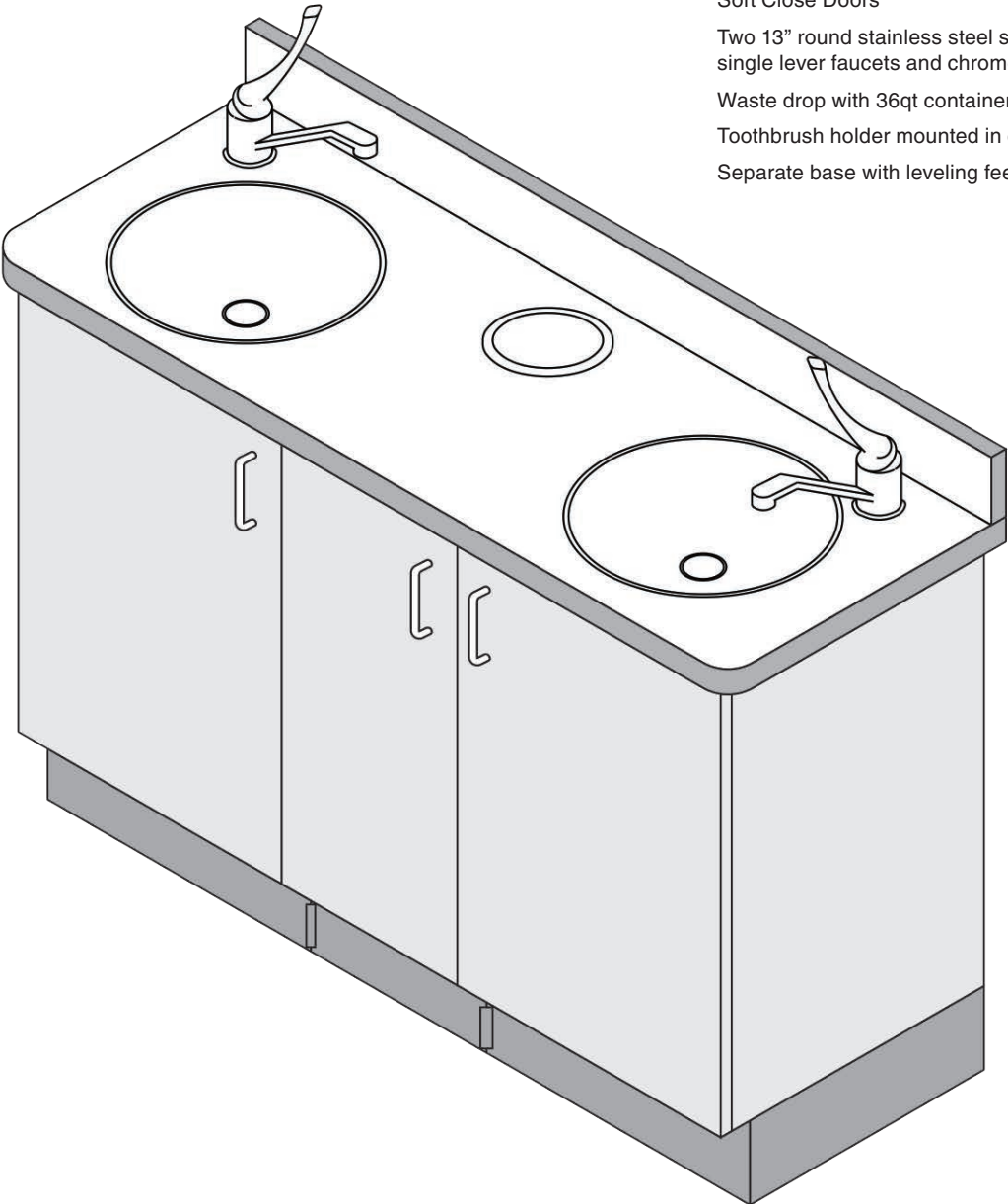
Brushing Station

Description	Part Number
Includes 1 inch Solid Surface Top,sinks and faucets	IP-BRU-02

Dimensions	In Inches
Width	57"
Depth	19"
Counter Height	33 1/2"

Features

- Double bowl brushing station
- Solid Surface Countertop
- Soft Close Doors
- Two 13" round stainless steel sinks with single lever faucets and chrome strainer
- Waste drop with 36qt container below
- Toothbrush holder mounted in countertop
- Separate base with leveling feet



Forest Packages

Chairs and Stools

Lights and Monitor Mounts

7000 Series

Delivery Systems

Simplified

Factory Options and Parts

General Information

Equipment Warranty

Radiance Operator

Imagine + Operator

Operator Mobile

Sterilization Centers

Orthodontic Cabinetry

Reception/Front Desk Cabinetry

Color Options

Cabinet Warranty

Compressors

Dry Vacuums

Tanks

Wet Vacuums

Utility Room Accessories

Utility Warranty

Brushing Station

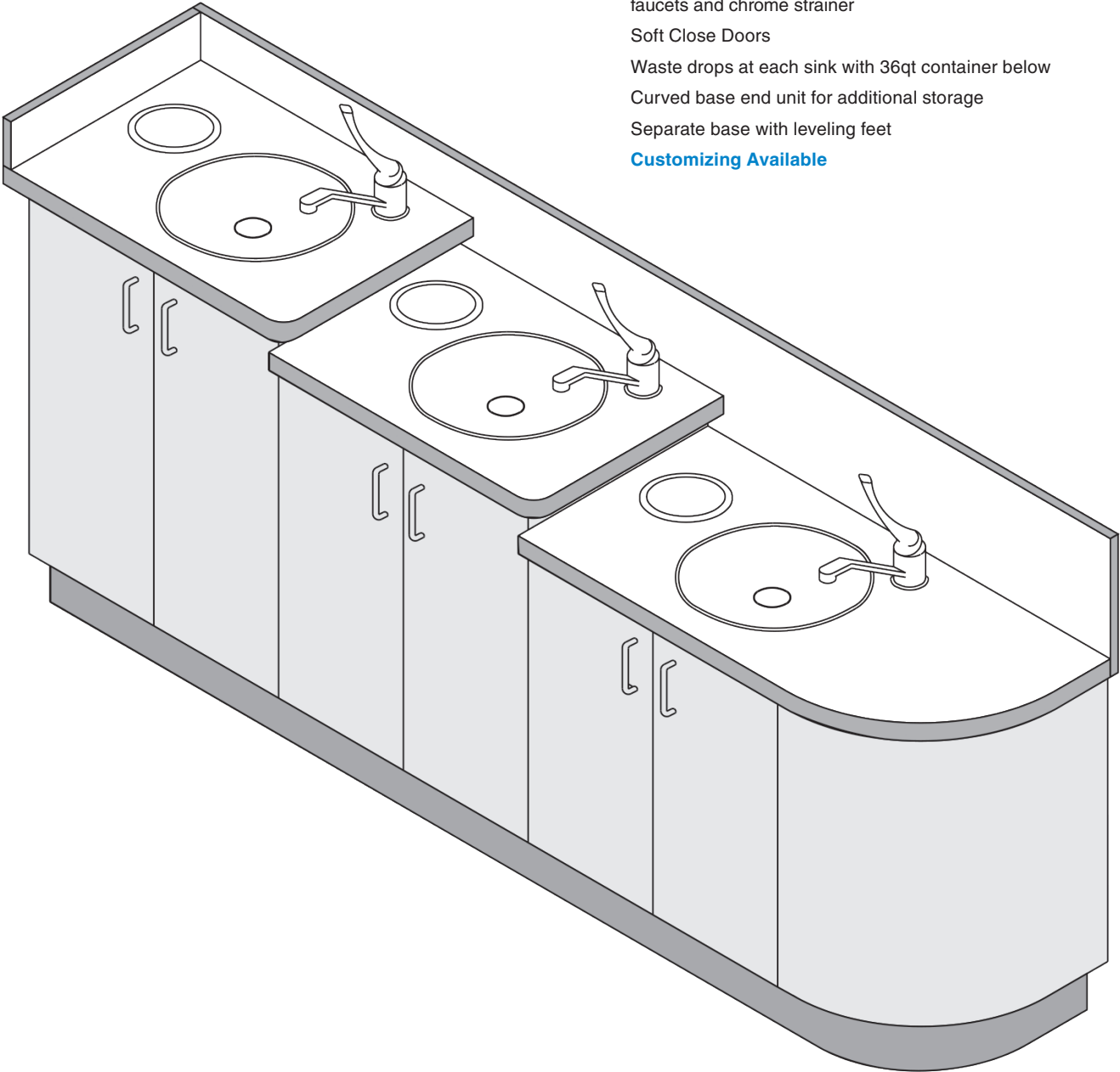
Description	Part Number
Includes 1 inch Solid Surface Top,sinks and faucets	IP-BRU-03

Dimensions	In Inches
Width	86 1/2"
Depth	19"
Counter Height	30 1/4", 33 1/2", 36 1/4"

Features

- Three tier brushing station
- (3) 13" round stainless steel sinks with single lever faucets and chrome strainer
- Soft Close Doors
- Waste drops at each sink with 36qt container below
- Curved base end unit for additional storage
- Separate base with leveling feet

Customizing Available



Forest Packages

Chairs and Stools

Lights and Monitor Mounts

7000 Series

Delivery Systems

Simplified

Factory Options and Parts

General Information

Equipment Warranty

Radiance Operator

Imagine + Operator

Operator Mobile

Sterilization Centers

Orthodontic Cabinetry

Reception/Front Desk Cabinetry

Color Options

Cabinet Warranty

Compressors

Dry Vacuums

Tanks

Wet Vacuums

Utility Room Accessories

Utility Warranty



IP-TSO, IP-TSR, IP-OTS and IP-UWCH

Chart Storage

Description	Part Number
Open Chart Storage	IP-TSO-3013-84

Dimensions	In Inches
Width	30"
Height	84"
Depth	13"

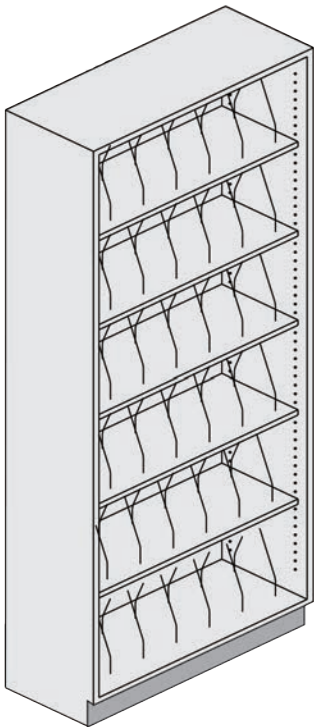


Chart Storage

Description	Part Number
Chart Storage - Chart file cabinet with retracting doors	IP-TSR-4914-93

Dimensions	In Inches
Width	49"
Height	84"
Depth	14"

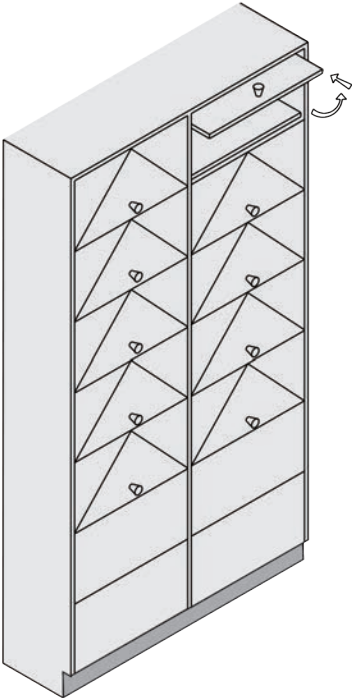


Chart Storage

Description	Part Number
Closed Chart Storage - Cabinet with four hinged doors	IP-OTS-3313-84

Dimensions	In Inches
Width	33"
Height	84"
Depth	14"

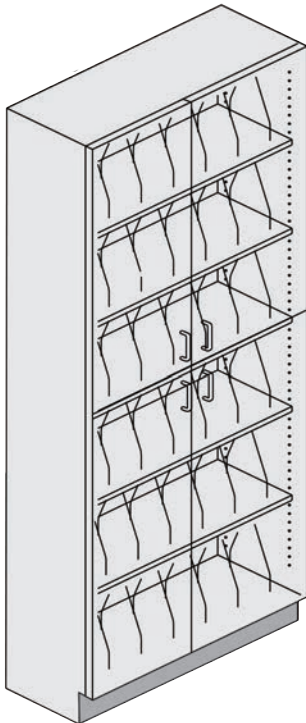
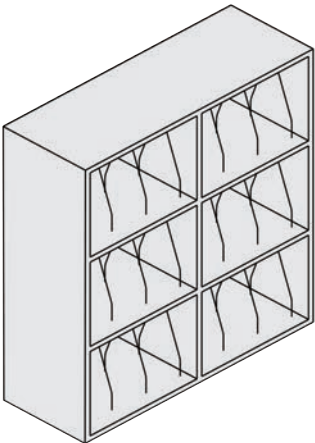


Chart Storage

Description	Part Number
Wall Hung Chart Storage	IP-UWCH-4239

Dimensions	In Inches
Width	42"
Height	39"
Depth	13"



Forest Packages

Chairs and Stools

Lights and Monitor Mounts

7000 Series

Delivery Systems

Simplified

Factory Options and Parts

General Information

Equipment Warranty

Radiance Operator

Imagine + Operator

Operator Mobile

Sterilization Centers

Orthodontic Cabinetry

Reception/Front Desk Cabinetry

Color Options

Cabinet Warranty

Compressors

Dry Vacuums

Tanks


Wet Vacuums

Utility Room Accessories

Utility Warranty



Reception/  
Business Area



Forest  
Packages

Chairs  
and Stools

Lights and  
Monitor Mounts

7000  
Series

Delivery  
Systems

Simplified

Factory Options  
and Parts

General  
Information

Equipment  
Warranty

Radiance  
Operator

Imagine +  
Operator

Operator  
Mobile

Sterilization  
Centers

Orthodontic  
Cabinetry

Reception/Front  
Desk Cabinetry

Color Options

Cabinet  
Warranty

Compressors

Dry Vacuums

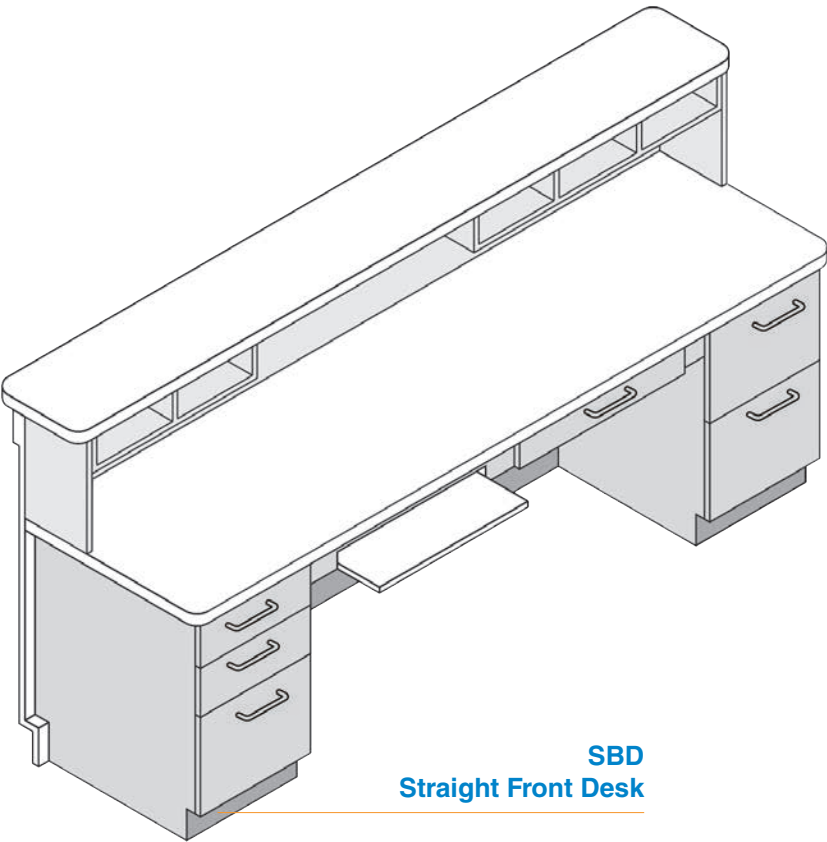
Tanks

Wet Vacuums

Utility Room  
Accessories

Utility  
Warranty

Desks



SBD  
Straight Front Desk

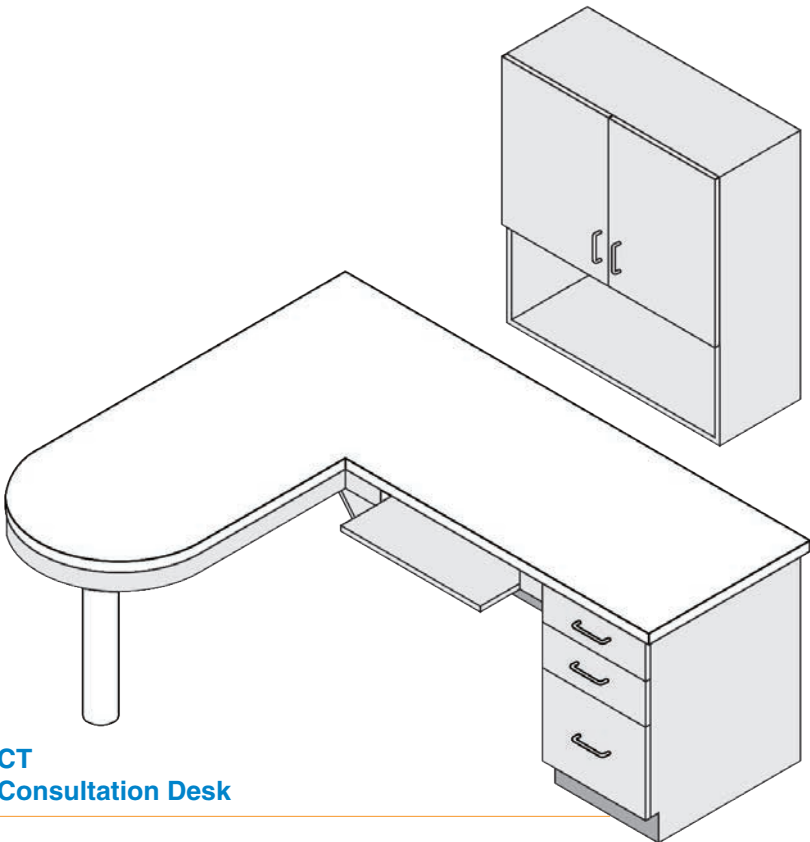
Straight Front Desk

Description	Part Number
Straight Business Front Desk	SBD

Dimensions	In Inches
Length	96"
Depth	28"
Counter Height	30 1/4"
Check Writer Height	46"

Features

- BFC-3 three drawer base file cabinet
- BFC-2 two drawer base file cabinet
- KB-24 Keyboard pullout
- PD-24 pencil drawer
- Pigeon hole units
- Business desk counter top
- Business transaction center



CT  
Consultation Desk

Consultation Desk

Description	Part Number
Consultation Desk	CT

Dimensions	In Inches
Length	60"
Depth	30"
Height	30 1/4"

Features

- "L" shape counter top with full radius on end
- Cylinder leg support

Forest Packages

Chairs and Stools

Lights and Monitor Mounts

7000 Series

Delivery Systems

Simplified

Factory Options and Parts

General Information

Equipment Warranty

Radiance Operator

Imagine + Operator

Operator Mobile

Sterilization Centers

Orthodontic Cabinetry

Reception/Front Desk Cabinetry

Color Options

Cabinet Warranty

Compressors

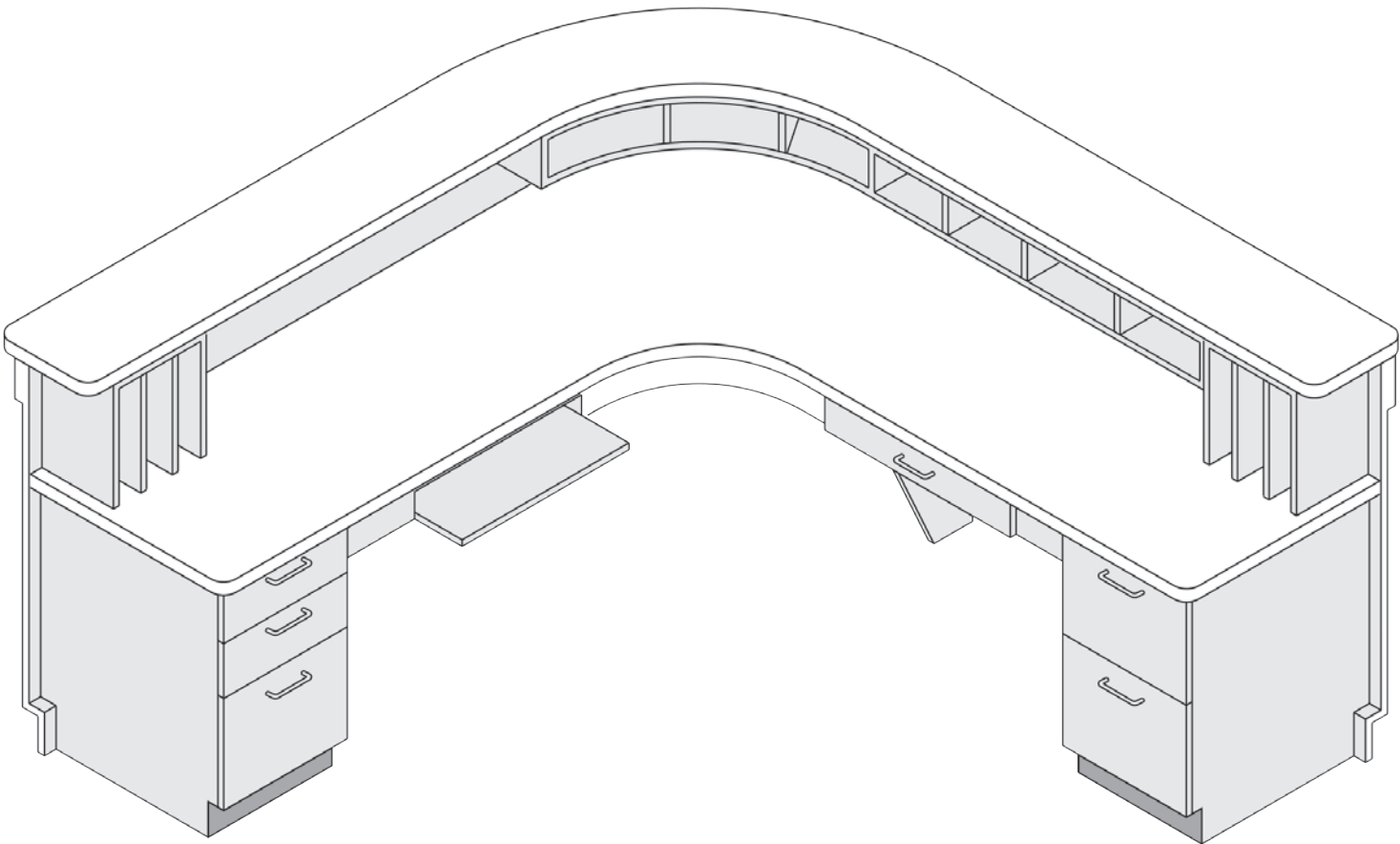
Dry Vacuums

Tanks

Wet Vacuums

Utility Room Accessories

Utility Warranty



Curved Business Desk

Description	Part Number
Curved Business Desk	CBD

Dimensions	In Inches
Length	82"
Depth	82"
Counter Height	30 1/4"
Check Writer Height	46"

Features

- BFC-3 three drawer base file cabinet
- BFC-2 two drawer base file cabinet
- KB-24 Keyboard pullout
- PD-24 pencil drawer
- CRD two chart rack files
- Pigeon hole units
- Business desk counter top
- Business transaction center
- Two leg brace
- ILS face wall

Forest Packages

Chairs and Stools

Lights and Monitor Mounts

7000 Series

Delivery Systems

Simplified

Factory Options and Parts

General Information

Equipment Warranty

Radiance Operator

Imagine + Operator

Operator Mobile

Sterilization Centers

Orthodontic Cabinetry

Reception/Front Desk Cabinetry

Color Options

Cabinet Warranty

Compressors

Dry Vacuums

Tanks

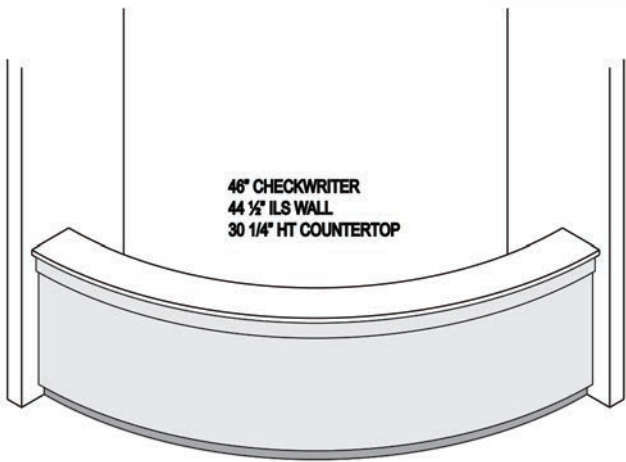
Wet Vacuums

Utility Room Accessories

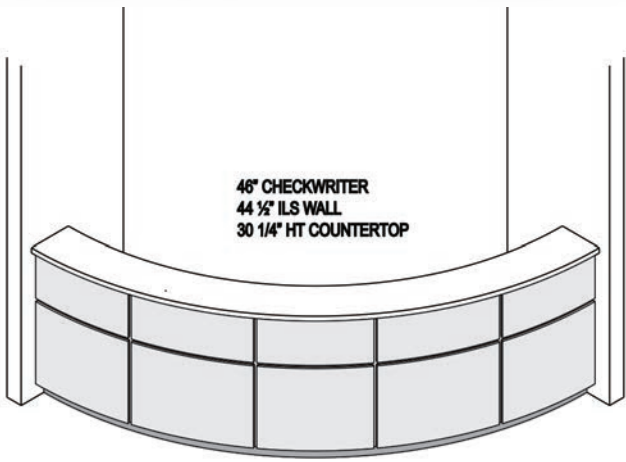
Utility Warranty



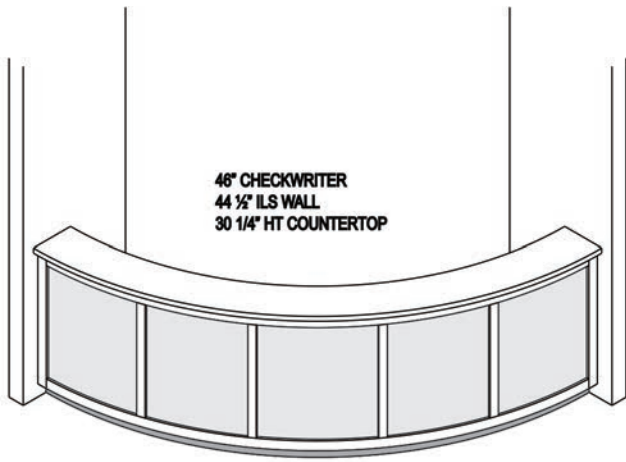
# Curved Front Desk Exterior Concepts



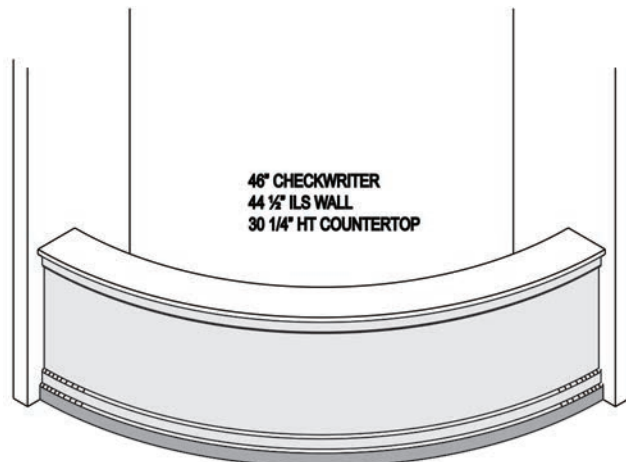
Typical Wall



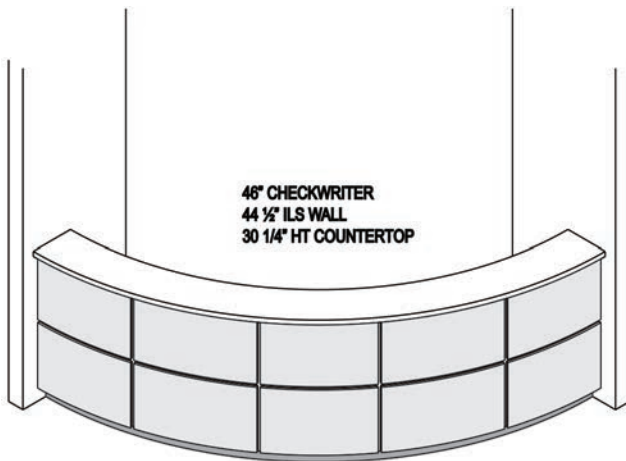
Wall With 1/3 & 2/3 Panels



Wall With Recess Panels



Wall With Base Molding



Wall With Equal Panels

Forest Packages

Chairs and Stools

Lights and Monitor Mounts

7000 Series

Delivery Systems

Simplified

Factory Options and Parts

General Information

Equipment Warranty

Radiance Operator

Imagine + Operator

Operator Mobile

Sterilization Centers

Orthodontic Cabinetry

Reception/Front Desk Cabinetry

Color Options

Cabinet Warranty

Compressors

Dry Vacuums

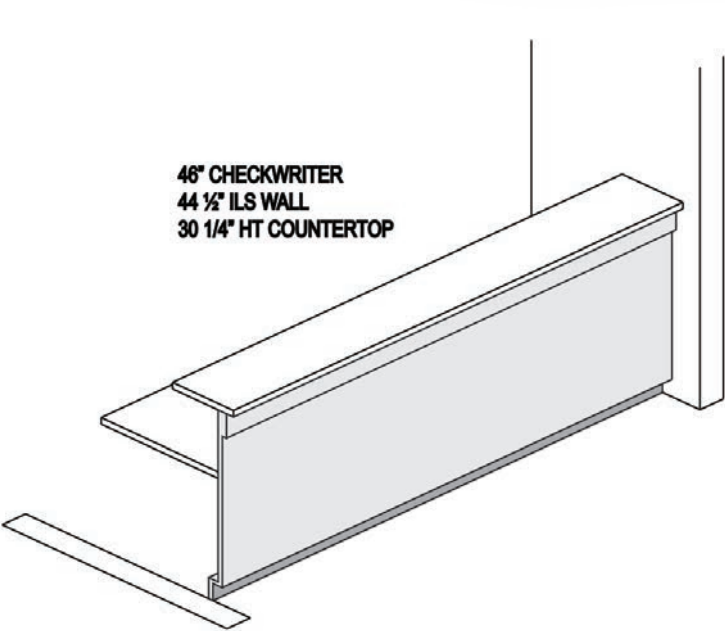
Tanks

Wet Vacuums

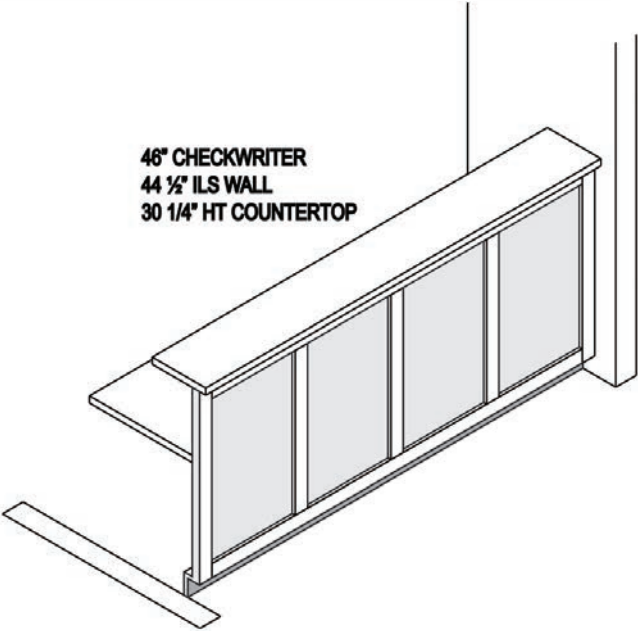
Utility Room Accessories

Utility Warranty

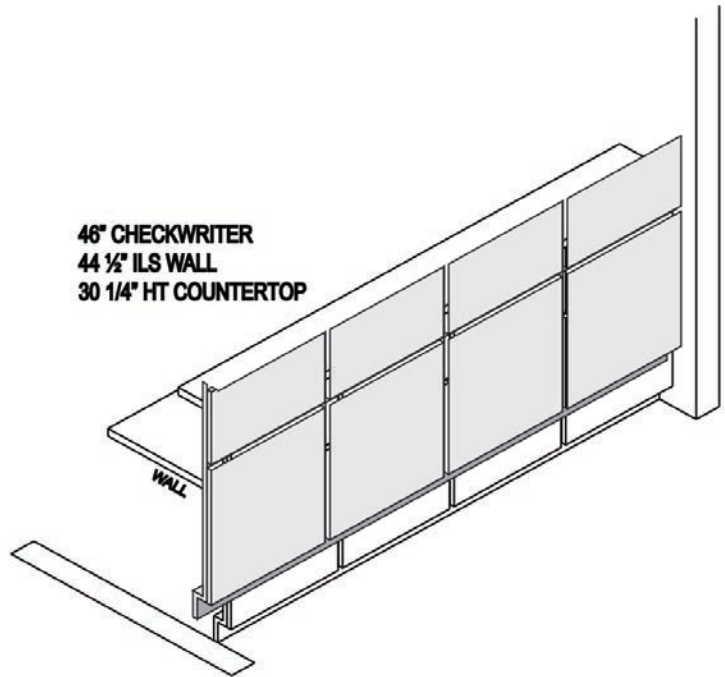
# Straight Front Desk Exterior Concepts



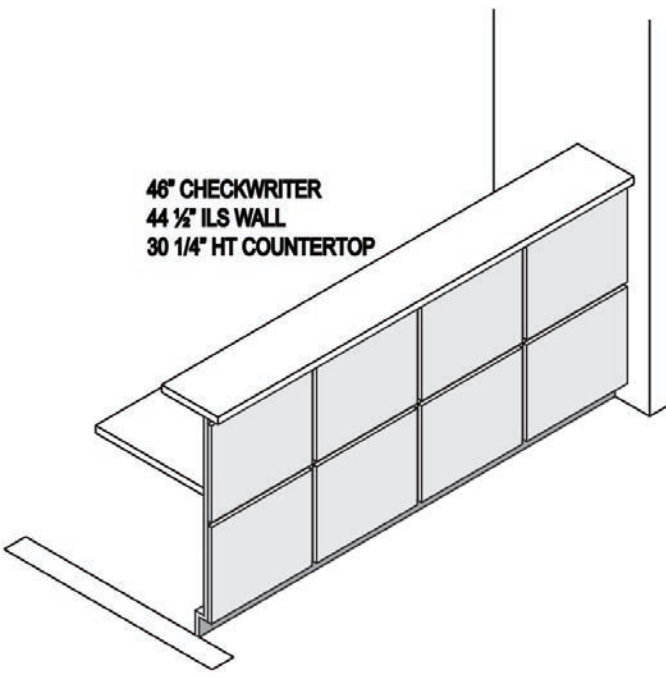
Typical Wall



Wall With Recess Panels



Wall With 1/3 & 2/3 Panels



Wall With Equal Panels

Forest Packages

Chairs and Stools

Lights and Monitor Mounts

7000 Series

Delivery Systems

Simplified

Factory Options and Parts

General Information

Equipment Warranty

Radiance Operator

Imagine + Operator

Operator Mobile

Sterilization Centers

Orthodontic Cabinetry

Reception/Front Desk Cabinetry

Color Options

Cabinet Warranty

Compressors

Dry Vacuums

Tanks

Wet Vacuums

Utility Room Accessories

Utility Warranty



# Accessories & Delivery Systems



*See our Forest Delivery Unit section. (starting on page 51)*



Forest Packages

Chairs and Stools

Lights and Monitor Mounts

7000 Series

Delivery Systems

Simplified

Factory Options and Parts

General Information

Equipment Warranty

Radiance Operator

Imagine + Operator

Operator Mobile

Sterilization Centers

Orthodontic Cabinetry

Reception/Front Desk Cabinetry

Color Options

Cabinet Warranty

Compressors

Dry Vacuums

Tanks

Wet Vacuums

Utility Room Accessories

Utility Warranty

# Cabinet Laminate Color Selections



Windsor Mahogany



Derring Forest



Tuscan Walnut



Veranda Teak W/A



Asian Night



Brazilwood



Studio Teak



White Cypress



Phantom Pearl




Vapor Strandz



Grey



Linen



Cocobala



5th Avenue Elm



North Sea




Phantom Ecru



Phantom Charcoal




Designer White



Shadow



Skyline Walnut



Nightfall

# Cabinet Countertop Color Selections

Midnight Melange  
Mink Concrete  
Frosty White Mirage  
Designer White  
Coconut Oil  
Moonscape Quartz  
Sea Oat Quartz  
Whitewater  
Soothing Grey  
Zen Grey

Sandy Riverstorm  
Milk Glass Spectra  
Grey Beola  
Bluestone  
White Granite  
Silver Smoke  
Desert Sand  
Graphite Granite  
Grey Granite  
Walloway

Silver Grey  
Artista Grey  
Antarctica Corian  
Artic Melange Wilsonart  
Baja Melange Wilsonart  
Moonstone Maganite  
Platinum Granite Maganite  
Rocky Road Granite Maganite  
Silver Mist Maganite  
Starry Starry Night Maganite

Forest Packages

Chairs and Stools

Lights and Monitor Mounts

7000 Series

Delivery Systems

Simplified

Factory Options and Parts

General Information

Equipment Warranty

Radiance Operator

Imagine + Operator

Operator Mobile

Sterilization Centers

Orthodontic Cabinetry

Reception/Front Desk Cabinetry

Color Options

Cabinet Warranty

Compressors

Dry Vacuums

Tanks

Wet Vacuums

Utility Room Accessories

Utility Warranty



Imagine + Ordering Information	Forest Packages
<ul style="list-style-type: none"> <li>All orders must be placed through an authorized DENTALEZ Dealer.</li> <li>Orders taken by phone are processed according to our understanding of your verbal instructions.</li> <li>Please include the following information with your order.</li> </ul>	Chairs and Stools
<div> <div> Purchase Order Number Shipping Address Date Required Shipping Quantity Model and/or Part Number Description </div> <div> Shipping Method of Shipping and/or Part Description </div> <div> Color of Cabinets Color of Tops Color of Accent Panels (where applicable) Accessories and Options Pulls or Touch latches (If Pulls give Color) </div> </div>	Lights and Monitor Mounts
<ul style="list-style-type: none"> <li>To ensure that your order is processed correctly, we suggest that your order be accompanied by a layout indicating the overall top dimensions and cabinet arrangement.</li> <li>DENTALEZ can supply custom work. Please contact the factory with your special requirements.</li> <li>We are constantly striving to improve our products, and we reserve the right to make modifications without the need for prior notification. Nor are we obligated to modify previously manufactured items. Every order received by phone is acknowledged in writing. It is your responsibility to check acknowledgments. Carefully against your order to ascertain it is correct.</li> </ul>	7000 Series
ELECTRICAL	Delivery Systems
<ul style="list-style-type: none"> <li>All outlets are UL approved, 20 amp.</li> </ul>	Simplified
TERMS	Factory Options and Parts
<ul style="list-style-type: none"> <li>All payments are Net 30 days.</li> <li>A service charge of 2% per month will be charged on accounts over 30 days.</li> <li>Customer is responsible for payment of all costs and expenses of collection of any debt to DENTALEZ including but not limited to attorney fees, court costs, and any other costs associated with collection.</li> </ul>	General Information
SHIPPING	Equipment Warranty
<ul style="list-style-type: none"> <li>Carrier is responsible for damage or loss in transit. Any external damage should be noted on receipt as "received in bad condition" and contact carrier (within 2 days) and arrange for inspection. If concealed damage is found when cabinets are unpacked, a "request for inspection" to the carrier must be made within 10 days.</li> <li>Unless exact shipping instructions are indicated with your order, shipment will be determined by DENTALEZ</li> <li>All shipments are made F.O.B. Cinnaminson, NJ, freight collect unless otherwise specified.</li> </ul>	Radiance Operator
RETURN POLICY	Imagine + Operator
<ul style="list-style-type: none"> <li>Cabinets will not be accepted for return without prior authorization. If written consent is given for a return, credit will be issued for the original invoice price less transportation cost, less 15% restocking charge.</li> <li>Custom designed cabinets or special colors (non standard) are not returnable.</li> <li>You must supply copy of original invoice and reasons for return with your return authorization request.</li> <li>All cancellations must be confirmed in writing. Any order in process at the time the cancellation is received is subject to a charge of 15% or more, depending on the amount of work completed.</li> </ul>	Operator Mobile
WARRANTY	Sterilization Centers
<ul style="list-style-type: none"> <li>DENTALEZ warrants its products to be free from defects in material and workmanship and agrees to remedy any such defect, or to furnish a new or equal part in exchange. Staining, discoloration, or deterioration of laminate caused by disinfectant solutions, X-ray processing solutions, and other solvents and chemicals are not covered under this warranty. No other warranties are expressed or implied. This warranty shall extend for five years from date of original purchase, provided such product is used for the purpose for which it is intended, and the damage is not the result of abuse or misuse. This warranty does not cover damage resulting from improper installation, or accidents incurred in shipping and handling.</li> </ul>	Orthodontic Cabinetry
DISCLAIMER	Reception/Front Desk Cabinetry
<ul style="list-style-type: none"> <li>DENTALEZ reserves the right to change, modify or delete any product and/or price without prior notice. DENTALEZ is not responsible for typographical errors in this catalog.</li> </ul>	Color Options
CUSTOMER SERVICE	Cabinet Warranty
<ul style="list-style-type: none"> <li>DENTALEZ customer service is available by phone Monday thru Friday, 8:00 am to 5:00 pm, EST.</li> <li>In the event that you experience difficulty with the application or operation of any of our products, please contact our customer service department at our expense at 866.DTE.INFO.</li> </ul>	Compressors
	Dry Vacuums
	Tanks
	Wet Vacuums
	Utility Room Accessories
	Utility Warranty



# Ramvac

UTILITY



Forest Packages

Chairs and Stools

Lights and Monitor Mounts

7000 Series

Delivery Systems

Simplified

Factory Options and Parts

General Information

Equipment Warranty

Radiance Operator

Imagine + Operator

Operator Mobile

Sterilization Centers

Orthodontic Cabinetry

Reception/Front Desk Cabinetry

Color Options

Cabinet Warranty

Compressors


Dry Vacuums

Tanks

Wet Vacuums

Utility Room Accessories

Utility Warranty



# KNOW BEFORE AT NO CHARGE!

Our dual voltage compressor is:



## SMART-ENABLED

Every Compressor includes the ability to monitor the health of your equipment and be notified before something happens




## DUAL-VOLTAGE

Can work with both 115 or 230-volt electrical installations



## OUR QUIETEST COMPRESSOR

No need for bulky sound covers, our integrated Sound Shield provides a sound level that is quiet as a conversation



## CLEAN AND DRY AIR

Dry air prevents bacteria growth and air is filtered to 0.01 microns trapping most airborne microbes




## BEST WARRANTY

Leading 6-year warranty on all parts

# Ramvac

DENTALEZ



Forest Packages

Chairs and Stools

Lights and Monitor Mounts

7000 Series

Delivery Systems

Simplified

Factory Options and Parts

General Information

Equipment Warranty

Radiance Operator

Imagine + Operator

Operator Mobile

Sterilization Centers

Orthodontic Cabinetry

Reception/Front Desk Cabinetry

Color Options

Cabinet Warranty

Compressors

Dry Vacuums

Tanks

Wet Vacuums

Utility Room Accessories

Utility Warranty



**Utility Warranty** 206

# Ramvac

DENTALEZ

KNOW BEFORE **AT NO CHARGE!**

Nomenclature Key


Series Name	Max Number of Users	Max Input Power
C = Ramvac® Compressor	3 = up to 3 users	12 = 115 volts or 230v
SS = Sound Shield included	5 = up to 5 users	2 = 230 volts
	8 = up to 8 users	
	12 = up to 12 users	
	18 = up to 18 users	

Sizing Guide


Model Number	Description	Number of Users	Number of Heads	Sound Shield
C3-12	Ramvac 3 Compressor	3	2	8658-016 (x2)
C3-12SS	Ramvac 3 Compressor w/Sound Shield	3	2	Included
C5-12	Ramvac 5 Compressor	5	3	8658-016 (x3)
C5-12SS	Ramvac 5 Compressor w/Sound Shield	5	3	Included
C8-2	Ramvac 8 Compressor	8	2	8625-022 (x2)
C8-2SS	Ramvac 8 Compressor w/Sound Shield	8	2	Included
C12-2	Ramvac 12 Compressor	12	2	8625-022 (x2)
C12-2SS	Ramvac 12 Compressor w/Sound Shield	12	2	Included
C18-2	Ramvac 18 Compressor	18	3	8625-022 (x3)
C18-2SS	Ramvac 18 Compressor w/Sound Shield	18	3	Included



Ramvac Compressor without sound shield



Ramvac Compressor with sound shield



NOTES:  
Note for all compressors: Pressure is 85-115 PSI. High-Pressure Mode is 105-125 PSI.  
Pump Up Cycle Time, 85 to 115 PSI (Sec) is 40-60.

Electrical Requirements

Model Number	Description	Voltage	Amps	Breaker Size	Total HP
C3-12	Ramvac 3 Compressor	115v / 230v	12 / 6.1	15 amp	1.0
C3-12SS	Ramvac 3 Compressor w/Sound Shield	115v / 230v	12 / 6.1	15 amp	1.0
C5-12	Ramvac 5 Compressor	115v / 230v	17.6 / 9	20 / 15 amp	1.5
C5-12SS	Ramvac 5 Compressor w/Sound Shield	115v / 230v	17.6 / 9	20 / 15 amp	1.5
C8-2	Ramvac 8 Compressor	230v	16	20 amp	4
C8-2SS	Ramvac 8 Compressor w/Sound Shield	230v	16	20 amp	4
C12-2	Ramvac 12 Compressor	230v	21	30 amp	4
C12-2SS	Ramvac 12 Compressor w/Sound Shield	230v	21	30 amp	4
C18-2	Ramvac 18 Compressor	230v	30.5	40 amp	6
C18-2SS	Ramvac 18 Compressor w/Sound Shield	230v	30.5	40 amp	6

Weight and Dimensions

Model Number	Description	Weight (lbs)	Dimensions W x D x H (in)	Dimensions w Sound Shield W x D x H (in)	Tank Size (Gallon)
C3-12	Ramvac 3 Compressor	136	30" x 21" x 26"	NA	12
C3-12SS	Ramvac 3 Compressor w/Sound Shield	136	NA	30" x 20" x 26"	12
C5-12	Ramvac 5 Compressor	149	30" x 21" x 26"	NA	12
C5-12SS	Ramvac 5 Compressor w/Sound Shield	149	NA	30" x 20" x 26"	12
C8-2	Ramvac 8 Compressor	230	35" x 25" x 31"	NA	20
C8-2SS	Ramvac 8 Compressor w/Sound Shield	230	NA	35" x 25" x 31"	20
C12-2	Ramvac 12 Compressor	230	35" x 25" x 31"	NA	20
C12-2SS	Ramvac 12 Compressor w/Sound Shield	230	NA	35" x 25" x 31"	20
C18-2	Ramvac 18 Compressor	335	41" x 29" x 32"	NA	30
C18-2SS	Ramvac 18 Compressor w/Sound Shield	335	NA	41" x 29" x 32"	30

Ramvac Compressors



**Ramvac 3  
Compressor**  
Part Number    C3-12



**Ramvac 3  
Compressor  
with Sound Shield**  
Part Number    C3-12SS



**Ramvac 5  
Compressor**  
Part Number    C5-12



**Ramvac 5  
Compressor  
with Sound Shield**  
Part Number    C5-12SS

NOTES:  
Note for all compressors: Pressure is 85-115 PSI. High-Pressure Mode is 105-125 PSI.  
Pump Up Cycle Time, 85 to 115 PSI (Sec) is 40-60.

Ramvac Compressors



**Ramvac 8 Compressor**  
Part Number C8-2



**Ramvac 8 Compressor with Sound Shield**  
Part Number C8-2SS



**Ramvac 12 Compressor**  
Part Number C12-2



**Ramvac 12 Compressor with Sound Shield**  
Part Number C12-2SS



**Ramvac 18 Compressor**  
Part Number C18-2



**Ramvac 18 Compressor with Sound Shield**  
Part Number C18-2SS

See page 201 for maintenance parts.

Forest Packages

Chairs and Stools

Lights and Monitor Mounts

7000 Series

Delivery Systems

Simplified

Factory Options and Parts

General Information

Equipment Warranty

Radiance Operator

Imagine + Operator

Operator Mobile

Sterilization Centers

Orthodontic Cabinetry

Reception/Front Desk Cabinetry

Color Options

Cabinet Warranty

Compressors

Dry Vacuums

Tanks

Wet Vacuums

Utility Room Accessories

Utility Warranty



Ramvac  
DENTALEZ

KNOW BEFORE AT NO CHARGE!

Nomenclature Key

Series Name	Max Number of Users	Max Input Power	Tank Included
RV = Ramvac® Dry Vac	4 = up to 4 users	12 = 115v or 230v	T = tank included
	5 = up to 5 users	2 = 230v	
	7 = up to 7 users	23 = 230v 3 phase	
	10 = up to 10 users	43 = 460v 3 phase	
	12 = up to 12 users		

Sizing Guide: 1 HVE = 1 user, 1 SE = 1/5 user, Nitrous scavenger = 1/4 user

Sizing Guide

Model Number	Description	Users	Breaker Size
RV4-12T	Ramvac 4 Dry Vacuum System (Bulldog QT 2)	4	15 amp
RV5-2T	Ramvac 5 Dry Vacuum System (Bison 3)	5	20 amp
RV7-2T	Ramvac 7 Dry Vacuum System (Bison 5)	7	20 amp
RV7-23T	Ramvac 7 Dry Vacuum System (Bison 5)	7	15 amp
RV10-2T	Ramvac 10 Dry Vacuum System (Bison 7)	10	20 amp
RV10-23T	Ramvac 10 Dry Vacuum System (Bison 7)	10	15 amp
RV12-23T	Ramvac 12 Dry Vacuum System (Bison 9)	12	20 amp
RV12-43T	Ramvac 12 Dry Vacuum System (Bison 9)	12	15 amp

Electrical Requirements

Model Number	Description	Output Power	Input Power	Max Amps
RV4-12T	Ramvac 4 Dry Vacuum System (Bulldog QT 2)	1 hp (0.745kW)	115v or 230v, 1 ph 60 Hz	9 @ 115v, 4.5 @ 230v
RV5-2T	Ramvac 5 Dry Vacuum System (Bison 3)	3 hp (2.2kW)	230v, 1 ph 60 Hz	16.0 @ 230v
RV7-2T	Ramvac 7 Dry Vacuum System (Bison 5)	3 hp (2.2kW)	230v, 1 ph 60 Hz	16.0 @ 230v
RV7-23T	Ramvac 7 Dry Vacuum System (Bison 5)	3 hp (2.2kW)	230v, 3 ph 60 Hz	8.4 @ 230v
RV10-2T	Ramvac 10 Dry Vacuum System (Bison 7)	3 hp (2.2kW)	230v, 1 ph 60 Hz	16.0 @ 230v
RV10-23T	Ramvac 10 Dry Vacuum System (Bison 7)	3 hp (2.2kW)	230v, 3 ph 60 Hz	8.4 @ 230v
RV12-23T	Ramvac 12 Dry Vacuum System (Bison 9)	5 hp (3.7kW)	230v, 3 ph 60 Hz	13.2 @ 230v
RV12-43T	Ramvac 12 Dry Vacuum System (Bison 9)	5 hp (3.7kW)	460v, 3 ph 60 Hz	6.6 @ 460v

Weight and Dimensions

Model Number	Description	Weight (lbs) Pump only	Dimensions (Pump only) W x D x H (in)	Stacked Dimensions (Pump and Tank) W x D x H (in)
RV4-12T	Ramvac 4 Dry Vacuum System (Bulldog QT 2)	200 lbs	25" x 17" x 28"	29" x 19" x 48"
RV5-2T	Ramvac 5 Dry Vacuum System (Bison 3)	345 lbs	26" x 19" x 31"	33" x 21" x 59"
RV7-2T	Ramvac 7 Dry Vacuum System (Bison 5)	345 lbs	26" x 19" x 31"	33" x 21" x 59"
RV7-23T	Ramvac 7 Dry Vacuum System (Bison 5)	345 lbs	26" x 19" x 31"	33" x 21" x 59"
RV10-2T	Ramvac 10 Dry Vacuum System (Bison 7)	395 lbs	26" x 22" x 31"	33" x 22" x 59"
RV10-23T	Ramvac 10 Dry Vacuum System (Bison 7)	395 lbs	26" x 22" x 31"	33" x 22" x 59"
RV12-23T	Ramvac 12 Dry Vacuum System (Bison 9)	395 lbs	26" x 22" x 31"	33" x 22" x 71"
RV12-43T	Ramvac 12 Dry Vacuum System (Bison 9)	395 lbs	26" x 22" x 31"	33" x 22" x 71"

NOTES:  
Drain Valve Centerline to Floor



All Ramvac Vacuum Systems (pump and tank) except RV4-12T include a platform (575056) for stacking.

Ramvac Dry Vacuums



Ramvac 4 Dry Vacuum System  
Part Number RV4-12T



Ramvac 5 Dry Vacuum System  
Part Number RV5-2T



Ramvac 7 Dry Vacuum System  
Part Number RV7-2T



Ramvac 10 Dry Vacuum System  
Part Number RV10-2T



Ramvac 12 Dry Vacuum System  
Part Number RV12-23T

Description	Part Number	Description	Part Number
<b>Vacuum Only</b>		<b>Vacuum System (with 30-gal tank and platform)</b>	
Ramvac 4 Dry Vacuum (Bulldog QT 2) 4 User/115V & 230V Single Phase	RV4-12	Ramvac 5 Dry Vacuum System (Bison 3) 5 User 230V Single Phase	RV5-2T30
Ramvac 5 Dry Vacuum (Bison 3) 5 User 230V Single Phase	RV5-2	Ramvac 7 Dry Vacuum System (Bison 5) 7 User 230V Single Phase	RV7-2T30
Ramvac 7 Dry Vacuum (Bison 5) 7 User 230V Single Phase	RV7-2	Ramvac 10 Dry Vacuum System (Bison 7) 10 User 230V Single Phase	RV10-2T30
Ramvac 7 Dry Vacuum (Bison 5) 7 User 230V Three Phase	RV7-23	Ramvac 12 Dry Vacuum System (Bison 9) 12 User 230V Three Phase	RV12-23T
Ramvac 10 Dry Vacuum (Bison 7) 10 User 230V Single Phase	RV10-2	Ramvac 12 Dry Vacuum System (Bison 9) 12 User 460V Three Phase	RV12-43T
Ramvac 10 Dry Vacuum (Bison 7) 10 User 230V Three Phase	RV10-23		
Ramvac 12 Dry Vacuum (Bison 9) 12 User 230V Three Phase	RV12-23		
Ramvac 12 Dry Vacuum (Bison 9) 12 User 460V Three Phase	RV12-43		

NOTES:  
RV5-2T, RV7-2T, RV10-2T and RV12-23T include a platform.

See page 201 for maintenance parts.

Forest  
Packages

Chairs  
and Stools

Lights and  
Monitor Mounts

7000  
Series

Delivery  
Systems

Simplified

Factory Options  
and Parts

General  
Information

Equipment  
Warranty

Radiance  
Operator

Imagine +  
Operator

Operator  
Mobile

Sterilization  
Centers

Orthodontic  
Cabinetry

Reception/Front  
Desk Cabinetry

Color Options

Cabinet  
Warranty

Compressors

Dry Vacuums

Tanks

Wet Vacuums

Utility Room  
Accessories

Utility  
Warranty

Badger™ LF



Badger LF Dry Vacuum

Part Number                      BADGLF2

The efficient, LubeFree dry vacuum system

- Compact LubeFree rotary vane pump with integrated 5 gallon tank
- Dental office can transition easily from wet to dry vacuum
- Open frame design means quick maintenance
- Saves 200,000 gallons of water annually
- 5 gallon polyethylene tank
- 2 year system warranty and 5 year pump warranty

Badger Specifications

Power Requirements		Pump Specifications	
Users	4	HP	1.5 HP 1,200 rpm
Voltage	208-230 VAC, Single Phase	Weight	Unit: 175lbs Shipping: 195lb
Full Load	6.2A	Maximum Vacuum	15 in Hg
Frequency	60 Hz	Breaker Size	15amp
Exhaust Vent	2"		
Dimensions:	W25"xD18"xH24"		

Forest Packages

Chairs and Stools

Lights and Monitor Mounts

7000 Series

Delivery Systems

Simplified

Factory Options and Parts

General Information

Equipment Warranty

Radiance Operator

Imagine + Operator

Operator Mobile

Sterilization Centers

Orthodontic Cabinetry

Reception/Front Desk Cabinetry

Color Options

Cabinet Warranty

Compressors

Dry Vacuums

Tanks

Wet Vacuums

Utility Room Accessories

Utility Warranty

Ramvac Tanks



15 Gallon Tank\*\*

Part Number           A575015



30 Gallon Tank\*\*

Part Number           A575030

- Store liquids and debris removed from the treatment room
- Tanks must be sized to correctly match the volume of liquids and debris removed during a vacuum operating cycle.

Specifications	15 Gallon	30 Gallon
Treatment Rooms*	1-6	7-12
W	29"	29"
D	19"	19"
H	24"	36"

Description	Part Number
-------------	-------------

Additional Options	
Ramvac Vacuum Sizes 5-12 Platform	575056
Suspension Set	575215
12" Height Extender	575212
Auxiliary Vacuum Adapter	590504

Ramvac Infini Tanks



Ramvac Infini Tank

Part Number           A575080

- InfiniTanks
- Simple maintenance free design
  - Drains without vacuum interruption
  - Significantly reduces the size and number of separating tanks
  - Completely automated to provide worry free operation

Specifications	InfiniTank	InfiniTank-High Flow
Treatment Rooms*	1-20	1-20
W	29"	55"
D	21"	27"
H	38"	62"

50 Gallon Cylindrical Tank



50 Gallon Cylindrical Tank

Part Number           590053

- 50 Gallon Cylindrical Tank
- Easy to Install
  - Reliable
  - Fiberglass construction won't corrode
  - Clean-drain tapered bottom
  - Clog resistant drain valve
  - Omni-directional drain & pump connections

Specifications	
Treatment Rooms*	13-20
Includes	2" & 3" inlet & vacuum fittings, 3 each galvanized pipe legs, and drain valve
OD	26"
H	62"

NOTES:  
\* This assumes 1 chair per room. For bays, let "rooms"= chairs.  
\*\* Ramvac tanks include level sensor and cable interface to Ramvac Vacuum Control with Aeras.

Forest Packages

Chairs and Stools

Lights and Monitor Mounts

7000 Series

Delivery Systems

Simplified

Factory Options and Parts

General Information

Equipment Warranty

Radiance Operator

Imagine + Operator

Operator Mobile

Sterilization Centers

Orthodontic Cabinetry

Reception/Front Desk Cabinetry

Color Options

Cabinet Warranty

Compressors

Dry Vacuums

Tanks

Wet Vacuums

Utility Room Accessories

Utility Warranty



Barracuda™

- **100% Dual Redundancy**
- Brass impeller and housing with sealed motor bearings for long life and chemical resistance
- 1 & 2 HP Water Injected Pump models available to meet a practice's specific requirements
- Optional water recirculator reduces water consumption by about 75%
- Two independent pumps to handle peak loads and back-up protection (Dual only)
- Maintains vacuum in peak work periods (Dual only)
- Provides back-up protection to minimize downtime (Dual only)
- Now with a 5 year limited warranty from date of installation.

Barracuda Single

Product Name	Barracuda CV-101FS	Barracuda CV-101FSW	Barracuda CV-102FS	Barracuda CV-102FSW
Recirculator	N/A	Included	N/A	Included
Horsepower	1x1 HP	1x1 HP	1x2 HP	1x2 HP
Volts	115 / 208-230	115 / 208-230	208-230	208-230
Amps (each motor)	13.2 / 7.2-6.6	13.2 / 7.2-6.6	11.9-10.7	11.9-10.7
Phase	Single	Single	Single	Single
RPM	3450	3450	3450	3450
Ambient Temperature	32°C / 104°F	32°C / 104°F	32°C / 104°F	32°C / 104°F
Cycle	60 Hz	60 Hz	60 Hz	60 Hz
Width	12"	12"	14"	14"
Depth	9"	9"	11"	11"
Height	16"	16"	20"	20"
Shipping Weight	68 lbs.	68 lbs.	78 lbs.	78 lbs.
Typical application	2 Users	2 Users	3 Users	3 Users
Breaker Size	20 amp	20 amp	20 amp	20 amp
Max sealed vacuum	Approximately 20-25 inches Hg Adjustable			

Barracuda Dual

Product Name	Barracuda MC-201FS	Barracuda MC-201FSW	Barracuda MC-202FS	Barracuda MC-202FSW
Recirculator	N/A	Included	N/A	Included
Horsepower	2 x 1 HP	2 x 1 HP	2 x 2 HP	2 x 2 HP
Volts	208-230	208-230	208-230	208-230
Amps (each motor)	7.5 each motor	7.5 each motor	15 each motor	15 each motor
Phase	Single	Single	Single	Single
RPM	3450	3450	3450	3450
Ambient Temperature	32°C / 104°F	32°C / 104°F	32°C / 104°F	32°C / 104°F
Cycle	60 Hz	60 Hz	60 Hz	60 Hz
Width	24"	26"	24"	26"
Depth	17"	20"	17"	20"
Height	24"	24"	24"	24"
Shipping Weight	175 lbs.	175 lbs.	215 lbs.	215 lbs.
Typical application	4 Users	4 Users	6 Users	6 Users
Breaker Size*	15 amp	15 amp	20 amp	20 amp
Max sealed vacuum	Approximately 20-25 inches Hg Adjustable			



Barracuda CV-101FS



Barracuda MC-202FSW

NOTES:  
Dimensions do not include recirculator  
\*Each motor.

Forest Packages

Chairs and Stools

Lights and Monitor Mounts

7000 Series

Delivery Systems

Simplified

Factory Options and Parts

General Information

Equipment Warranty

Radiance Operator

Imagine + Operator

Operator Mobile

Sterilization Centers

Orthodontic Cabinetry

Reception/Front Desk Cabinetry

Color Options

Cabinet Warranty

Compressors

Dry Vacuums

Tanks

Wet Vacuums

Utility Room Accessories

Utility Warranty

Barracuda Single



**Barracuda CV-101FS**  
Part Number 64586121

**Barracuda CV-101FSW**  
Part Number 64586121W

**Barracuda CV-102FS**  
Part Number 64586122

**Barracuda CV-102FSW**  
Part Number 64586122W

Barracuda Dual



**Barracuda MC-201FS**  
Part Number 64586110D


**Barracuda MC-201FSW**  
Part Number 6458611DW

**Barracuda MC-202FS**  
Part Number 64586211D

**Barracuda MC-202FSW**  
Part Number 6458621DW



NEW STYLE WITH RELAY BOX  
For use with wet pumps with serial numbers starting with “V”



OLD STYLE NO RELAY BOX  
For use with wet pumps with serial numbers starting with “S”

Description	Part Number
<b>Water Recirculators</b>	
WR-100 - Water Recirculator for CV-101	64592011
WR-100 - Water Recirculator for CV-102	64592012
WR-100 - Water Recirculator for MC-201 & MC-202 Pumps	64592005
Cleaner for Water Recirculator (40oz. container with 1oz. scoop)	64568129
<b>Water Separator</b>	
AM-200 - Air/Water or Nitrous Oxide Separator	64656200
<b>Maintenance / Replacement Pumps</b>	
MC-201FS 1 HP	64586811R
MC-202FS 2 HP	64586812R
MC-201FS with Water Recirculator	64586813R
MC-202FS with Water Recirculator	64586814R
MC-201 Old Style-208/230 Volt (no relay box)	64586100R
MC-202 Old Style-208/230 Volt (no relay box)	64586200R
<b>Accessories</b>	
Top shelf with a 300 lb. Capacity for Stacking Compressors	64568202

Forest Packages

Chairs and Stools

Lights and Monitor Mounts

7000 Series

Delivery Systems

Simplified

Factory Options and Parts

General Information

Equipment Warranty

Radiance Operator

Imagine + Operator

Operator Mobile

Sterilization Centers

Orthodontic Cabinetry

Reception/Front Desk Cabinetry

Color Options

Cabinet Warranty

Compressors

Dry Vacuums

Tanks

Wet Vacuums

Utility Room Accessories

Utility Warranty

COMPRESSORS

Compressor		Sound Shield/Covers		Filter Kit		Dryer		Fresh Air Intake		Buck Boost	
Part #	Users	Part #		Part #		Part #		Part #		Part #	
C3-12	3	8658-016(X2)		8801-080		004018SP		8658-009		64637006	
C3-12SS	3	Included		8801-079		004018SP		8658-014		64637006	
C5-12	5	8658-016(X3)		8801-080		004018SP		8658-010		64637006	
C5-12SS	5	Included		8801-079		004018SP		8658-015		64637006	
C6-2	6	8543-023		005350SP		004020SP		8658-012		64637006	
C8-2	8	8625-022 (x2)		8801-087		004020SP		8658-012		64637006	
C8-2SS	8	Included		8801-101		004020SP		8658-019		64637006	
C12-2	12	8625-022 (x2)		8801-087		004020SP		8658-012		64637013	
C12-2SS	12	Included		8801-101		004020SP		8658-019		64637006	
C18-2	18	8625-022 (x3)		8801-087		005413SP		8658-013		64637013	
C18-2SS	18	Included		8801-100		004020SP		8658-020		64637006	
C3-2*	3	8543-022		005147SP		004018SP		005002		64637006	
C4-1*	4	8543-021		005147SP		004018SP		005002		64637013	
C4-2*	4	8543-022		005147SP		004018SP		005002		64637006	
C4-12*	4	8658-016(X3)		8801-080		004018SP		8658-010		64637006	
C4-12SS*	4	Included		8801-079		004018SP		8658-015		64637006	
C7-2*	7	8543-023		005148SP		004020SP		005002		64637013	
C11-2*	11	8543-024		005149SP		005413SP		005014		64637013	
OSP22*	3	8543-022		005147SP		004018SP		005002		64637006	
OSP13*	4	8543-021		005147SP		004018SP		005002		64637013	
OSP23*	4	8543-022		005147SP		004018SP		005002		64637006	
OSP24*	6	8543-023		005350SP		004020SP		005002		64637006	
OSP25*	7	8543-023		005148SP		004020SP		005002		64637013	
OSP28*	11	8543-024		005149SP		005413SP		005014		64637013	
1022*		N/A		004015		004018SP		N/A		N/A	
1013D*		N/A		004016		004018SP		N/A		N/A	
1023D*		N/A		004016		004018SP		N/A		N/A	
1025D*		N/A		004016		004018SP		N/A		N/A	
1027D20*		N/A		004016		004019SP		N/A		N/A	
1029T*		N/A		004017		004020SP		N/A		N/A	
1029T30*		N/A		004017		004020SP		N/A		N/A	

\*Discontinued

VACUUMS

Vacuum		Service Filter Set		Air Filter		Oil Filter		Oil		Buck Boost	
Part #	Users	Part #		Part #		Part #		Part #		Part #	
RV4-12	4	003740		003583		310705		7809-001		64637006	
RV5-2	5	003750		003700		310705		7809-001		64637006	
RV7-2	7	003750		003700		310705		7809-001		64637006	
RV10-2	10	003750		003700		310705		7809-001		64637006	
RV12-23	12	003750		003700		310705		7809-001		64637006	
BADGLF2 prior to BG1307xxx	4	N/A		004691SP		N/A		N/A		64637006	
BADGLF2 after BG1307xxx	4	N/A		005301SP		N/A		N/A		64637006	
All Wet Vacuums	2-6	64568145		N/A		N/A		N/A		64637006	

Models 550, 1400 and 2800 use DELVAC 15W40 Pack of 4 gallons (part # 310703)

4 user vacuum requires 3 qts of oil, some require 4 qts of oil

NOTES:  
Please refer to your User Guide or contact Ramvac Technical Support to determine your Ramvac's oil capacity. Remote air intakes come with sound covers, not with sound shield.

Remote Panels



**Remote Panel #1**  
Part Number 8-600-131

**Remote Panel #2**  
Part Number 8-600-132

**Remote Panel #3**  
Part Number 8-600-133

**Remote Panel #4**  
Part Number 8-600-134

**Remote Panel #5**  
Part Number 8-600-135

Master Water Control Valves



**Master Water Control Valve**  
Adjustable between 1/2" and 3/4"  
Part Number MWC075

**Master Water Control Valve 1"**  
Part Number MWC001

**Master Water Control Valve with Regulator**  
Adjustable between 1/2" and 3/4" with regulator  
Part Number MWC075R

NOTES:  
Master Water Control Valves now come standard with 24V Solenoid valve and transformer for easy installation to Ramvac master control panels. 115V versions are available; please call 1-866-DTE-INFO for ordering information and availability.

Description	Part Number
<b>Replacement Cartridges</b>	
AP110 Water Filter for 1/2" and 3/4" Master water controls (2 pack, for older WC series)	64520006
AP801 Water Filter for 1" Master water controls (2 pack, for older WC series)	64520012
Filter Cartridge Kit for new MWC series (2 pack)	8801-040

Description	Part Number
<b>Master Water Control Valve Replacement Kits</b>	
Solenoid Valve Kit, 3/4"	8801-041
Solenoid Valve Kit, 1"	8801-042
Transformer Kit	8801-043
O-Ring Replacement Kit	8801-044

Adjustable Utility Stand



Adjustable Utility Stand, shown at 62, 50 and 40 inches.

**Adjustable Utility Stand**  
36" W x 24" D x 40"-62" H  
Part Number 4060

NOTES:  
The Ramvac 18 Compressor (C18-2) with Sound Cover does not fit underneath stand. The RV12 with 30 gallon tank does not fit underneath stand 4060.

Forest Packages

Chairs and Stools

Lights and Monitor Mounts

7000 Series

Delivery Systems

Simplified

Factory Options and Parts

General Information

Equipment Warranty

Radiance Operator

Imagine + Operator

Operator Mobile

Sterilization Centers

Orthodontic Cabinetry

Reception/Front Desk Cabinetry

Color Options

Cabinet Warranty

Compressors

Dry Vacuums

Tanks

Wet Vacuums

Utility Room Accessories

Utility Warranty



Amalgam Separator



NXT Hg5 Amalgam Separator

(1-10 users)  
Part Number 8707-002

NXT Hg5 MINI Amalgam Separator

(1-4 users)  
Part Number 8707-003

NXT Hg5 High Volume Amalgam Separator

(1-10 users)  
Part Number 8707-004

NXT Amalgam Separator

- Compact design from Solmetex with internal manifold, ideal for hard to fit areas
- Integrates seamlessly with all Ramvac wet and dry vacuums
- Environmentally friendly packaging
- Simple mail-back recycling program
- Meets all “EPA Dental Rule” requirements
  - Clear system, easy to inspect
  - Two-minute container change out
  - No tools necessary
- ISO 11143 certified by NSF International

NOTES:  
Replacement canisters are supplied by Solmetex, to order, please contact them directly. Used collection containers must be delivered to an EPA Certified Recycler. Ramvac is not a recycler. Do NOT send used collection containers to Ramvac.

Description	Part Number	Retail Price
-------------	-------------	--------------

Additional Options

Bracket Mount to Ramvac Tank	8562-001	\$268
------------------------------	----------	-------

Vacuum Line Cleaner



SlugBuster™

SlugBuster Powder Starter Pack

Includes a 2 gallon mixing jug, two 40 oz. containers of SlugBuster powder with scoop  
Part Number 900143

SlugBuster Powder 6 Pack

Includes six 40 oz. containers of SlugBuster powder with scoop  
Part Number 900146

SlugBuster Liquid Single Gallon

Includes a single gallon of SlugBuster concentrate and hand pump dispenser  
Part Number 900241

SlugBuster Liquid Starter Pack

Includes 2 gallon mixing jug, 1 gallon of SlugBuster concentrate and hand pump dispenser  
Part Number 900243

SlugBuster Liquid 4 Pack Case

Includes 4 single gallons of SlugBuster concentrate and 4 hand pump dispensers  
Part Number 900246

SlugBuster™

Cleans and deodorizes vacuum hoses, drains, piping, and separators.

VACHECK® / FLOWCHECK®

Check the vacuum performance for your treatment room.



VACHECK

Part Number 800500

VACHECK for Simple Pass-Fail™ indication.(Patent 5,779,472)



FLOWCHECK

Part Number 800501

FLOWCHECK for measurement of flow in SCFM. (Patent 6,925,886 B2)

NOTES:  
Please refer to your User Guide or contact Ramvac Technical Support to determine your Ramvac's oil capacity.

Part No

Description

Ramvac Compressors

C3-12	Ramvac 3 Compressor (Osprey 22)
C3-12SS	Ramvac 3 Compressor w/Sound Shield
C5-12	Ramvac 5 Compressor (Osprey 23)
C5-12SS	Ramvac 5 Compressor w/Sound Shield
C8-2	Ramvac 8 Compressor
C8-2SS	Ramvac 8 Compressor w/Sound Shield
C12-2	Ramvac 12 Compressor (Osprey 28)
C12-2SS	Ramvac 12 Compressor w/Sound Shield
C18-2	Ramvac 18 Compressor
C18-2SS	Ramvac 18 Compressor w/Sound Shield
8543-023	Sound Cover for C6-2, C8-2, C12-2 (with air intake)
8543-024	Sound Cover for C18-2 (with air intake)

Ramvac Vacuums

Vacuum System (with 15 gallon tank and platform)

RV4-12T	Ramvac 4 Dry Vacuum System (Bulldog QT 2) 4 User/115V & 230V Single Phase
RV5-2T	Ramvac 5 Dry Vacuum System (Bison 3) 5 User 230V Single Phase
RV7-2T	Ramvac 7 Dry Vacuum System (Bison 5) 7 User 230V Single Phase
RV7-23T	Ramvac 7 Dry Vacuum System (Bison 5) 7 User 230V Three Phase
RV10-2T	Ramvac 10 Dry Vacuum System (Bison 7) 10 User 230V Single Phase
RV10-23T	Ramvac 10 Dry Vacuum System (Bison 7) 10 User 230V Three Phase

Vacuum System (with 30 gallon tank and platform)

RV5-2T30	Ramvac 5 Dry Vacuum System (Bison 3) 5 User 230V Single Phase
RV7-2T30	Ramvac 7 Dry Vacuum System (Bison 5) 7 User 230V Single Phase
RV10-2T30	Ramvac 10 Dry Vacuum System (Bison 7) 10 User 230V Single Phase
RV12-23T	Ramvac 12 Dry Vacuum System (Bison 9) 12 User 230V Three Phase
RV12-43T	Ramvac 12 Dry Vacuum System (Bison 9) 12 User 460V Three Phase

Vacuum Only

RV4-12	Ramvac 4 Dry Vacuum (Bulldog QT 2) 4 User/115V & 230V Single Phase
RV5-2	Ramvac 5 Dry Vacuum (Bison 3) 5 User 230V Single Phase
RV7-2	Ramvac 7 Dry Vacuum (Bison 5) 7 User 230V Single Phase
RV7-23	Ramvac 7 Dry Vacuum (Bison 5) 7 User 230V Three Phase
RV10-2	Ramvac 10 Dry Vacuum (Bison 7) 10 User 230V Single Phase
RV10-23	Ramvac 10 Dry Vacuum (Bison 7) 10 User 230V Three Phase
RV12-23	Ramvac 12 Dry Vacuum (Bison 9) 12 User 230V Three Phase
RV12-43	Ramvac 12 Dry Vacuum (Bison 9) 12 User 460V Three Phase

Part No

Description

Dry Vacuums

BADGLF2	Badger LF Dry Vacuum
---------	----------------------

Tanks

A575015	15-Gallon Tank
A575030	30-Gallon Tank
A575080	Ramvac Infini Tank
590053	50 Gallon Cylindrical Tank

Additional Tank Options

575056	Vacuum Platform
575215	Suspension Set
575212	12" Height Extender
590504	Auxiliary Vacuum Adapter

Wet Vacuums

64586121	Barracuda Single, CV-101FS
64586121W	Barracuda Single, CV-101FSW
64586122	Barracuda Single, CV-102FS
64586122W	Barracuda Single, CV-102FSW
64586110D	Barracuda Dual, MC-201FS
6458611DW	Barracuda Dual, MC-201FSW
64586211D	Barracuda Dual, MC-202FS
6458621DW	Barracuda Dual, MC-202FSW
64592011	WR-100, Water Recirculator for CV-101
64592012	WR-100, Water Recirculator for CV-102
64592005	WR-100, Water Recirculator for MC-201 & MC-202 Pumps
64568129	Cleaner for Water Recirculator (40 oz. container)
64656200	AM-200, Air/Water or Nitrous Oxide Separator

Maintenance / Replacement Pumps

64586811R	MC-201FS 1 HP
64586812R	MC-202FS 2 HP
64586813R	MC-201FS with Water Recirculator
64586814R	MC-202FS with Water Recirculator
64586100R	MC-201 Old Style - 208/230 Volt (no relay box)
64586200R	MC-202 Old Style - 208/230 Volt (no relay box)
64568202	Top shelf with a 300 lb. capacity for stacking compressors

Chairs  
and Stools

Lights and  
Monitor Mounts

7000  
Series

Delivery  
Systems

Simplified

Factory Options  
and Parts

General  
Information

Equipment  
Warranty

Radiance  
Operator

Imagine +  
Operator

Operator  
Mobile

Sterilization  
Centers

Orthodontic  
Cabinetry

Reception/Front  
Desk Cabinetry

Color Options

Cabinet  
Warranty

Compressors

Dry Vacuums

Tanks

Wet Vacuums

Utility Room  
Accessories

Utility  
Warranty

Part No

Description

Remote Panels

8-600-131	Remote Panel #1
8-600-132	Remote Panel #2
8-600-133	Remote Panel #3
8-600-134	Remote Panel #4
8-600-135	Remote Panel #5

Master Water Control Valves

MWC075	Adjustable between 1/2" and 3/4"
MWC075R	Adjustable between 1/2" and 3/4" with regulator
MWC001	Master Water Control Valve 1"

Replacement Cartridges

64520006	AP110 Water Filter for 1/2" and 3/4" Master water controls (2 pack, for older WC series)
64520012	AP801 Water Filter for 1" Master water controls (2 pack, for older WC series)
8801-040	Filter Cartridge Kit for new MWC series (2 pack)

Replacement Kits

8801-041	Solenoid Valve Kit, 3/4"
8801-042	Solenoid Valve Kit, 1"
8801-043	Transformer Kit
8801-044	O-Ring Replacement Kit

Buck/Boost Transformers

Facility voltage range w/o transformer 115VAC   230VAC up to 40 AMP Circuit	
64637013	94-98VAC   206-212VAC
Facility voltage range w/o transformer 115VAC   230VAC up to 20 AMP Circuit	
64637006	94-98VAC   206-212VAC
590504	Auxillary Vacuum Adapter

Adjustable Utility Stand

4060	Adjustable Utility Stand 36"W x 24"D x 40"-62"H
------	--

VACHECK / FLOWCHECK

800500	VACHECK
800501	FLOWCHECK

NXT Amalgam Separator - Hg5 Models

8707-002	NXT Hg5 Amalgam Separator (1-10 users)
8707-003	NXT Hg5 MINI Amalgam Separator (1-4 users)
8707-004	NXT Hg5 High Volume Amalgam Separator (11-20 users)
8562-001	Bracket Mount to Ramvac Otter Tank

Part No

Description

SlugBuster

900143	Powder Starter Pack - 2 gallon mixing jug, two 40oz. containers of SlugBuster powder with scoop
900146	Powder 6 Pack - six 40oz. containers of SlugBuster powder with scoop
900241	Liquid Single Gallon - single gallon of SlugBuster concentrate and hand pump dispenser
900243	Liquid Starter Pack - 2 gallon mixing jug, 1 gallon of SlugBuster concentrate, & hand pump dispenser
900246	Liquid 4 Pack Case - 4 single gallons of SlugBuster concentrate, & 4 hand pump dispensers

Compressor Maintenance

8801-080	Filter Maintenance Kit for Dual Voltage Compressor, C3-12 w/o Sound Shield
8801-079	Filter Maintenance Kit for Dual Voltage Compressor, C3-12SS, C4-12SS w/Sound Shield
8801-100	Filter Maintenance Kit for Compressor C8-2SS, C12-2SS
8801-101	Filter Maintenance Kit for Compressor C18-2SS
005147SP	Filter Maintenance Kit for 3-4 user
005350SP	Filter Maintenance Kit for 6 user
005148SP	Filter Maintenance Kit for 7 user
8801-087	Filter Maintenance Kit for C6, C8, C12, C18
8658-009	Fresh Air Intake Kit, Ramvac Dual Votage C3-12
8658-010	Fresh Air Intake Kit, Ramvac Dual Votage C4-12
8658-012	Fresh Air Intake Kit for C6, C8, C12
8658-013	Fresh Air Intake Kit for C18
8658-019	Fresh Air Intake Kit for C8-2SS and C12-2SS
8658-020	Fresh Air Intake Kit for C18-2SS
005002	Fresh Air Intake Kit for 3-7 user
005014	Fresh Air Intake Kit for 11 user
004018SP	Service Part, Dryer HR2 for 3 & 4 user
004019SP	Service Part, Dryer HR3 for 7 user
004020SP	Service Part, Dryer HR4 for 6 & 7 user
005413SP	Service Part, Dryer HR4L for 11 user
004015	Maintenance Kit for 1022
004016	Maintenance Kit for 1013D, 1023D, 1025D & 1027D20
004017	Maintenance Kit for 1029T and 1029T30

Vacuum Maintenance

003583	Air Filter Set for 4 user
310705	Oil Filter Element
003740	Service Filter Set for 4 user
003700	Air Filter Set for 5-12 user
003750	User Service Filter Set for 5-12 user
7809-001	Ramvac Synthetic Oil, 6 x 1qt. bottles
710720	"Standard" Air Filter Set
310703	Pump Oil, DELVAC 15W40 pack of 4 gallon for models 550, 1400 and 2800
004691SP	25 Micron Filter Element (for units prior to serial number: BG1307xxx)
005301SP	Badger Service Filter Set (for units later than serial number: BG1307xxx) (requires both filters)

Forest Packages

Chairs and Stools

Lights and Monitor Mounts

7000 Series

Delivery Systems

Simplified

Factory Options and Parts

General Information

Equipment Warranty

Radiance Operatory

Imagine + Operatory

Operatory Mobile

Sterilization Centers

Orthodontic Cabinetry

Reception/Front Desk Cabinetry

Color Options

Cabinet Warranty

Compressors

Dry Vacuums

Tanks

Wet Vacuums

Utility Room Accessories

Utility Warranty

Ramvac Product Support Services

DENTALEZ and its employees are proud of the products we provide to the dental community. We stand behind these products with a warranty against defects in material and workmanship as provided below and have our own in-house repair facility to service our products. In the event that you experience difficulty with the application or operation of any of our products, please contact our customer service department at our expense at (866)DTE-INFO.

If we cannot resolve the issue by telephone, we will arrange for a representative to contact you or suggest that the product be returned to our factory for inspection.

If product return or repair is required, we will provide you with a Return Authorization number and shipping instructions to return the product to the proper facility. If the product is under warranty, we will ask you to provide proof of purchase such as a copy of your invoice. Please be sure to include the Return Authorization number on the package you are returning. Products returned without a return authorization number cannot be repaired.

Freight costs for product returns are the responsibility of the customer. Products under warranty will be repaired or replaced, at our sole discretion, and returned at our expense. Products outside the warranty limits will be repaired and returned with costs invoiced to the customer. We are not responsible for shipping damages. We will, however, help you file a claim with the freight carrier. Written repair estimates are available.

DENTALEZ warrants all equipment and parts to be free of defects in material and workmanship, under normal usage, under the following terms:

Ramvac	Limited Warranty Period*
Ramvac Compressors	6 Years from date of installation
Ramvac Dry Vacuums	6 years from date of installation / 10 years for pump only
Badger LF Vacuum	2 years from date of installation / 5 years for pump only
Wet Vacuum Systems	5 Years from date of installation
Master Water Control	2 Years from date of installation
NXT Hg5 Amalgam Separator	Warranty from Solmetex, 2 years

Please note the following additional terms of our warranty and return policy:

- This warranty covers manufacturing defects only and does not cover defects resulting from abuse, accidents, misuse, improper handling, cleaning, care or maintenance. Damage resulting from the use of chemicals, cleaners, disinfectants or sterilization is not covered under this warranty nor is normal wear and tear. Failure to follow or observe our operating/use, maintenance and/or installation instructions voids this warranty as does the use of non-authorized parts and repairs made by an unauthorized repair facility.
- Liability is limited to repair or replacement of the defective part(s) or products at our sole discretion. All other liabilities, in particular liability for damages, including, without limitation, special, exemplary, consequential or incidental damages are excluded.
- THIS WARRANTY IS IN LIEU OF ALL OTHER WARRANTIES, EXPRESSED OR IMPLIED, INCLUDING ANY IMPLIED WARRANTIES OF MERCHANTABILITY OR FITNESS FOR A PARTICULAR PURPOSE. NO EMPLOYEE, REPRESENTATIVE OR DEALER IS AUTHORIZED TO CHANGE THIS WARRANTY IN ANY WAY OR TO GRANT ANY OTHER WARRANTY.

Warranty Repairs:

Parts repaired or replaced on a product that is in warranty will be warranted for the duration of that product's original warranty.

Product Returns:

Opened products or product returns more than a year old cannot be returned for credit. There will be a 15% (\$25.00 minimum) restocking charge on all items authorized for return.

NOTES:

\*Provided conditions defined in instruction manual are met. DENTALEZ is a registered trademark of DENTALEZ, Inc. Ramvac, Bison, Bulldog, FLOWCHECK, InfiniTank, Ramclean and VACHECK are registered trademarks and Badger, Barracuda, Osprey, and SlugBuster are trademarks of Ramvac Dental Products, Inc. PowerScrub is a trademark of Solmetex, LLC.

Forest Packages

Chairs and Stools

Lights and Monitor Mounts

7000 Series

Delivery Systems

Simplified

Factory Options and Parts

General Information

Equipment Warranty

Radiance Operator

Imagine + Operator

Operator Mobile

Sterilization Centers

Orthodontic Cabinetry

Reception/Front Desk Cabinetry

Color Options

Cabinet Warranty

Compressors

Dry Vacuums

Tanks

Wet Vacuums

Utility Room Accessories

Utility Warranty







2024 DENTALEZ, Inc. All rights reserved. DENTALEZ, Star and Dentoform are registered trademarks and Imagine + and Nevin are trademarks of DENTALEZ INC. Ramvac is a registered trademark of Ramvac Dental Products Inc.

Visit [DSXsales.com](https://DSXsales.com) to find your local representative. For DENTALEZ, Forest, Ramvac, and Imagine + orders and/or questions please call our Customer Experience Representatives at 866.DTE.INFO.

Regarding Radiance cabinet customer service, please contact ILS at [ilsdental.com/contact](https://ilsdental.com/contact).

*DENTALEZ CORPORATE*  
301 Lindenwood Drive, Ste.100  
Malvern, PA 19355  
  
T: 800.293.5206  
F: 610.725.9894  
  
*DENTALEZ.COM*

Forest Packages

Chairs and Stools

Lights and Monitor Mounts

7000 Series

Delivery Systems

Simplified

Factory Options and Parts

General Information

Equipment Warranty

Radiance Operator

Imagine + Operator

Operator Mobile

Sterilization Centers

Orthodontic Cabinetry

Reception/Front Desk Cabinetry

Color Options

Cabinet Warranty

Compressors

Dry Vacuums

Tanks

Wet Vacuums

Utility Room Accessories

Utility Warranty