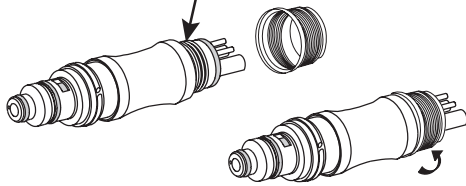


SWIVEL CLIQUE INSTALLATION

For Use With DentalEZ Tubing Only


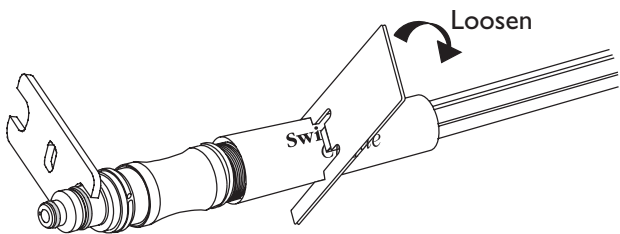
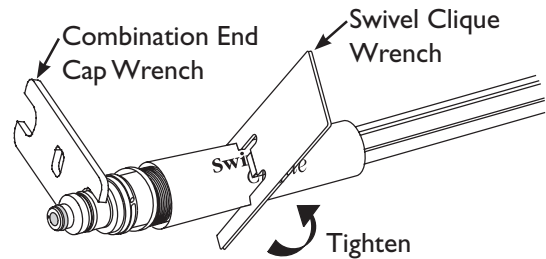



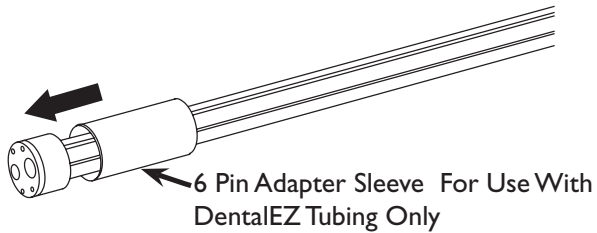
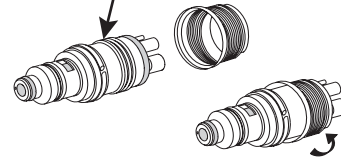
SIX PIN

Add 1 drop of Loctite (Type 420 or 620)



FOUR LINE

Add 1 drop of Loctite (Type 420 or 620)



Replacement Parts

Description	Item Number
Swivel Clique Kit.....	264973
Swivel Clique Wrench.....	264107
Combination End Cap Wrench.....	203048



DentalEZ Dental Products (GB) Ltd.,
Cleveland Way,
Hemel Hempstead,
HP2 7DY, ENGLAND
064104 C Date of Issue: 2015/12/31

For new products, manuals and technical information, call
1-866-DTE-INFO or visit our web site @ www.dentalez.com.

StarDental®
Instrument Solutions

DentalEZ Inc.
1816 Colonial Village Lane
Lancaster, PA 17601 U.S.A.
Printed in the U.S.A.
©2015 – DentalEZ, Inc.