

# Forest DENTALEZ

All controls are located under the control head.

## AUTOMATIC HANDPIECE CONTROL

### MASTER ON/OFF (FIG. 1)

Turns on the air and water for the entire system. This toggle controls the air-actuated master valves in the utility center. Flip the toggle forward to activate the system. Always turn the toggle back whenever the unit is not in use.

### HANDPIECE PRESSURE GAUGE (FIG. 2)

Indicates drive air pressure to the handpiece.

### DRIVE AIR PRESSURE ADJUSTMENT (LOCATED INSIDE CONTROL HEAD) (FIG. 3)

Allows handpiece to be adjusted to its manufacturer's recommended operating pressure. Turn the adjusting screw counter clockwise to increase the pressure, clockwise to decrease the pressure.

### WATER COOLANT FLOW ADJUSTMENT (FIG. 4)

Allows individual adjustment of water coolant to be made to the handpieces. Turn the knob counter clockwise to increase the flow, clockwise to decrease the flow.

### HANDPIECE FLUSH (FIG. 5)

Flushes the handpiece dental unit water lines (DUWL).

**⚠ WARNING:** Refer to Forest™ Dental Unit Water Line Maintenance Operator's Guide for detailed procedures on maintaining DUWL.

### AIR COOLANT FLOW CONTROL (FIG. 6)

Allows adjustment to be made to the handpieces. Turn the knob counter clockwise to increase the flow, clockwise to decrease the flow.

### WATER COOLANT ON/OFF (LOCATED ON THE FOOT CONTROL)

Activates handpiece water coolant system. Flip the toggle toward the red dot to enable the water coolant.

### PNEUMATIC BRAKE (FIG. 7)

Activates the flexible arm brake. Button is located on the handle on the control head. Press the button to release the brake.

### AUTOMATIC HANDPIECE HOLDER (FIG. 8)

Signals the automatic control system to supply drive air and air/water coolant to the handpiece as it is lifted from its holder. When the handpiece is placed back in the holder, a signal to the automatic control system stops the drive air and air/water coolant supply.

**!** NOTE: Tool kit located inside control head for external adjustments.

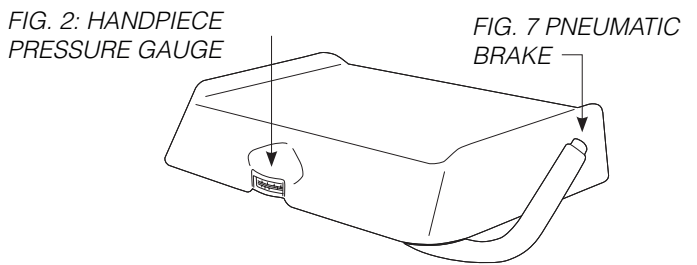
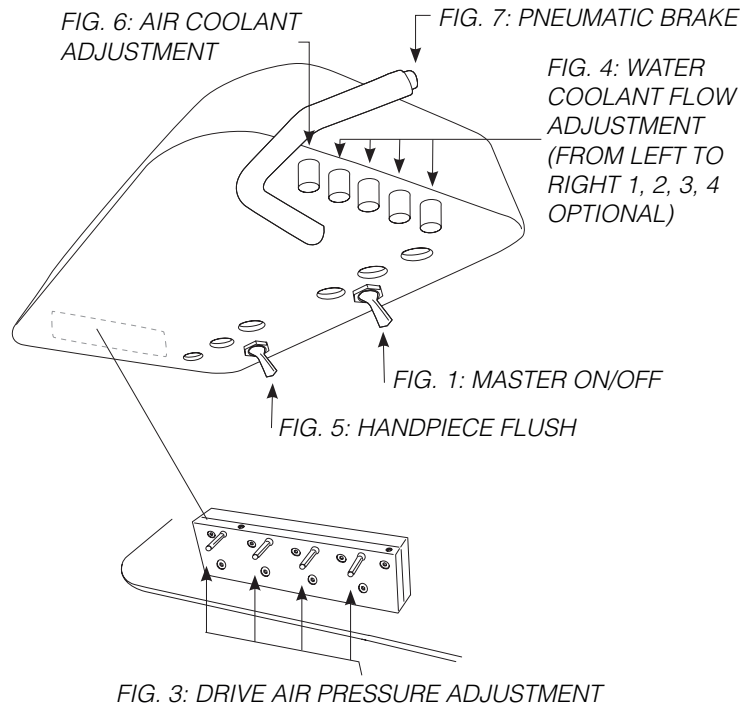
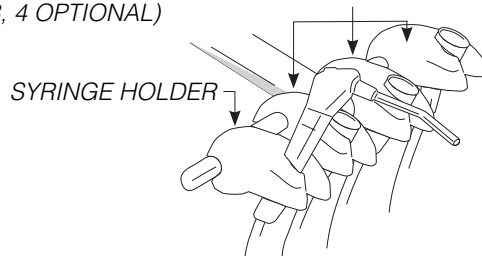


FIG 8: AUTOMATIC HANDPIECE HOLDER (FROM LEFT TO RIGHT 1, 2, 3, 4 OPTIONAL)



**DTE OREGON, INC.** DENTALEZ.COM

6200 NE Cherry Drive, Hillsboro, OR 97124 USA (TF) 800 . 423 . 3555 (T) 503 . 640 . 3012 (F) 503 . 693 . 9715

CE 0459