

Forest

SIMPLIFIED



Forest Packages

Chairs & Stools

Lights & Monitor Mounts

7000 Series

Delivery Systems

Simplified

Factory Options & Parts

General Information

Equipment Warranty

Compressors

Dry Vacuums

Tanks

Wet Vacuums

Utility Room Accessories

Utility Warranty

High-Speed Handpieces

Electric Handpieces

Low-Speed Handpieces

Handpiece Bundles

Hygiene

Burs & Hand Instruments

Miscellaneous


Service & Repair

Handpiece Warranty

ORDERING EQUIPMENT MADE EASY

SIMPLIFIED

Too many options can sometimes be overwhelming. That's why this select product offering has just two color choices. That will make upgrading a treatment room or matching existing equipment easy.



Ordering Forest Equipment Made Easy

Simplified

Too many options can sometimes be overwhelming. That's why this select product offering has just two color choices. You can make upgrading a treatment room or matching existing equipment easy.

Simplified Delivery Systems, Chair Mounted

Fixed Mount with Sidebox, External Umbilical



4485SE Standard IC \$8,955



4987SE Euro \$10,165

Choose Your Control Head

Package offerings see pages 18, 20 and 26

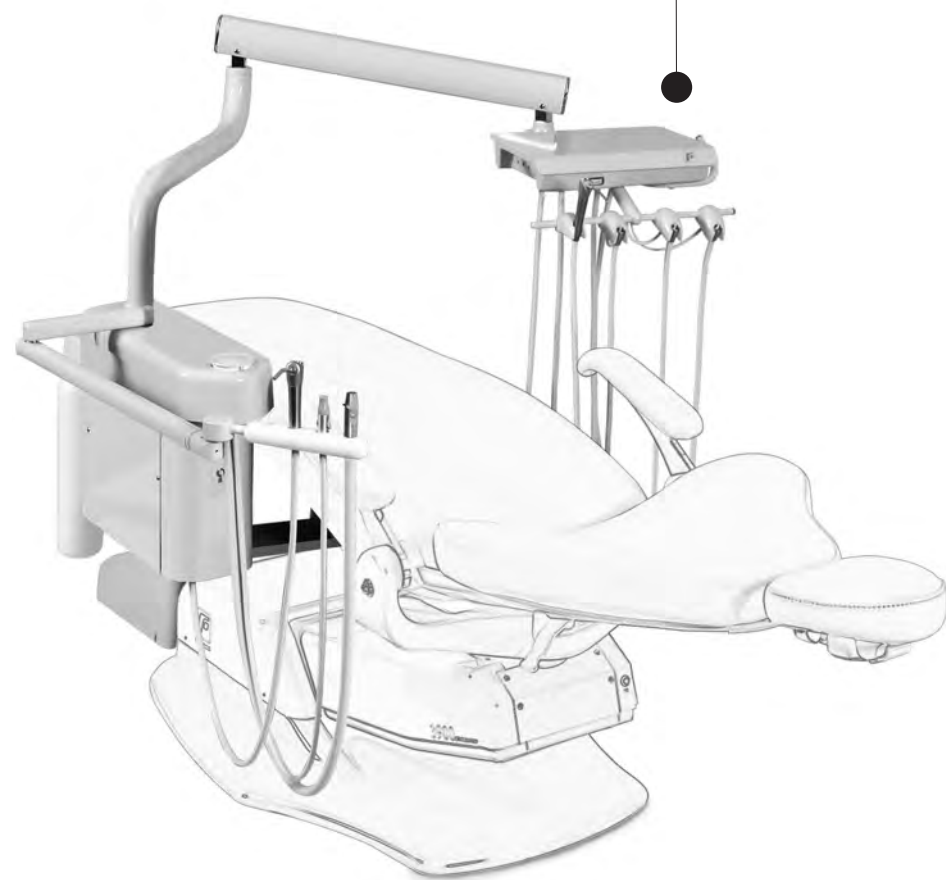
Standard Features

**Pneumatic
3 HP
Syringe**

**Pneumatic
4 HP
Syringe**

Delivery Systems can be mounted on any 2" fixed post mount brand of chair

Optional Equipment Choose One:



**1577 + \$1,835
Cuspidor, Deluxe**
(Sidebox comes with delivery)



**1679 + \$1,100
Cuspidor, Basic**
(Sidebox comes with delivery)



**9083 + \$2,420
Light, Halogen**

**1110-900 + \$240
Light Post**



**9078 + \$2,995
Light, LED**

**1110-900 + \$240
Light Post**



**9073 + \$3,495
Light, LED**

**1110-900 + \$240
Light Post**



Forest Packages

Chairs & Stools

Lights & Monitor Mounts

7000 Series

Delivery Systems

Simplified

Factory Options & Parts

General Information

Equipment Warranty

Compressors

Dry Vacuums

Tanks

Wet Vacuums

Utility Room Accessories

Utility Warranty

High-Speed Handpieces

Electric Handpieces

Low-Speed Handpieces

Handpiece Bundles

Hygiene

Burs & Hand Instruments

Miscellaneous

Service & Repair

Handpiece Warranty

Standard Features

Factory Options

Part No

Retail

Price

Delivery System

Choice of Control Head

Automatic control for handpieces
 3-way air/water syringe with tubing, 5' (Euro tubing 3')
 4-hole handpiece tubing, 5' (Euro tubing 3')
 pneumatic master control block w/diaphragm master on/off
 individual handpiece pressure adjustment
 individual water coolant adjustment
 non-retraction water coolant
 air coolant adjustment
 handpiece flush
 handpiece exhaust canister/oil collector
 single handle brake release function
 dual handle brake release function (Euro)
 swivel instrument tray (Euro)
 wet/dry foot control - Shadow powder coat standard
 Flexible control arm with pneumatic brake
 vertical travel 28" / horizontal travel 62"
 Sidebox with self-contained clean water system w/ quick disconnect, single bottle, 1 1/2 liter electrical outlet/UL
 Water quick disconnect 1/4" w/flow control
 Air quick disconnect 3/8" w/flow control
 Toggle valve for city/bottle water routing
 Telescoping arm with swivel quad holder bar
 Central vacuum accessory package
 central vacuum canister with disposable solids collector
 3-way air/water syringe w/tubing, 5'
 autoclavable standard HVE lever valve w/tubing, 5'
 autoclavable saliva ejector lever valve w/tubing, 5'
 External umbilical, 5'
 Deluxe utility center
 air pressure regulator w/filter
 master air shut-off valve
 ! Chair adapter sold separately

Deluxe Cuspidor 1577

One-piece ceramic bowl with touch lever water activator
 Automatic cup fill
 Timed bowl rinse

Basic Cuspidor 1679

Removable ceramic bowl
 Manual cup fill
 Timed bowl rinse

DELIVERY SYSTEM

MODEL CHOICE

*

PRICE :

Handpiece illumination system			
One handpiece (5-hole), accommodates 1 add'l tubing	1700-021-CS	\$805	_____
Add'l handpiece illumination tubing (5-hole)	0017-615-CS	\$310	_____
One handpiece (6-pin), accommodates 1 add'l tubing	1700-019-CS	\$805	_____
Add'l handpiece illumination tubing (6-pin)	0017-603-CS	\$220	_____
! Ancillaries use existing handpiece position (see page 61)			
Write in selection here _____			_____
Write in selection here _____			_____
! Handpiece Bundle option (see pages 146-147)			
Write in selection here _____			_____
Additional handpiece position, wet (4485)	1100-189-CS	\$470	_____
Additional handpiece position, air drive only (4485)	1100-190-CS	\$235	_____
Swivel tray, arm-mounted (over control head)	1110-468	\$380	_____
Less sidebox telescoping arm and assistant's instrumentation	1400-000-CS	\$-350	_____
Chrome accents	9000-998-CS	\$155	_____
Additional autoclavable standard HVE with tubing, 5' & autoclavable oral dry cup	1400-113-CS	\$100	_____
Hands-free HVE, see page 87, Write in selection here _____		\$400	_____
Additional umbilical (maximum 9 feet) (per foot)	1115-999-CS	\$35	_____
3800/3900 chair fixed 2" post mount chair adapter	1115-195	\$490	_____
Δ non 3800/3900 2" post mount chair adapter, fixed (Only sold with unit) (specify chair make and model; non-cancellable/non-returnable)	1115-099-CA	\$645	_____
CUSPIDOR , (sold only with delivery)			
DELUXE	<input type="radio"/> 1577	\$1,835	_____
OR BASIC	<input type="radio"/> 1679	\$1,100	_____
Deluxe cuspidor unit mount activation (1577)	1100-480-CS	\$300	_____
LIGHT, HALOGEN (mounting options, see pages 42)	<input type="radio"/> 9083	\$2,420	_____
OR LED	<input type="radio"/> 9078	\$2,995	_____
OR LED	<input type="radio"/> 9073	\$3,495	_____
•! Light post (specify light make/model)			
Light post, 44" (Forest)	1110-900	\$240	_____
Light post, 44" (Pelton & Crane)	1110-890	\$240	_____
MONITOR MOUNT ASSEMBLY (monitor screen not included) (see page 46)			
Ring mount (used with light post)	1300RM	\$1,095	_____
Top post mount (used with monitor post)	1300TPM	\$1,095	_____
• Monitor post (for top post mount)	1331-998	\$240	_____
		TOTAL	_____
• Choose only one post when sold with unit			
! Often overlooked			
Δ Lead time varies			

!

Simplified Surface Treatments

UNIT PLASTIC FINISHES:

Forest Grey White

POWDER COAT PAINT FINISHES:

Forest Grey White

Equipment dimensions, see page 92

Shipping weight estimate:

4485SE Delivery Unit 105 lb / 48 kg

4987SE Delivery Unit 110 lb / 50 kg

Forest Packages

Chairs & Stools

Lights & Monitor Mounts

7000 Series

Delivery Systems

Simplified

Factory Options & Parts

General Information

Equipment Warranty

Compressors

Dry Vacuums

Tanks

Wet Vacuums

Utility Room Accessories

Utility Warranty

High-Speed Handpieces

Electric Handpieces

Low-Speed Handpieces

Handpiece Bundles

Hygiene

Burs & Hand Instruments

Miscellaneous

Service & Repair

Handpiece Warranty

Simplified Delivery Systems, Chair Mounted

Fixed Mount without Sidebox, External Umbilical



4485FE Standard IC \$6,095



4987FE Euro \$7,390

Model Price

To order packages see pages 78

Standard Features

**Pneumatic
3 HP
Syringe**

**Pneumatic
4 HP
Syringe**

Delivery Systems can be mounted on any 2" fixed post mount brand of chair



Optional Equipment Choose One:

**1075FE + \$1,045
Assistant's Telescoping
Arm with Instrumentation**



**1636FE + \$ 1,510
Cuspidor, Basic**



**1637FE + \$ 2,000
Cuspidor, Basic
with Assistant's
Instrumentation**



**9083 + \$ 2,420
Light, Halogen**



**1110-820 + \$ 375
Light Post**



**9078 + \$ 2,995
Light, LED**

**1110-820 + \$ 375
Light Post**



**9073 + \$3,495
Light, LED**

**1110-820 + \$ 375
Light Post**

Forest Packages

Chairs & Stools

Lights & Monitor Mounts

7000 Series

Delivery Systems

Simplified

Factory Options & Parts

General Information

Equipment Warranty

Compressors

Dry Vacuums

Tanks

Wet Vacuums

Utility Room Accessories

Utility Warranty

High-Speed Handpieces

Electric Handpieces

Low-Speed Handpieces

Handpiece Bundles

Hygiene

Burs & Hand Instruments

Miscellaneous

Service & Repair

Handpiece Warranty

FE package pages from 2019 catalog (pages 78 and 79 from 2019 Forest catalog)

Standard Features	Factory Options	Part No	Retail	Price
Delivery System Choice of Control Head Automatic control for handpieces asepsis 3-way air/water syringe w/tubing, 5' (Euro tubing 3') handpiece tubing, 4-hole Midwest, asepsis style, 5' (Euro tubing 3') master control block master on/off individual handpiece pressure adjustment individual water coolant adjustment non-retraction water coolant air coolant adjustment handpiece flush handpiece exhaust canister/oil collector single handle brake release function self-contained clean water system w/ quick disconnect, single bottle, 1 1/2 liter wet/dry foot control Flexible control arm w/pneumatic brake vertical travel 28" / horizontal travel 62" External umbilical, 5' * Deluxe utility center air pressure regulator w/filter master air shut-off valve ! Chair adapter sold separately	DELIVERY SYSTEM Handpiece illumination system One handpiece (5-hole), accommodates 1 add'l tubing Add'l handpiece illumination tubing (5-hole) One handpiece (6-pin), accommodates 1 add'l tubing Add'l handpiece illumination tubing (6-pin) ! Ancillaries use existing handpiece position (see page 61) Write in selection here _____ Write in selection here _____ ! Handpiece Bundle option (see pages 146-147) Write in selection here _____ Additional handpiece position, wet (4485) Additional handpiece position, air drive only (4485) Assistant's Hygiene Instrumentation (control head mount) Swivel tray, arm-mounted (over control head) Chrome accents Quick disconnect with flow control, 1/4" (specify air or water) Additional umbilical (maximum 9 feet) (per foot) Routing valve kit with water shutoff & regulator/factory installation Routing valve kit for use with cuspidor/factory installation 3800/3900 chair fixed 2" post mount chair adapter Δ non 3800/3900 2" post mount chair adapter, fixed (Only sold with unit) (specify chair make and model; non-cancellable/non-returnable)	MODEL CHOICE _____*	PRICE : _____	_____
Assistant's Instrumentation 1075FE Central vacuum accessory package central vacuum canister w/disposable solids collector asepsis 3-way air/water syringe w/tubing, 5' autoclavable standard HVE lever valve w/tubing, 5' autoclavable saliva ejector lever valve w/tubing, 5' External umbilical, 5' Post mount, 2"	ASSISTANT'S INSTRUMENTATION 1075FE Additional autoclavable standard HVE with tubing, 5' and autoclavable oral dry cup Hands-free HVE, see page 87, Write in selection here _____ * CUSPIDOR, BASIC with assistant's instrumentation Additional autoclavable standard HVE with tubing, 5' & autoclavable oral dry cup (1637FE) LIGHT, HALOGEN (mounting options, see pages 42) <input type="radio"/> 9083 OR LED <input type="radio"/> 9078 •! LIGHT POST with 2" post clamp (specify light make/model) Light post, 35" (Forest) 1110-820 Light post, 35" (Pelton & Crane) 1110-822 MONITOR MOUNT ASSEMBLY (monitor screen not included) (see page 46) Ring mount (used with light post) 1300RM Top post mount (used with monitor post) 1300TPM • Monitor post (for top post mount) 1331-997			_____
Cuspidor, Basic 1636FE Gravity drain cuspidor w/swing away arm timed bowl rinse manual cup fill removable ceramic bowl Post mount adapter, 2" External 5' umbilical Water pressure regulator w/filter Master water shut-off valve				_____
Cuspidor, Basic 1637FE Same as 1636FE above, w/additional features: Individual assistant's instrumentation holders Central vacuum accessory package central vacuum canister w/disposable solids collector asepsis 3-way air/water syringe w/tubing, 5' autoclavable standard HVE lever valve w/tubing, 5' autoclavable saliva ejector lever valve w/tubing, 5'				_____
				TOTAL _____

- Choose only one post when sold with unit
- * When optional cuspidor added, standard utility center housing and cover is used to accommodate two umbilicals.
- ! Often overlooked
- Δ Lead time varies

! Simplified Surface Treatments

UNIT PLASTIC FINISHES: Forest Grey White

POWDER COAT PAINT FINISHES: Forest Grey White

Equipment dimensions, see page 98

Shipping weight estimate:
4485FE Delivery Unit 95 lb / 44 kg
4987FE Delivery Unit 100 lb / 46 kg

Forest Packages

Chairs & Stools

Lights & Monitor Mounts

7000 Series

Delivery Systems

Simplified

Factory Options & Parts

General Information

Equipment Warranty

Compressors

Dry Vacuums

Tanks

Wet Vacuums

Utility Room Accessories

Utility Warranty

High-Speed Handpieces

Electric Handpieces

Low-Speed Handpieces

Handpiece Bundles

Hygiene

Burs & Hand Instruments

Miscellaneous

Service & Repair

Handpiece Warranty

Simplified Cuspidors and Assistant's Instrumentation

Fixed Chair Post Mount, External Umbilical



Model 1636 \$1,510



Model 1637 \$2,000



Model 1075 \$1,045

Standard Features

Cuspidor, Basic 1636

Gravity drain cuspidor w/swing away arm
 timed bowl rinse
 manual cup fill
 removable ceramic bowl
 Post mount adapter, 2"
 External umbilical, 5'

! Does not include post or chair adapter

Cuspidor, Basic 1637

Same as 1636 above, w/additional features:
 Individual assistant's instrumentation holders
 Central vacuum accessory package
 central vacuum canister w/disposable
 solids collector
 3-way air/water syringe w/tubing, 5'
 autoclavable standard HVE lever valve w/tubing, 5'
 autoclavable saliva ejector lever valve w/tubing, 5'

! Does not include post or chair adapter

Post Mount Vacuum Telescoping Arm 1075

Post mount adapter, 2"
 Central vacuum accessory package
 post mounted central vacuum canister
 w/disposable solids collector
 3-way air/water syringe w/tubing, 5'
 autoclavable standard HVE lever valve w/tubing, 5'
 autoclavable saliva ejector lever valve w/tubing, 5'
 External umbilical, 8'

! Does not include post or chair adapter

Factory Options

CUSPIDOR, BASIC

Additional autoclavable standard HVE with tubing,
 5' & autoclavable oral dry cup (1637)

Hands-free HVE, see page 87, Write in selection here

Quick disconnect with flow control, 1/4"
 (specify air or water)

! Self-contained clean water system with quick disconnect

Standard utility center housing & cover

▶ Standard utility center

Additional umbilical (per foot)

! MOUNTING POSTS 2" diameter:

Control post with cap, 18"

! LIGHT POSTS: 44" 2" diameter

Forest model

Pelton & Crane

ASSISTANT'S INSTRUMENTATION

Additional standard autoclavable HVE with tubing,
 5' & autoclavable oral dry cup

! Self-contained clean water system with quick disconnect

Assistant's air shut-off & regulator utility center
 w/o housing & cover

Standard utility center housing & cover

Additional umbilical (per foot)

▶ Standard utility center includes: housing, cover, air & water pressure regulator with filter, master air and water shut-off valves.

! Often overlooked

⚠ WARNING: Isolated water sources (as opposed to city water hook-up) are highly recommended to allow full control of the source and quality of water circulating through the syringe and cuspidor water lines. If you do not have a water quality protocol, the optional self-contained water system allows you to isolate this product from the municipal water supply, however, it requires monitoring, maintenance and disinfection of the water lines, reservoir water bottle and source water.

! Simplified Surface Treatments

UNIT PLASTIC FINISHES:

Forest Grey

White

POWDER COAT PAINT FINISHES:

Forest Grey

White

Equipment dimensions, see page 92

Shipping weight estimate:

1636 17 lb / 8 kg

1637 20 lb / 9 kg

1075 15 lb / 7 kg

TABLE OF CONTENTS

Forest Packages

Chairs & Stools

Lights & Monitor Mounts

7000 Series

Delivery Systems

Simplified

Factory Options & Parts

General Information

Equipment Warranty

Compressors

Dry Vacuums

Tanks

Wet Vacuums

Utility Room Accessories

Utility Warranty

High-Speed Handpieces

Electric Handpieces

Low-Speed Handpieces

Handpiece Bundles

Hygiene

Burs & Hand Instruments

Miscellaneous

Service & Repair

Handpiece Warranty

Simplified Cuspidors and Assistant's Instrumentation

Rear Beneath Shelf or Work Surface Mount

Mounts under floating work surface



Model 1284 \$1,270

Shown with optional Clean Water System 1700-312 not included in price
Assistant's Utilities 1115-008 sold separately

Mounts beneath shelf



Model 1286 \$1,370

Optional Clean Water System 1700-312 and
Assistant's Utilities 1115-008 sold separately

Standard Features

Horizontal Assistant's Delivery System 1284/1286

Central vacuum accessory package, swing mount
arm-mounted central vacuum canister
w/disposable solids collector
3-way air/water syringe w/tubing, 5'
autoclavable standard HVE lever valve w/
tubing, 5'
autoclavable saliva ejector lever valve w/
tubing, 5'
Horizontal surface mount
Link assembly, arm to plate (1286)
External umbilical, 7'

Factory Options

DELIVERY SYSTEM

Additional autoclavable standard HVE with tubing,
5' & autoclavable oral dry cup

Hands-free HVE, see page 87, Write in selection here

Slide mount, 7 5/8" extension (1284)

! Standard utility center housing & cover

! Self-contained clean water system with quick
disconnect, single bottle

! Assistant's air shut-off & regulator utility center
w/o housing & cover

! Often overlooked

Part No

1400-113-CS

1700-142

1115-020

1700-312

1115-008

Retail

\$100

\$400

\$320

\$165

\$310

\$260

TOTAL

Price

PRICE : _____

Mounting plate dimensions, see page 105

Shipping weight estimate:

1284 12 lb / 5 kg

1286 14 lb / 6 kg

⚠ WARNING: Isolated water sources (as opposed to city water hook-up) are highly recommended to allow full control of the source and quality of water circulating through the syringe and cuspidor water lines. If you do not have a water quality protocol, the optional self-contained water system allows you to isolate this product from the municipal water supply, however, it requires monitoring, maintenance and disinfection of the water lines, reservoir water bottle and source water.

!

Simplified Surface Treatments

UNIT PLASTIC FINISHES:

Forest Grey

POWDER COAT PAINT FINISHES:

Forest Grey

Forest Packages

Chairs & Stools

Lights & Monitor Mounts

7000 Series

Delivery Systems

Simplified

Factory Options & Parts

General Information

Equipment Warranty

Compressors

Dry Vacuums

Tanks

Wet Vacuums

Utility Room Accessories

Utility Warranty

High-Speed Handpieces

Electric Handpieces

Low-Speed Handpieces

Handpiece Bundles

Hygiene

Burs & Hand Instruments

Miscellaneous

Service & Repair

Handpiece Warranty

Simplified Rear and Side Delivery Systems

Side Cabinet & Wall Mount



Model 3235 \$4,980
12" Rigid Arm Cabinet Mount



Model 3230 \$5,145
22" Rigid Arm Wall Mount

Standard Features

Doctor Standard IC Delivery System 3235/3230

- Standard IC control head
 - automatic control for three handpieces
 - 3-way air/water syringe w/tubing, 5'
 - 4-hole handpiece tubing, 5'
 - pneumatic master control block w/diaphragm master on/off
 - individual handpiece pressure adjustment
 - individual water coolant adjustment
 - non-retraction water coolant
 - air coolant adjustment
 - handpiece flush
 - handpiece exhaust canister/oil collector
 - single handle brake release function
 - self-contained clean water system w/quick disconnect, single bottle, 1 1/2 liter
- wet/dry foot control - Shadow powder coat standard
- Flexible control arm w/pneumatic brake (3235)
 - cabinet vertical mount 12" rigid arm & 18" flex arm
- Flexible control arm w/pneumatic brake (3230)
 - wall vertical mount 22" rigid arm & 18" flex arm
- External umbilical, 5'
- Standard utility center housing and cover (3230)
- Air pressure regulator w/filter
- Master air shut-off valve

Factory Options

DELIVERY SYSTEM

- Handpiece Illumination System
 - One handpiece (5-hole), accommodates 1 add'l tubing
 - Add'l handpiece illumination tubing (5-hole)
 - One handpiece (6-pin), accommodates 1 add'l tubing
 - Add'l handpiece illumination tubing (6-pin)
- Assistant's hygiene instrumentation (control head mount)
- Quick disconnect with flow control, 1/4" (specify air or water)
- Swivel tray, arm-mounted (over control head)
- Standard utility center housing & cover (3235)
- Additional umbilical (per foot)
- Routing valve kit with water shutoff & regulator/factory installation
- Wall mount panel, 16" x 18"
- Ring mount rigid arm in lieu of top post mount
 - 22" without vertical mount
 - 26" without vertical mount
 - 26" rigid with 24" flex without vertical mount

MODEL CHOICE

Part No

Retail

Price

PRICE :

1700-021-CS	\$805	_____
0017-615-CS	\$310	_____
1700-019-CS	\$805	_____
0017-603-CS	\$220	_____
1408-CS	\$420	_____
0016-455-CS	\$165	_____
1110-468	\$380	_____
1115-020	\$165	_____
1115-999-CS	\$35	_____
1115-315-CS	\$335	_____
1110-586-CS	\$315	_____
1110-536-RM	\$115	_____
1110-537-RM	\$115	_____
1110-771-RM	\$115	_____
TOTAL		_____

! Often overlooked

!

Simplified Surface Treatments

UNIT PLASTIC FINISHES:

Forest Grey

POWDER COAT PAINT FINISHES:

Forest Grey

Mounting plate dimensions, see page 105

Shipping weight estimate:

3235, 3230 50 lb / 23 kg

Forest Packages

Chairs & Stools

Lights & Monitor Mounts

7000 Series

Delivery Systems

Simplified

Factory Options & Parts

General Information

Equipment Warranty

Compressors

Dry Vacuums

Tanks

Wet Vacuums

Utility Room Accessories

Utility Warranty

High-Speed Handpieces

Electric Handpieces

Low-Speed Handpieces

Handpiece Bundles

Hygiene

Burs & Hand Instruments

Miscellaneous

Service & Repair

Handpiece Warranty

Simplified Rear and Side Delivery Systems

Rear or Side Beneath Counter Mount



Model 2400 \$3,430

Beneath Counter Mount with swivel included
Countertop/work surface not included



Optional Beneath Counter Slide 1700-140



Optional Folding Arm Assembly 1110-115-CS

Standard Features

Doctor Standard IC Delivery System 2400

- Beneath counter swivel mount (work surface not included)
- Standard IC control head
- automatic control for three handpieces
- 3-way air/water syringe w/tubing, 5'
- 4-hole handpiece tubing, 5'
- pneumatic master control block w/diaphragm
- master on/off
- individual handpiece pressure adjustment
- individual water coolant adjustment
- non-retraction water coolant
- air coolant adjustment
- handpiece flush
- handpiece exhaust canister/oil collector
- self-contained clean water system w/quick disconnect, single bottle, 1 1/2 liter
- wet/dry foot control - Shadow powder coat standard
- External braided umbilical, 7'
- Air pressure regulator w/ filter
- Master air shut-off valve

Factory Options

DELIVERY SYSTEM

Handpiece Illumination System

One handpiece (5-hole), accommodates

1 add'l tubing

1700-021-CS

\$805

Add'l handpiece illumination tubing (5-hole)

0017-615-CS

\$310

One handpiece (6-pin), accommodates

1 add'l tubing

1700-019-CS

\$805

Add'l handpiece illumination tubing (6-pin)

0017-603-CS

\$220

Assistant's hygiene instrumentation (control head mount)

1408-CS

\$420

Quick disconnect with flow control, 1/4" (specify air or water)

0016-455-CS

\$165

Slide mount with swivel, 7 5/8" extension

1700-140

\$320

Folding arm assembly, 8" x 12" with wall mount

1110-115-CS

\$380

Standard utility center housing & cover

1115-020

\$165

Routing valve kit with water shutoff & regulator/factory installation

1115-315-CS

\$335

TOTAL

! Often overlooked

Simplified Surface Treatments

UNIT PLASTIC FINISHES:

Forest Grey

POWDER COAT PAINT FINISHES:

Forest Grey

Mounting plate dimensions, see page 105

Shipping weight estimate:

2400 28 lb / 13kg

Forest Packages

Chairs & Stools

Lights & Monitor Mounts

7000 Series

Delivery Systems

Simplified

Factory Options & Parts

General Information

Equipment Warranty

Compressors

Dry Vacuums

Tanks

Wet Vacuums

Utility Room Accessories

Utility Warranty

High-Speed Handpieces

Electric Handpieces

Low-Speed Handpieces

Handpiece Bundles

Hygiene

Burs & Hand Instruments

Miscellaneous

Service & Repair

Handpiece Warranty

Simplified Rear and Side Delivery Systems

Rear Beneath Counter Mount



Panel Mount is recessed in cabinet separate from duo articulating instrument delivery 2184.



Model 2184 \$4,975

Mounts under floating work surface.



Model 2186 \$4,375

Mounts under floating work surface.

Standard Features

Duo Delivery System 2184/2186

Automatic panel control for three handpieces
 3-way air/water syringe w/tubing, 5'
 4-hole handpiece tubing, 5'
 pneumatic master control block w/diaphragm master on/off
 individual handpiece pressure adjustment
 individual water coolant adjustment
 non-retraction water coolant
 air coolant adjustment
 handpiece flush
 wet/dry foot control - Shadow powder coat standard
 Central vacuum accessory package, swing mount
 arm-mounted central vacuum canister w/disposable solids collector
 3-way air/water syringe w/tubing, 5'
 autoclavable standard HVE lever valve w/tubing, 5'
 autoclavable saliva ejector lever valve w/tubing, 5'
 Articulating left/right instrument positioning
 Self-contained clean water system w/quick disconnect, single bottle, 1 1/2 liter
 External umbilical, 7'
 Air pressure regulator w/filter
 Master air shut-off valve

Factory Options

DELIVERY SYSTEM

Handpiece Illumination System

One handpiece (5-hole), accommodates

1 add'l tubing

1700-021-CS

\$805

Add'l handpiece illumination tubing (5-hole)

0017-615-CS

\$310

One handpiece (6-pin), accommodates

1 add'l tubing

1700-019-CS

\$805

Add'l handpiece illumination tubing (6-pin)

0017-603-CS

\$220

Additional standard autoclavable HVE position with tubing, 5' & autoclavable oral dry cup

1400-113-CS

\$100

Hands-free HVE, see page 87, Write in selection here

\$400

Slide mount, 7 5/8" extension (2184)

1700-142

\$320

Touchpad for 3900 chair (25 ft. Cable)

1700-081-1-CS

\$565

Standard utility center housing & cover

1115-020

\$165

! Quick disconnect for air or water - dealer installed (see page 86)

! Routing valve kit for city water - dealer installed (see page 86)

TOTAL

! Often overlooked

Mounting plate dimensions, see pages 104

Panel cut-out, see page 107

Shipping weight estimate:

2184 30 lb / 14 kg

2186 30 lb / 14 kg

!

Simplified Surface Treatments

UNIT PLASTIC FINISHES:

Forest Grey

POWDER COAT PAINT FINISHES:

Forest Grey

Forest Packages

Chairs & Stools

Lights & Monitor Mounts

7000 Series

Delivery Systems

Simplified

Factory Options & Parts

General Information

Equipment Warranty

Compressors

Dry Vacuums

Tanks

Wet Vacuums

Utility Room Accessories

Utility Warranty

High-Speed Handpieces

Electric Handpieces

Low-Speed Handpieces

Handpiece Bundles

Hygiene

Burs & Hand Instruments

Miscellaneous

Service & Repair

Handpiece Warranty

Simplified Rear and Side Delivery Systems

Rear Beneath Counter Mount



Panel Mount is recessed in cabinet separate from duo articulating instrument delivery 2184BC.



Model 2184BC \$6,100

Universal Heavy-Duty Mounting Plate 11" x 14 1/2"
included (mounts to under counter)
Specify cabinet manufacturer



Model 2186BC \$5,495

Universal Heavy-Duty Mounting Plate 11" x 14 1/2"
included (mounts to under counter)
Specify cabinet manufacturer

Standard Features

Duo Delivery System 2184BC/2186BC

- Automatic panel control for three handpieces
- 3-way air/water syringe w/tubing, 5'
- 4-hole handpiece tubing, 5'
- pneumatic master control block w/diaphragm master on/off
- individual handpiece pressure adjustment
- individual water coolant adjustment
- non-retraction water coolant
- air coolant adjustment
- handpiece flush
- wet/dry foot control - Shadow powder coat standard
- Central vacuum accessory package, swing mount arm-mounted central vacuum canister w/disposable solids collector
- 3-way air/water syringe w/tubing, 5'
- autoclavable standard HVE lever valve w/tubing, 5'
- autoclavable saliva ejector lever valve w/tubing, 5'
- Articulating left/right instrument positioning
- Self-contained clean water system w/quick disconnect, single bottle, 1 1/2 liter
- Laminate work surface, 19" x 24"
- ▶ Beneath counter rigid arm assembly w/heavy duty mounting plate, 11" x 14 1/2"
- External umbilical, 7'
- Air pressure regulator w/filter
- Master air shut-off valve

Factory Options

DELIVERY SYSTEM

Handpiece Illumination System

- One handpiece (5-hole), accommodates 1 add'l tubing
- Add'l handpiece illumination tubing (5-hole)
- One handpiece (6-pin), accommodates 1 add'l tubing
- Add'l handpiece illumination tubing (6-pin)

Additional standard autoclavable HVE position with tubing, 5' & autoclavable oral dry cup

Hands-free HVE, see page 87, Write in selection here

- Quick disconnect with flow control 1/4" (for water)
- Quick disconnect with flow control 3/8" (for air)

Storage organizer with bins & frame

Swivel tray (requires purchase of 1110-179-CS)

Swivel tray (mounts without storage organizer)

Monitor mount assembly (monitor screen not included) (requires purchase of 1110-179-CS)

Touchpad for 3900 chair (25 ft. Cable)

Standard utility center housing & cover

Routing valve kit with water shutoff & regulator/factory installation

Standard color solid work surface upgrade

- Δ Special color laminate or solid work surface upgrade (call for price and leadtime)

! Often overlooked

Δ Lead time varies

!

MODEL CHOICE

Part No

Retail

Price

PRICE :

1700-021-CS	\$805	_____
0017-615-CS	\$310	_____
1700-019-CS	\$805	_____
0017-603-CS	\$220	_____
1400-113-CS	\$100	_____
_____	\$400	_____
0016-454-CS	\$165	_____
0016-456-CS	\$165	_____
1110-179-CS	\$590	_____
1110-908-CS	\$385	_____
1110-482-CS	\$480	_____
1300-025-CS	\$495	_____
1700-081-1-CS	\$565	_____
1115-020	\$165	_____
1115-315-CS	\$335	_____
0023-003-SS	\$360	_____
0023-003-X / 0023-003-SSV	_____	_____
TOTAL	_____	_____

Simplified Surface Treatments

UNIT PLASTIC FINISHES:

Forest Grey

POWDER COAT PAINT FINISHES:

Forest Grey

LAMINATE WORK SURFACE :

FORMICA®: Surf Folkstone Oyster Gray White Blanc

SOLID WORK SURFACE UPGRADE COLORS 0023-003-SS \$360

CORIAN®: Antarctica

WILSONART®: Arctic Melange

Baja Melange

MEGANITE®: Cinder Granite

Goldrush Gemstone

Moonstone

Platinum Granite

Rocky Road Granite

Sanibel Granite

Silver Mist

Starry Starry Night



▶ Beneath Counter Mount

Mounting plate dimensions, see pages 104

Panel cut-out, see page 104

Shipping weight estimate:

2184BC 80 lb / 36 kg

2186BC 80 lb / 36 kg

Forest Packages

Chairs & Stools

Lights & Monitor Mounts

7000 Series

Delivery Systems

Simplified

Factory Options & Parts

General Information

Equipment Warranty

Compressors

Dry Vacuums

Tanks

Wet Vacuums

Utility Room Accessories

Utility Warranty

High-Speed Handpieces

Electric Handpieces

Low-Speed Handpieces

Handpiece Bundles

Hygiene

Burs & Hand Instruments

Miscellaneous

Service & Repair

Handpiece Warranty

Simplified Rear and Side Delivery Systems

Panel Mounts



Model 2500 \$2,835

Optional Assistant's Hygiene Instrumentation 1408-CS

Model 2520 \$2,350

Standard Features

Doctor Control 2500

Automatic control for three handpieces
 3-way air/water syringe w/tubing, 7'
 4-hole handpiece tubing, 7'
 pneumatic master control block w/diaphragm master on/off
 individual handpiece pressure adjustment
 individual water coolant adjustment
 non-retraction water coolant
 air coolant adjustment
 self-contained clean water system w/quick disconnect, single bottle, 1 1/2 liter
 wet/dry foot control - Shadow powder coat standard
 Remote mount holder assembly w/control tubing, 6'
 External umbilical, 6'
 Air pressure regulator w/filter
 Master air shut-off valve

Doctor Control 2520

Automatic control for two handpieces
 3-way air/water syringe w/tubing, 7'
 4-hole handpiece tubing, 7'
 pneumatic master control block w/diaphragm master on/off
 individual handpiece pressure adjustment
 non-retraction water coolant
 air coolant adjustment
 self-contained clean water system w/quick disconnect, single bottle, 1 1/2 liter
 wet/dry foot control - Shadow powder coat standard
 Remote mount holder assembly w/control tubing, 6'
 External umbilical, 6'
 Air pressure regulator w/filter
 Master air shut-off valve

Factory Options

DELIVERY SYSTEM

Handpiece Illumination System

One handpiece (5-hole), accommodates 1 add'l tubing

Add'l handpiece illumination tubing (5-hole)

One handpiece (6-pin), accommodates 1 add'l tubing

Add'l handpiece illumination tubing (6-pin)

Standard utility center housing & cover

Assistant's hygiene instrumentation with extended 10 1/2" holder bar (Drain Tubing 12") standard autoclavable HVE, saliva ejector with 2 holders and canister

! Quick disconnect for air or water - dealer installed (see page 86)

! Routing valve kit for city water - dealer installed (see page 86)

! Often overlooked

Part No

Retail

Price

MODEL CHOICE

PRICE : _____

1700-021-CS

\$805

0017-615-CS

\$310

1700-019-CS

\$805

0017-603-CS

\$220

1115-020

\$165

1408-CS

\$420

TOTAL _____

Wall/cabinet cut-out dimensions, see pages 104

Shipping weight estimate:

2500 18 lb / 8 kg

2520 15 lb / 7 kg

!

Simplified Surface Treatments

UNIT PLASTIC FINISHES:

Forest Grey

POWDER COAT PAINT FINISHES:

Forest Grey

TABLE OF CONTENTS

Forest Packages

Chairs & Stools

Lights & Monitor Mounts

7000 Series

Delivery Systems

Simplified

Factory Options & Parts

General Information

Equipment Warranty

Compressors

Dry Vacuums

Tanks

Wet Vacuums

Utility Room Accessories

Utility Warranty

High-Speed Handpieces

Electric Handpieces

Low-Speed Handpieces

Handpiece Bundles

Hygiene

Burs & Hand Instruments

Miscellaneous

Service & Repair

Handpiece Warranty

Simplified Rear and Side Delivery Systems

Rear or Side Mount Compact Controls



Model MT600 \$2,475
Work surface not included

Model MT610 \$2,365
Work surface not included

Standard Features

Doctor Control with 3 HP

Top Shelf Mount MT600TS
Beneath Shelf Mount w/Swivel MT600BS

Doctor Control with 2 HP

Top Shelf Mount MT610TS
Beneath Shelf Mount w/Swivel MT610BS

All Units Include the Following Features:

- Automatic control for three handpieces (MT600), or Automatic control for two handpieces (MT610)
- 3-way air/water syringe w/tubing, 4'
- 4-hole handpiece tubing, 4'
- pneumatic master control block w/diaphragm master on/off
- individual handpiece pressure adjustment
- non-retraction water coolant
- air coolant adjustment
- self-contained clean water system w/quick disconnect, single bottle, 1 1/2 liter
- wet/dry foot control - Shadow powder coat standard
- External umbilical, 12'
- Air pressure regulator w/filter
- Master air shut-off valve

Factory Options

DELIVERY SYSTEM

Handpiece Illumination System

MODEL CHOICE	Part No	Retail	Price
One handpiece (5-hole), accommodates 1 add'l tubing	1700-021-CS	\$805	_____
Add'l handpiece illumination tubing (5-hole)	0017-615-CS	\$310	_____
One handpiece (6-pin), accommodates 1 add'l tubing	1700-019-CS	\$805	_____
Add'l handpiece illumination tubing (6-pin)	0017-603-CS	\$220	_____
Slide mount with swivel, 7 5/8" extension (order BS)	1700-140	\$320	_____
Folding arm assembly, 8" x 12" with wall mount (order TS)	1110-115-CS	\$380	_____
Standard utility center housing & cover	1115-020	\$165	_____
Assistant's hygiene instrumentation with extended 10 1/2" holder bar (Drain Tubing 12') standard autoclavable HVE, saliva ejector with 2 holders & canister	1408-CS	\$420	_____

! Quick disconnect for air or water - dealer installed (see page 83)

! Routing valve kit for city water - dealer installed (see page 83)

! Often overlooked

TOTAL _____

! Simplified Surface Treatments

UNIT PLASTIC FINISHES: Forest Grey

POWDER COAT PAINT FINISHES: Forest Grey

Mounting plate dimensions, see page 105

Shipping weight estimate:

MT600, MT610 20 lb / 10 kg

Forest Packages

Chairs & Stools

Lights & Monitor Mounts

7000 Series

Delivery Systems

Simplified

Factory Options & Parts

General Information

Equipment Warranty

Compressors

Dry Vacuums

Tanks

Wet Vacuums

Utility Room Accessories

Utility Warranty

High-Speed Handpieces

Electric Handpieces

Low-Speed Handpieces

Handpiece Bundles

Hygiene

Burs & Hand Instruments

Miscellaneous


Service & Repair

Handpiece Warranty

Mobile Carts



Model 5350 \$4,240



Shown with optional swivel tray,
arm mounted 1110-731



Model 5355 \$4,620

Standard Features

Doctor Standard IC Cart 5350

Standard IC Control Head
 automatic control for three handpieces
 3-way air/water syringe w/tubing, 4'
 4-hole handpiece tubing, 4'
 pneumatic master control block w/diaphragm
 master on/off
 individual handpiece pressure adjustment
 individual water coolant adjustment
 non-retraction water coolant
 air coolant adjustment
 handpiece flush
 handpiece exhaust canister/oil collector
 self-contained clean water system w/quick
 disconnect, single bottle 1 1/2 liter
 wet/dry foot control - Shadow powder coat standard
 Adjustable height frame
 Twin wheel hard floor casters
 External 7' umbilical
 Standard utility center housing and cover
 Air pressure regulator w/filter
 Master air shut-off valve

Duo Standard IC Cart 5355

Same as above, w/additional features:
 Central vacuum canister w/disposable solids collector
 autoclavable standard HVE lever valve w/tubing, 5'
 autoclavable saliva ejector lever valve w/tubing, 5'

Factory Options

DELIVERY SYSTEM

Handpiece Illumination System

One handpiece (5-hole), accommodates 1 add'l tubing

Add'l handpiece illumination tubing (5-hole)

One handpiece (6-pin), accommodates 1 add'l tubing

Add'l handpiece illumination tubing (6-pin)

Additional standard autoclavable HVE
 with tubing, 5' & autoclavable oral dry cup (5355)

Hands-free HVE, see page 90, Write in selection here

Quick disconnect with flow control, 1/4"
 (specify air or water)

Swivel tray, arm-mounted

Foot control support shelf, clamps to 2" base

Additional umbilical (per foot)

Routing valve kit with water shutoff &
 regulator/factory installation

! Often overlooked

Part No

MODEL CHOICE

1700-021-CS

0017-615-CS

1700-019-CS

0017-603-CS

1400-113-CS

0016-455-CS

1110-731

0023-665

1115-999-CS

1115-315-CS

Retail

PRICE :

\$805

\$310

\$805

\$220

\$100

\$400

\$165

\$380

\$205

\$35

\$335

TOTAL

Forest Packages

Chairs & Stools

Lights & Monitor Mounts

7000 Series

Delivery Systems

Simplified

Factory Options & Parts

General Information

Equipment Warranty

Compressors

Dry Vacuums

Tanks

Wet Vacuums

Utility Room Accessories

Utility Warranty

High-Speed Handpieces

Electric Handpieces

Low-Speed Handpieces

Handpiece Bundles

Hygiene

Burs & Hand Instruments

Miscellaneous

Service & Repair

Handpiece Warranty

!

Simplified Surface Treatments

UNIT PLASTIC FINISHES:

Forest Grey

POWDER COAT PAINT FINISHES:

Forest Grey

Equipment dimensions, see page 106

Shipping weight estimate:

5350 50 lb / 23 kg

5355 55 lb / 25 kg